

| | | | |
|----------|---------|----------|----------|
| 1. pig | pigz | pigs | piges |
| 2. class | classes | classs | class |
| 3. dish | dishies | dishs | dishes |
| 4. peach | peachz | peaches | peachs |
| 5. book | bookes | bookx | books |
| 6. chip | chips | chipes | chippies |
| 7. wish | wishs | wishes | wishies |
| 8. pouch | pouchs | pouchies | pouches |
| 9. hen | henes | hens | henz |
| 10. fox | foxies | foxes | foxs |

| | | | |
|----------|---------|----------|----------|
| 1. pig | pigz | pigs | piges |
| 2. class | classes | classs | class |
| 3. dish | dishies | dishs | dishes |
| 4. peach | peachz | peaches | peachs |
| 5. book | bookes | bookx | books |
| 6. chip | chips | chipes | chippies |
| 7. wish | wishs | wishes | wishies |
| 8. pouch | pouchs | pouchies | pouches |
| 9. hen | henes | hens | henz |
| 10. fox | foxies | foxes | foxs |

YPD-U10

- | | |
|-------------------|--------------------------------|
| 1. Jungle gym | 1. Детская площадка |
| 2. Sandbox | 2. Песочница |
| 3. Kite | 3. Воздушный змей |
| 4. Jump rope | 4. Скакалка |
| 5. Slide | 5. Слайд |
| 6. Swing | 6. Качели |
| 7. Seesaw | 7. Качели (на доске) |
| 8. Ball | 8. Мяч |
| 9. Play with me | 9. Поиграй со мной |
| 10. Climb the ... | 10. Поднимитесь по ... |
| ... | 11. Запускать воздушного змея. |
| 11. Fly the kite. | 11. Запускать воздушного змея. |
| 12. I want the | 12. Я хочу ... |

YPD-U10


- | | |
|--------------------|--------------------------------|
| 1. Jungle gym | 1. Детская площадка |
| 2. Sandbox | 2. Песочница |
| 3. Kite | 3. Воздушный змей |
| 4. Jump rope | 4. Скакалка |
| 5. Slide | 5. Слайд |
| 6. Swing | 6. Качели |
| 7. Seesaw | 7. Качели (на доске) |
| 8. Ball | 8. Мяч |
| 9. Play with me | 9. Поиграй со мной |
| 10. Climb the ... | 10. Поднимитесь по ... |
| 11. Fly the kite. | 11. Запускать воздушного змея. |
| 12. I want the ... | 12. Я хочу ... |

YPD-U10

- | | |
|--------------------|--------------------------------|
| 1. Jungle gym | 1. Детская площадка |
| 2. Sandbox | 2. Песочница |
| 3. Kite | 3. Воздушный змей |
| 4. Jump rope | 4. Скакалка |
| 5. Slide | 5. Слайд |
| 6. Swing | 6. Качели |
| 7. Seesaw | 7. Качели (на доске) |
| 8. Ball | 8. Мяч |
| 9. Play with me | 9. Поиграй со мной |
| 10. Climb the ... | 10. Поднимитесь по ... |
| 11. Fly the kite. | 11. Запускать воздушного змея. |
| 12. I want the ... | 12. Я хочу ... |

YPD-U10

- | | |
|--------------------|--------------------------------|
| 1. Jungle gym | 1. Детская площадка |
| 2. Sandbox | 2. Песочница |
| 3. Kite | 3. Воздушный змей |
| 4. Jump rope | 4. Скакалка |
| 5. Slide | 5. Слайд |
| 6. Swing | 6. Качели |
| 7. Seesaw | 7. Качели (на доске) |
| 8. Ball | 8. Мяч |
| 9. Play with me | 9. Поиграй со мной |
| 10. Climb the ... | 10. Поднимитесь по ... |
| 11. Fly the kite. | 11. Запускать воздушного змея. |
| 12. I want the ... | 12. Я хочу ... |



I'm glad to see you today!



How are you?

How I Feel

happy



sad



mad



sleepy



hungry



worried



silly



okay



surprised





[Can] Can you swim_ - Educational Rap for Kids - English song for Children.mp4



fly



swim



ride a bike



run



jump



dance



sing



What can you do?

| | | | |
|----------------|--------------|---------------|----------------|
| I can | run | like | a fish |
| | jump | | a horse |
| | swim | | a frog |
| | sing | | a |
| | dance | | chimp |
| I can't | climb | a cat | |
| | fly | a dog | |
| | | a bird | |



**Let's check your
homework!**



Name: _____ Date: _____

Plural Nouns Worksheet

To form the plural form of most nouns, add *-s*

apple → *apples* *blanket* → *blankets* *phone* → *phones*

Add *-es* when a singular noun ends in *s*, *ch*, *sh*, or *x*

class → *classes* *switch* → *switches* *watch* → *watches*

Write the plural form of each noun.

1. street _____

14. couch _____

2. bridge _____

15. bread _____

3. patch _____

16. doctor _____

4. rocket _____

17. tax _____

5. class _____

18. glass _____

6. wallet _____

19. cat _____

7. fox _____

20. lamp _____

8. pajama _____

21. house _____

9. sock _____

22. flash _____

10. nurse _____

23. table _____

11. address _____

24. church _____

12. inch _____

25. pan _____

Letter combinations on the sand.





ee

ea

ch

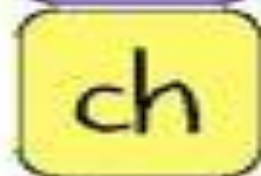
**Reading
is Fun**

th

ph

wh

sh





Instructions:

1. Place the cards face down in the center of the playing area.
2. Players place their pieces on START
3. Take turns picking the top card



Chick's and Whale's Birthday Bash




4. Move to the next spot on the game board with the pair of letters that complete your word.
6. The first player to reach FINISH is the winner!



19

ow



brown

/ au /

oy


town clown

brown cow owl

bow

20

ou



out

/ au /

o

mouse house

count cloud

mouth shout

Буквосочетание **ou** в середине слова передаёт звук **[au]**

house [**h**auz]

mouse [**m**aus]

round [**r**ound]

about [ə**au**t]

Сочетания **ou, ow** – **[au]**

house

count


blouse

ground

town

brown

down



-OW-

cow

how

now

sow

wow

down

fowl

gown

howl

town

clown

crowd

crown

drown

frown


growl

prowl

For coins

Who is it?

It is



and



It likes a



It lives in the




It is a



Who is it?

It is




It lives in the

and in the

It likes



It is a



Let's watch a cartoon cartoon.





Usborne
Phonics Readers
Shark in the park



Usborne Phonics Readers have been created in consultation with a language expert, taking into account the latest research on the most effective ways of teaching reading. Children who have just learned to read can enjoy the lively stories with very little guidance from an adult, gaining the experience and enthusiasm they need to become fully confident readers.

Stephen Cartwright's delightful illustrations complement the text and are designed to stimulate further interest. Fold-out pages add to the enjoyment.


£4.99
ISBN 0 7460 7724 6
Made with paper from
a sustainable forest

www.usborne.com

JFMAMJJAS ND/O6




Usborne
Phonics Readers
Shark in the park



Supports
synthetic
phonics
learning

Phil Roxbee Cox & Stephen Cartwright

Hen is with her pad and pens.
She makes bright squiggles
and marks.





"There's a shark
in the park!"
Pup barks.

"It has sharp,
pointy..."




"There's a shark
in the park!"
Pup barks.



TEETH!"





Sam Sheep is asleep,
where it's dark.



"There's a shark
in the park!"
Pup barks.



Who is it?

It is



It lives in the



It likes



and




It is a



Who is it?

It is



It lives in the



It can run and jump

It likes a




It is a



"A shark?"
meows
Fat Cat.



"A shark?"
clucks Hen.



"A shark?"
grunts
Big Pig.




"ZZZZZZ,"
snores Sam
Sheep (still
fast asleep).




"Yes, a shark. There's a SHARK in the PARK!"

Pup barks.




"Make your way to the lake!"

Up pops Jake Snake.



There's no shark in the park!



It's Jake Snake and his rubber ring!



Shark in the park.mp4






Jungle gym



sandbox



kite



Jump rope



slide



swing



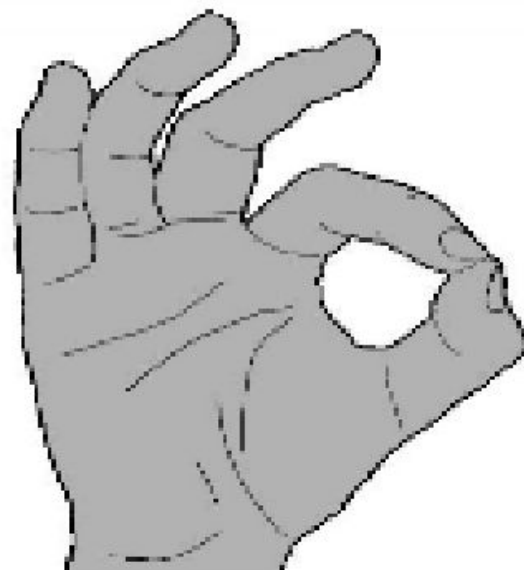
seesaw



ball



Play with me.



O.K let's...



Climb the...



Fly the kite.



I want the..

Natural lexis.



DK my first

playtime




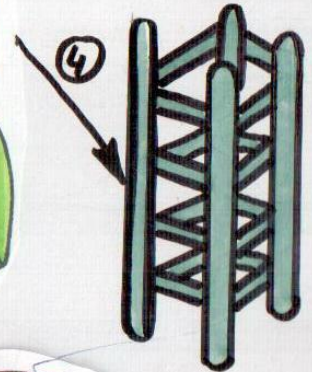
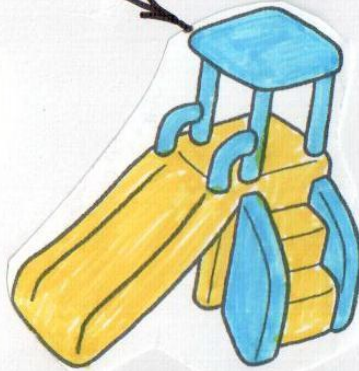
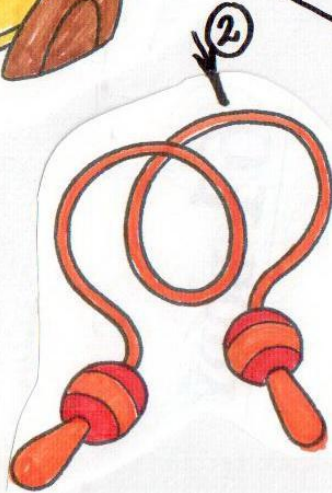


U. 10. Park song.

Tr. 35.



(Young
Pict. Dict)



35. Äïðíæèà 35.mp3



x 2






x 2

⑥ Let's play.
O.K. Let's play.
Let's play on the

The background features a stylized Union Jack flag, with the red, white, and blue diagonal stripes forming a cross pattern. The word "GRAMMAR" is centered horizontally across the middle of the image, set against a solid red rectangular background that overlaps the central part of the flag's cross.

GRAMMAR

Plural Rule 1

- Most words add 's' to make the plural.
- one apple  two apples  
- desk → desks
- month → months
- book → books
- train → trains
- pen → pens
- name → names
- shop → shops
- friend → friends
- chair → chairs
- teacher → teachers

- Add 'es' to words ending in 'ch', 'sh', 's', 'ss', 'x' or 'z' to make the plural.

● one box  many boxes



● wish → wishes beach → beaches

● cross → crosses waltz → waltzes

● bus → buses church → churches

● dish → dishes loss → losses

● fox → foxes bunch → bunches

PLURAL RULE TWO



Nessy Spelling Strategy _ Plurals -s -es _ Learn to Spell.mp4

Add 'es' to words ending in 'ch', 'sh',
's', 'ss', 'x' or 'z' to make the plural



one box



many boxes

beach → beaches

wish → wishes

fox → foxes

bus → buses

cross → crosses

waltz → waltzes

pitch → pitches

hutch → hutches

Try these ...

church → _____

quiz → _____

gas → _____

wax → _____

class → _____

dish → _____

Plurals

These nouns

-es

bench _____

dish _____

witch _____

box _____

fox _____

princess _____

tomato _____

bus _____

church _____

watch _____

glass _____



Underline the correct answers.

1. pig

pigz

pigs

piges

2. class

classes

classs

class

3. dish

dishies

dishs

dishes

4. peach

peachz

peaches

peachs

5. book

bookes

bookx

books

6. chip

chips

chipes

chipies

7. wish

wishs

wishes

wishies

8. pouch

pouchs

pouchies

pouches

9. hen

henes

hens

henz

10. fox

foxies

foxes

foxs

| Open Syllable Words | Closed Syllable Words | Magic E Syllable Words |
|---------------------|-----------------------|------------------------|
| cry | plug | hope |
| flu | melt | hide |
| pro | shelf | brake |
| sky | swim | bike |
| be | fill | pine |
| so | lost | shine |
| shy | help | shade |
| fry | camp | page |



Home task:

Выдается в среду 11.08.2021/четверг 12.08.2021

Сделать на понедельник 16.08.2021/вторник
17.08.2021.

1) Copy 10C: соединить, раскрасить и выучить слова.

2) Grammar copy: соединить с соответствующим окончанием.

Plurals: Choose -s or -es

Read each word below. Should you add an 's' or 'es' to make the word plural? Draw a line from the word to the correct ending.

s

es

- | | |
|---------|-----------|
| dish | flower |
| mailbox | book |
| doll | church |
| crutch | father |
| nail | dress |
| wish | spoon |
| crayon | milkshake |

© Marina's Learning Centre www.marinaslearningcentre.com

Unit 10 (In the Park) (Сканы, наиги парк).

Homework 10 C

Play with me. (Играй со мной.)

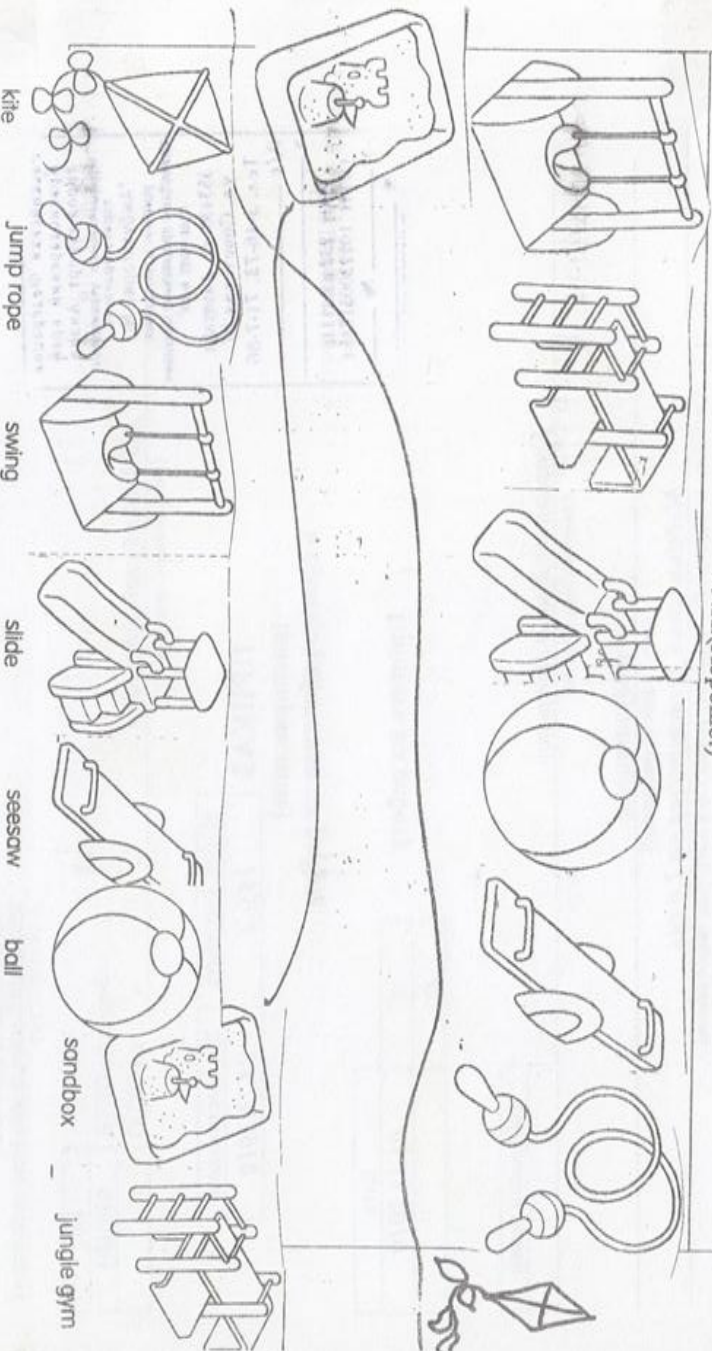
O.K let's... (Хорошо. Давай...)

Climb the... (Забрайся...)

Fly the kite. (Залускай змея.)

I want the... (Я хочу...)

-Let's play. (Давай играть.)
-O.K. (Хорошо.)



kite

Jump rope

swing

slide

seesaw

ball

sandbox

Jungle gym

igh

lightning

night

midnight

light

fight

ai

rain

train


sail

nail

chain

snail

paint



cut - myth - tide - mix - box - lake -
fly - plate - map - his - cat - dog -
blue - site - meet - he - sit - rose -
home - stop - fond - game - plan -
tram - my - ill - system - tent - fell -
feel - fine - we - but - fun - use -
tune