

ПЕЙЗАЖ В ГРАФИКЕ

ГРАФИКА -

(от греческого — пишу, черчу, рисую)

— вид изобразительного искусства, использующий в качестве основных изобразительных средств линии, штрихи, пятна и точки.

Цвет также может применяться, но, в отличие от живописи, здесь он играет вспомогательную роль.

Поверхность бумаги — главная основа для графических работ.

Инструменты и материалы в графике

Тушь

Перо

Уголь

Карандаш




Техники графики:

- Карандаш (графитный, цветной, итальянский)
- Пастель
- Восковые мелки
- Фломастеры
- Тушь
- Акварель
- Гуашь
- Сангина

ПЕЙЗАЖ В ГРАФИКЕ

ФАКТУРЫ ШТРИХА



depositphotos

© depositphotos


depositphotos



depositphotos


depositphotos

depositphotos











Исаак




Исаак



Исаак




Винсент Ван



www.fotodom.ru BR03-9017 Bridgeman


Винсент Ван




Винсент Ван




Владимир




Владимир



Владимир



Владимир











Дурашвили В. 2008г.



Владимир




Франс



Франс










Tonika Fudama






701 Et.
2009



ArtNow.ru







ЗАДАНИЕ

«Весенний пейзаж»

Алгоритм выполнения:

- 1. Определить мотив работы, какое состояние и настроение ты хочешь передать**
- 2. Выбрать что в работе будет главным, центром внимания зрителя**
- 3. Показать плановость**
- 4. Определить ритм разных частей композиции**
- 5. Разработать детали – создать фактуры разнообразными штрихами, сочетая линии и пятно**

ФАКТУРЫ ШТРИХА



depositphotos



© depositphotos



depositphotos



depositphotos



depositphotos



depositphotos





STIPPLING



HATCHING



VERTICAL LINES



SCRIBBLING



CONTOUR LINES



ZIG ZAGS



DOTS & DASHES



SPIRALS



WAVY LINES




SCRATCHY LINES



CROSS HATCHING



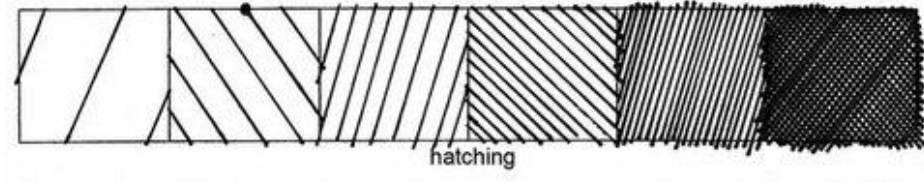
LOOSE LINES




lightest (1)

example (cross hatching)

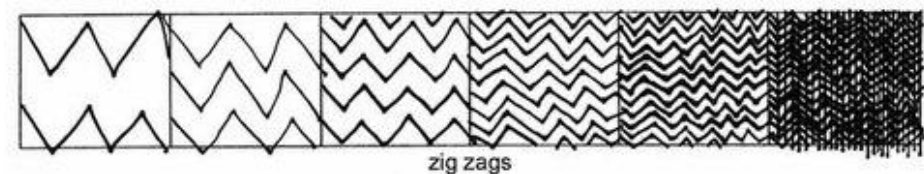
darkest (6)



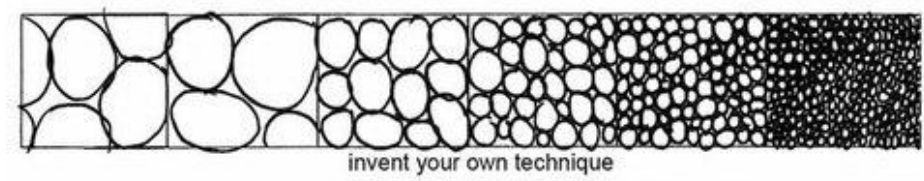
hatching




scribbles / squiggles









zig zags




invent your own technique



combination of 2 or more techniques (from above examples)






16. Irregular-weave pattern



17. Waves and zigzag lines—variant 1



18. Waves and zigzag lines—variant 2




19. Waves and zigzag lines—variant 3




20. Merging and radiating lines—variant 1



21. Merging and radiating lines—variant 2



22. Merging and radiating lines—variant 3



23. Loops and scales—variant 1



24. Loops and scales—variant 2




25. Loops and scales—variant 3



26. Dots—variant 1




27. Dots—variant 2



28. Circles, bubbles, and boxes—variant 1



29. Circles, bubbles, and boxes—variant 2



30. Solid black




1. Continuous line



2. Engraving effect



3. Geometric pattern




4. Randomly scribbled line



5. Scribbled loops of line




6. Reticulated scribbling



7. Clusters of hatched lines




8. Layered parallel line



9. Reticulated clusters of hatched lines



10. Radiating clusters of line



11. Crosshatched lines—variant 1




12. Crosshatched lines—variant 2



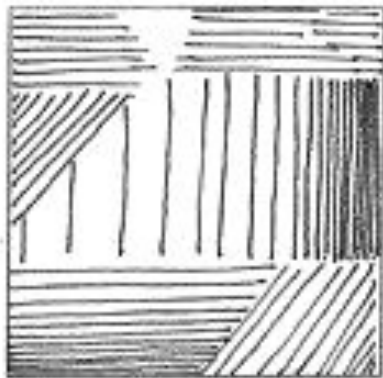
13. Crosshatched lines—variant 3




14. Symmetrical-weave pattern—variant 1




15. Symmetrical-weave pattern—variant 2



Hatching




Cross Hatching




"Patch Hatching"




Contour Hatching




"Ruler" Hatching




Other



Stippling



Other



Other

