


Unit 1
Aa Bb Cc

Oxford Phonics World 1

The Alphabet



Lead In



meow,
meow,
meow

Woof,
woof,
woof



Unit 1 **Aa** **Bb** **Cc**


A **a**



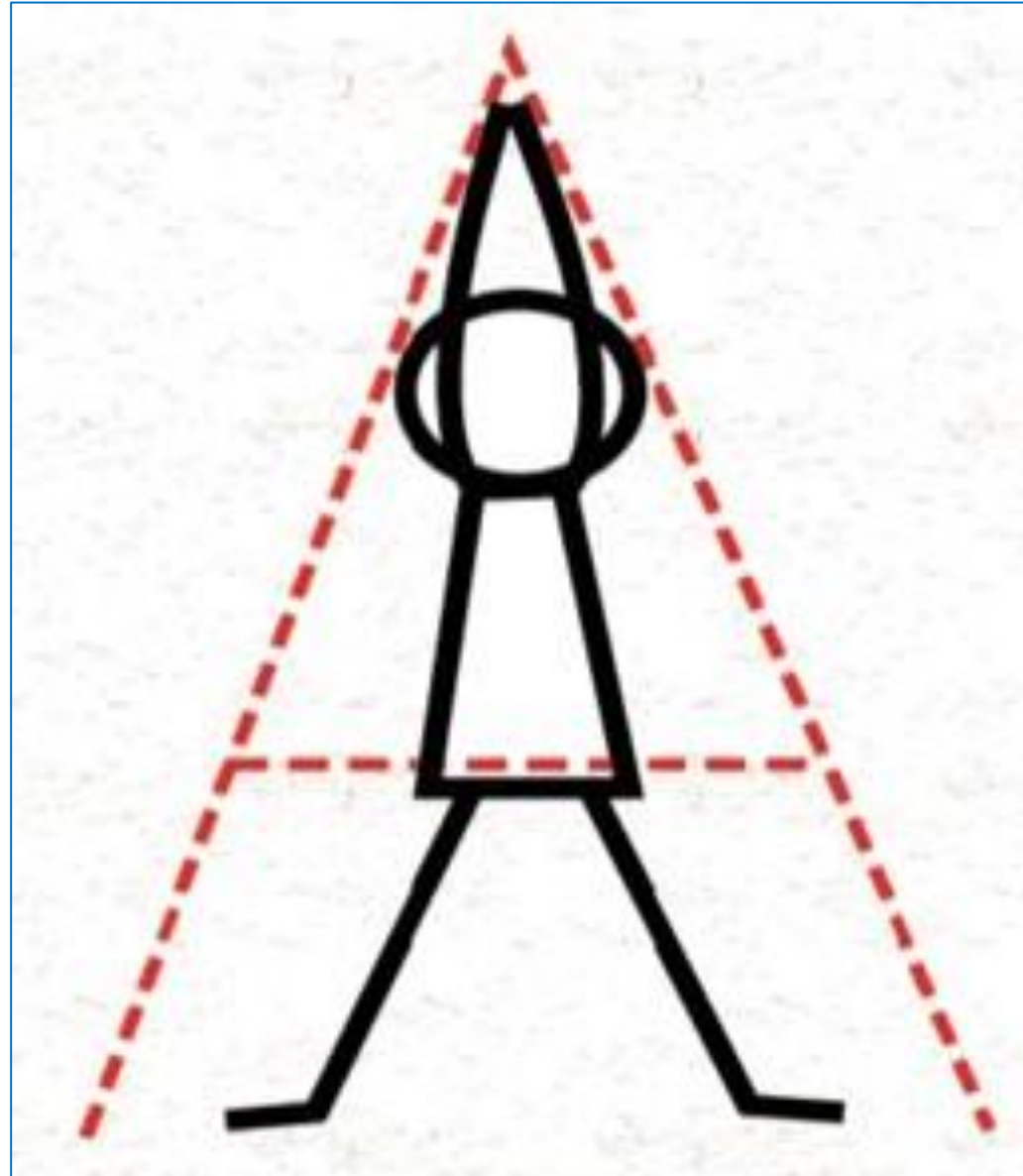
Let's Learn!



A



Let's Do!



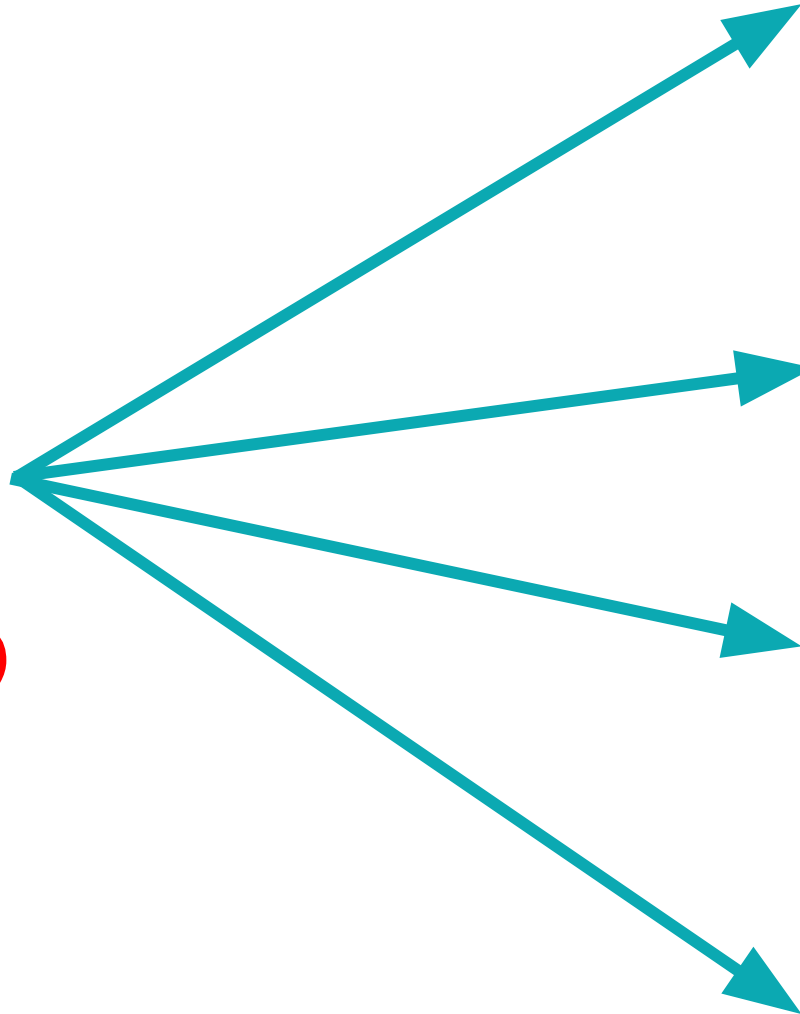


A. Listen and repeat.




Aa

Let's learn.

Aa



Let's Learn



a

+

n
t

=

a
t

Let's Learn



a

+

x

=

ax

Let's Learn!



alligat

Let's Learn!



a p p

B. Listen, point and repeat.

1.



apple

3.



an

2.



a

x

4.



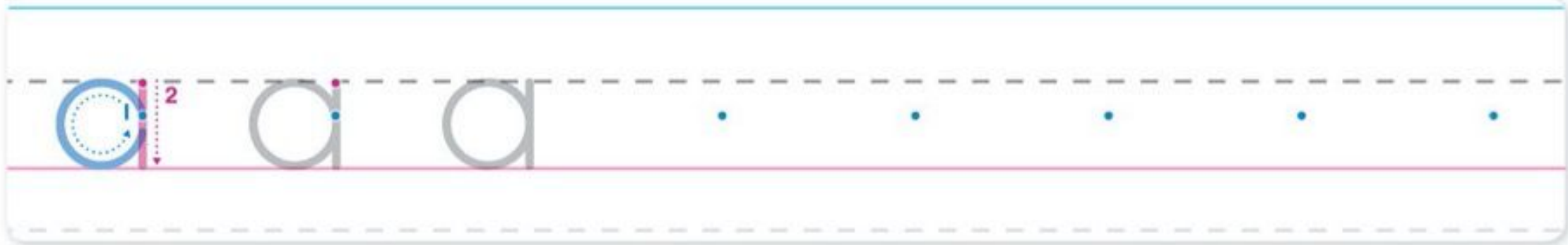
alligat

C. Trace, write and say.

A



a



D. Listen. Then write Aa or cross it out.



1 Aa

2

3

4

5

6

E. Listen and chant.



an

a

a

app

le

a

alligat

or

a

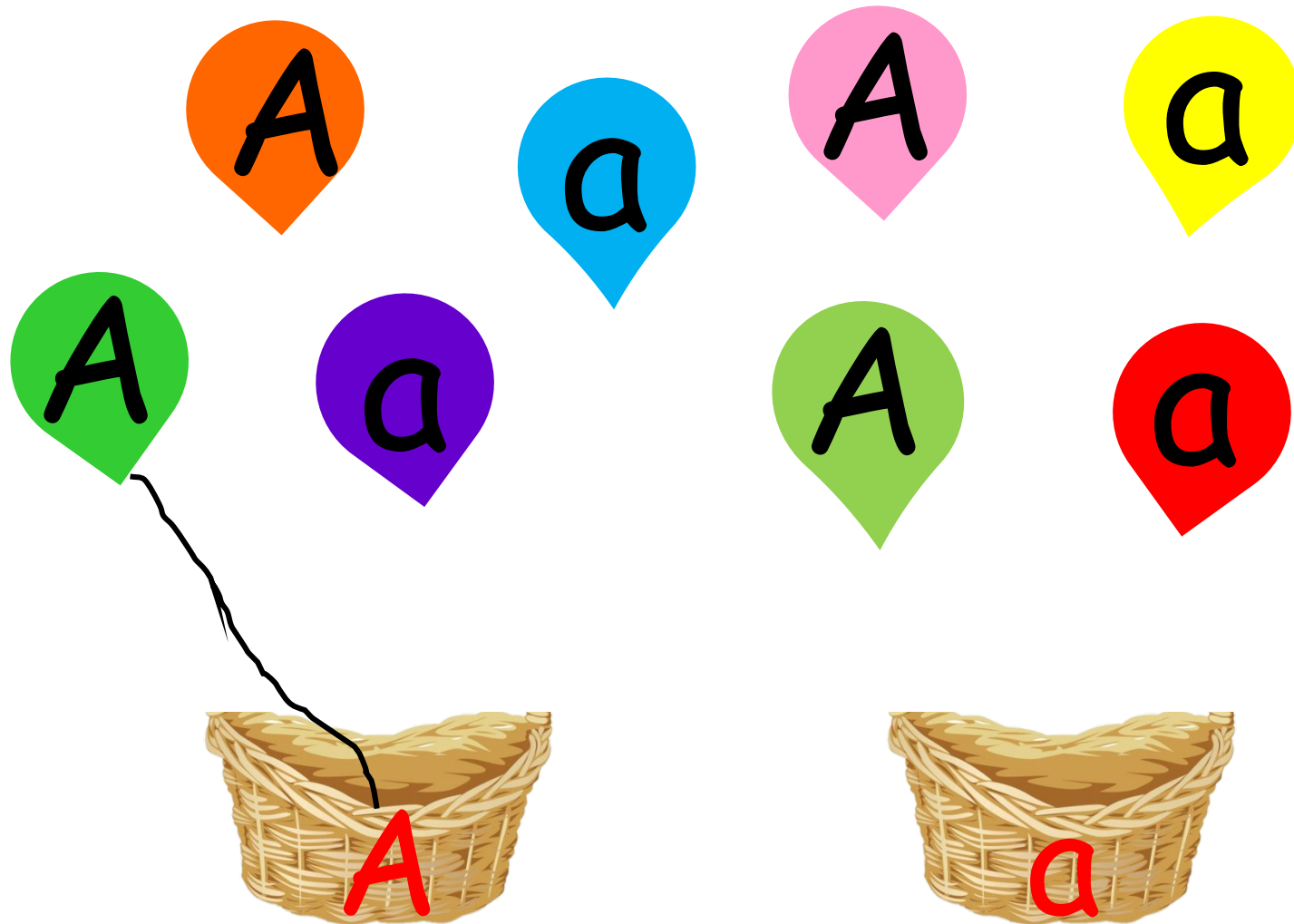
a

x

a



Matching




B **b**




Fingers Letter



B

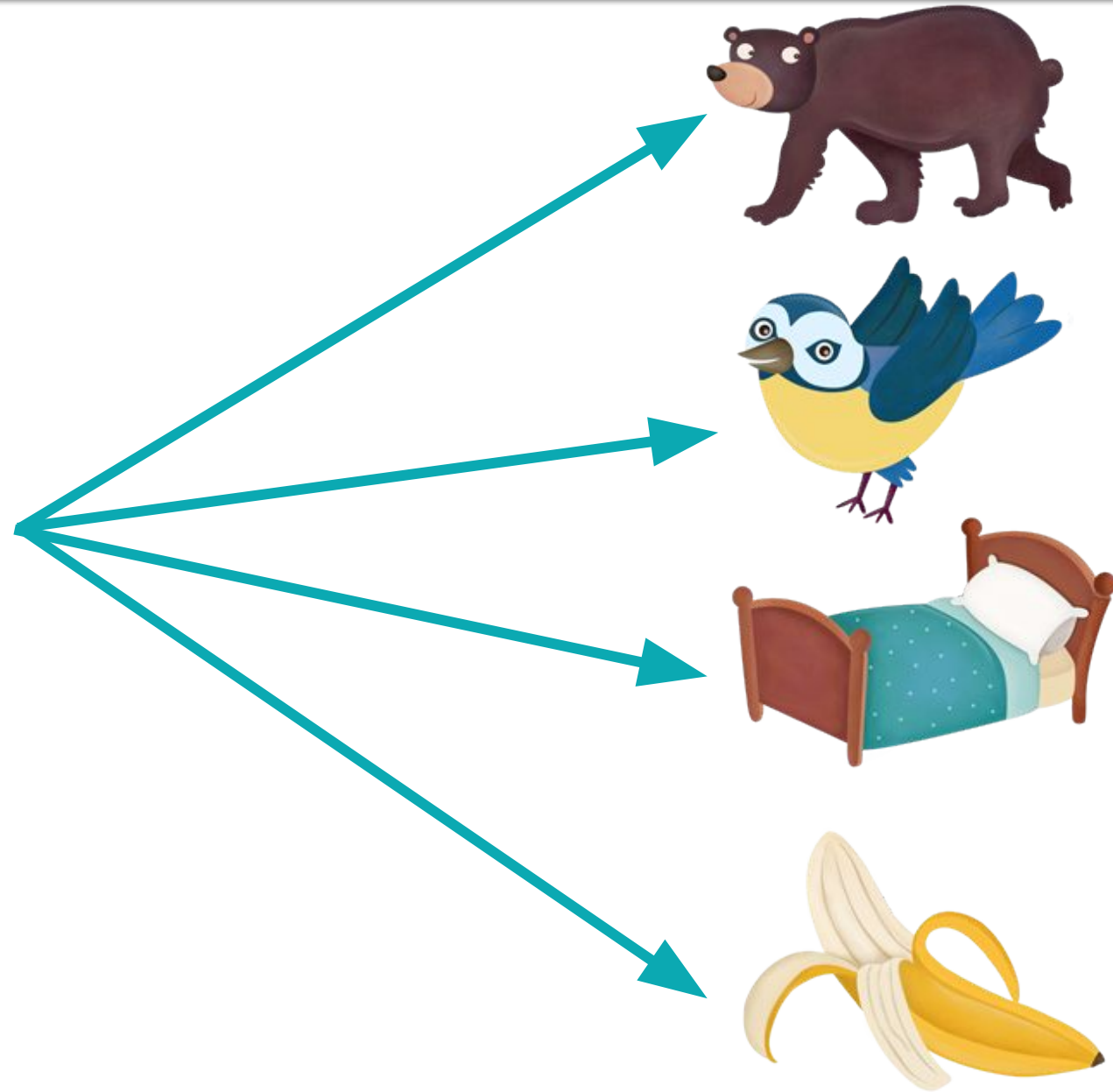


Let's Do!



Let's learn.

B b



Let's Learn



b

+

e

=

b e

a

a

Let's Learn!



b

+

ea

=

b

ea

r

r

Let's Learn!



b

+

ir

=

bir

d

d

Let's Learn!



bana

B. Listen, point and repeat.



bea

r




be



bir

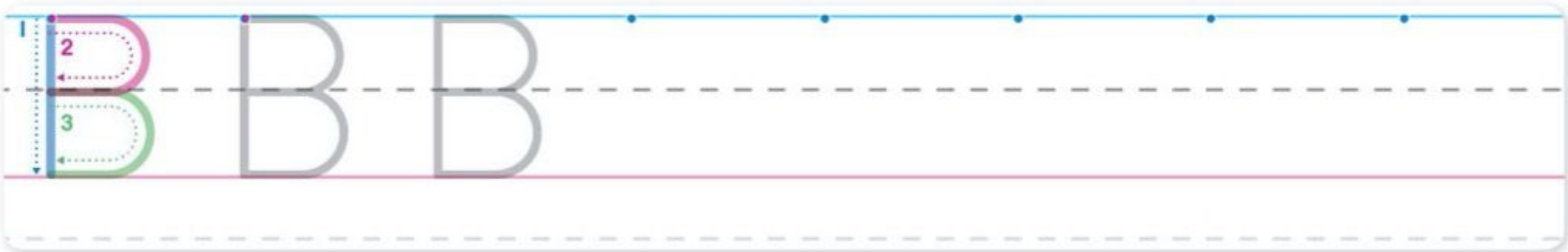
d



bana

C. Trace, write and say.

B



b



D. Connect. Then write Bb.

Bb

Blank writing area with a dashed line for the top line and a solid line for the bottom line.



E. Listen and chant.



be

bea

bana

bir

b

b

na

b

b


b

b

b



Matching

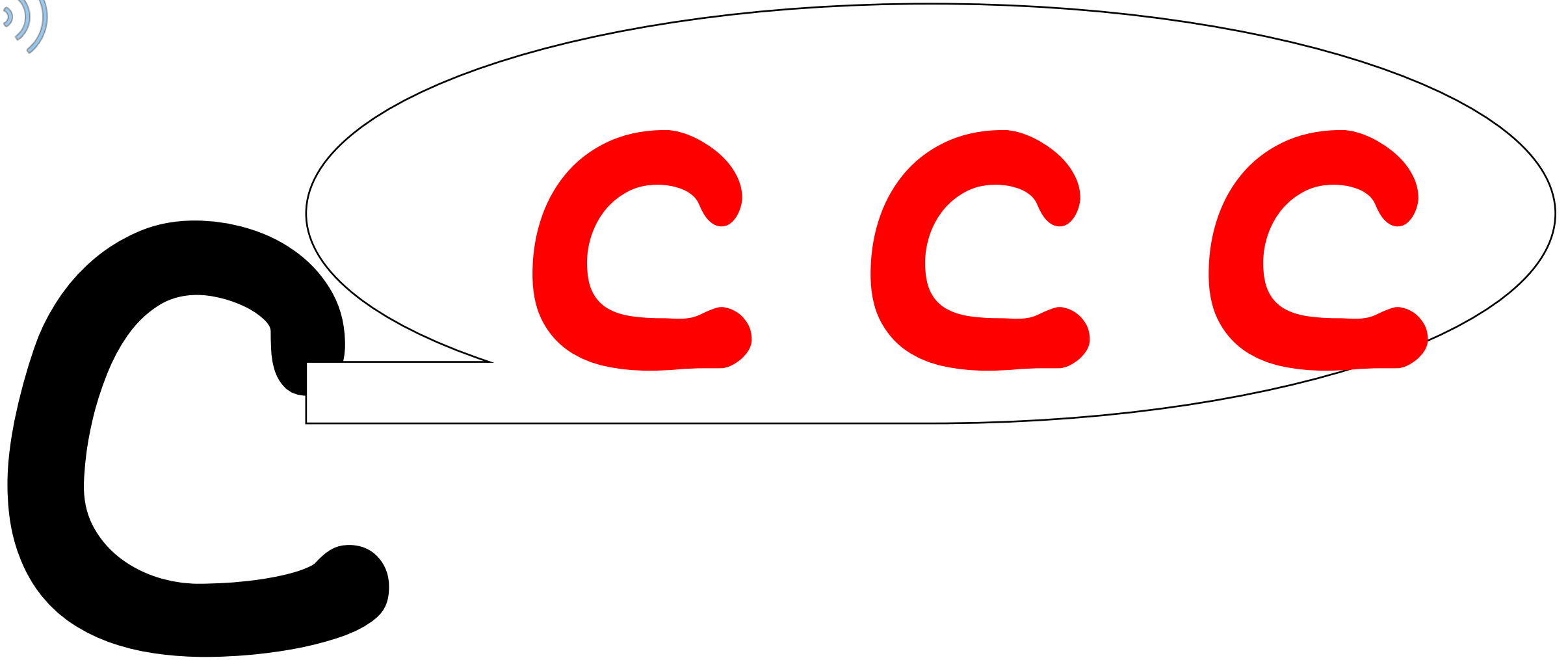


C

c



Let's learn!

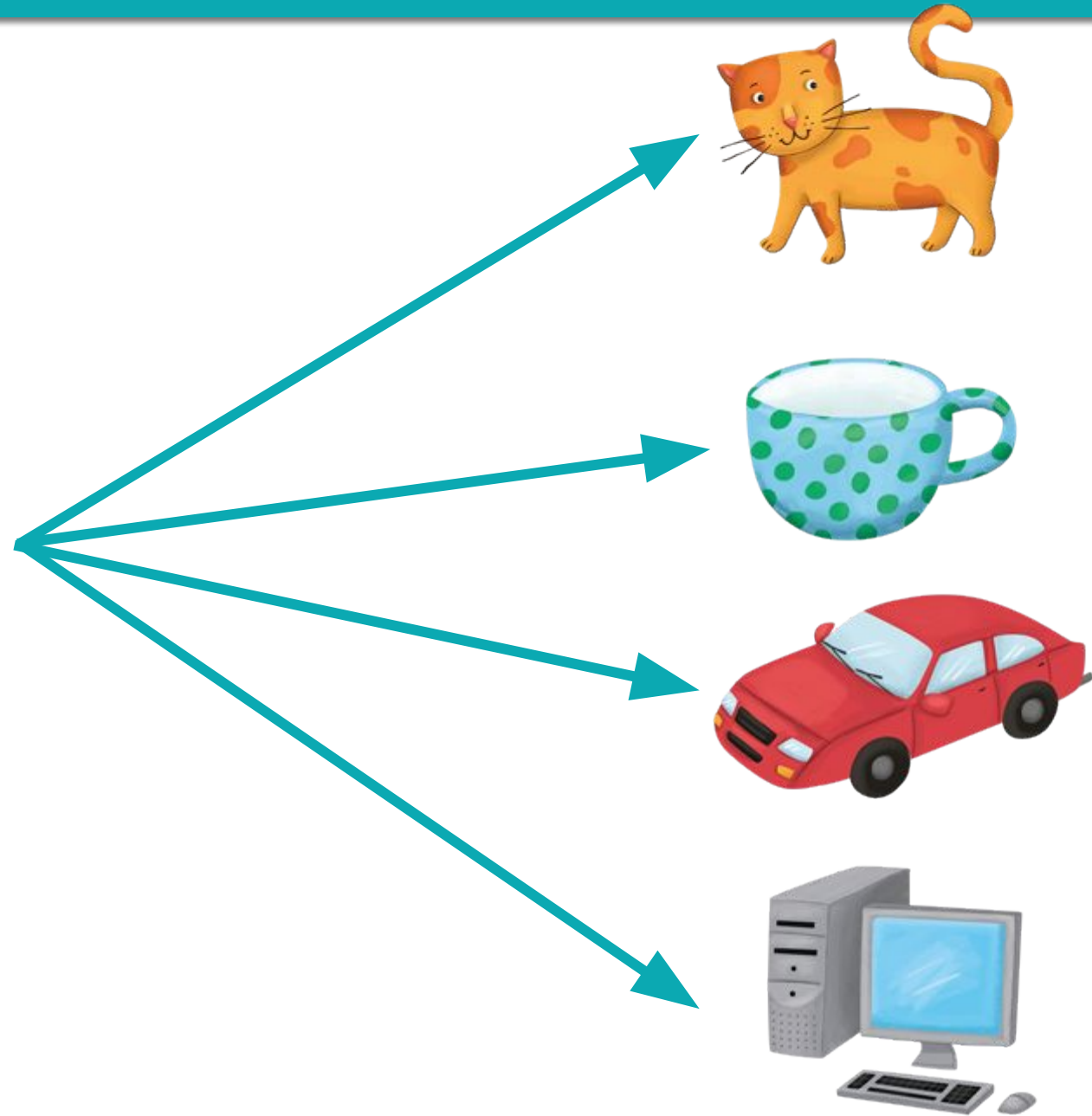


Let's Do!



Let's learn.

C c



Let's Learn



c

+

a

=

ca

t

t

Let's Learn!



C

+

u

=

Cu

D

D

Let's Learn



c

+

a

=

ca

r

r

Let's Lear!



c om pu

B. Listen, point and repeat.



1.



ca

t



3.



ca



2.



cu



4.



p

compu

C. Trace, write and say.


C



c



D. Write Cc. Then match.

A yellow rectangular writing box with a dashed line in the middle and a solid line at the bottom. It has green dots at each corner and a grey line connecting the top left corner to the bottom right corner of the dashed line.

E. Listen and chant.



ca

cu

compu

ca

c

c

ter

c

c

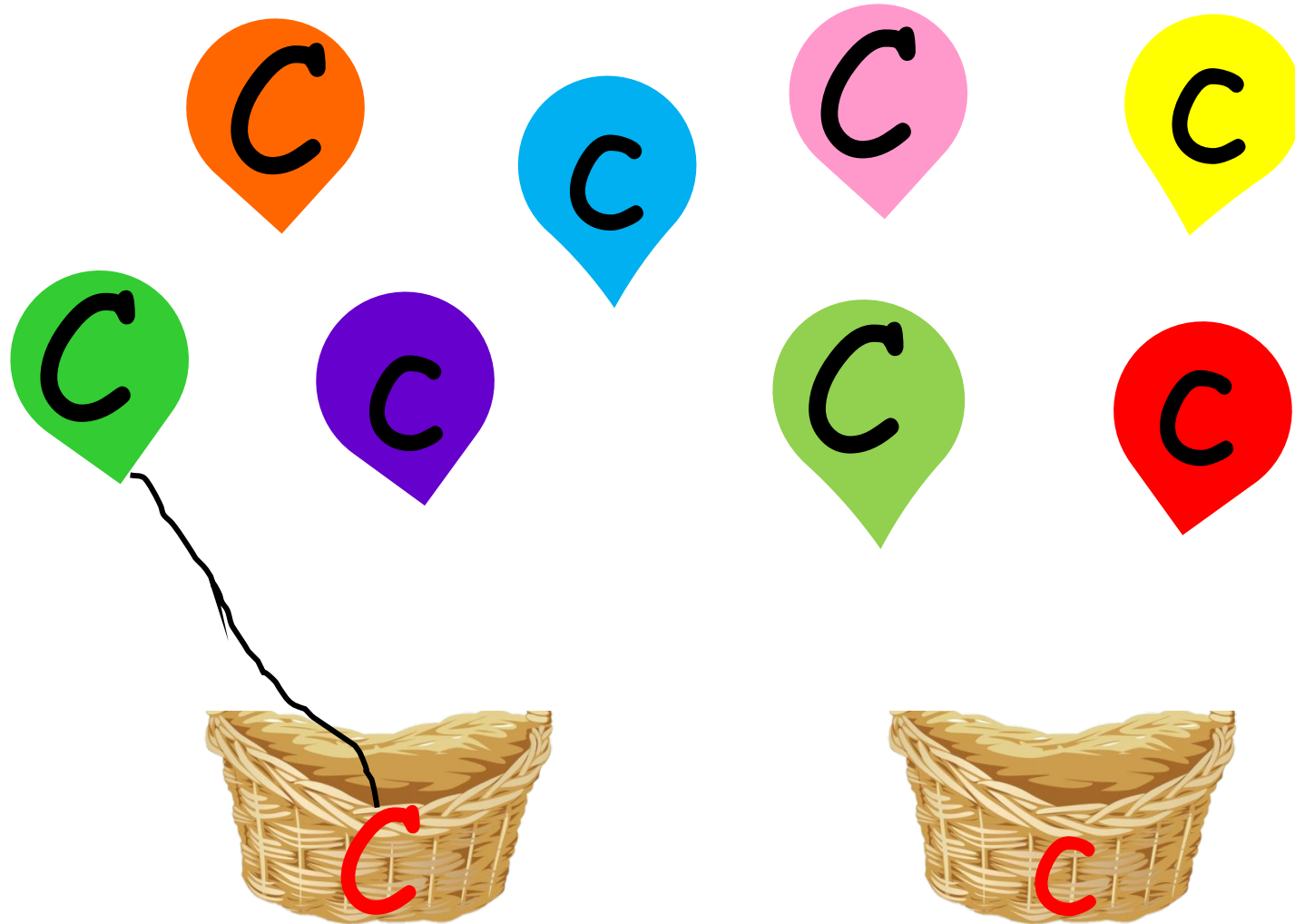
c

c

c



Matching



Review

Oxford Phonics World 1

The Alphabet



A. Which ones begin with the same sound? Circle.

1.



2.



3.



B. Listen and circle.



1.



C B A
b a c

2.



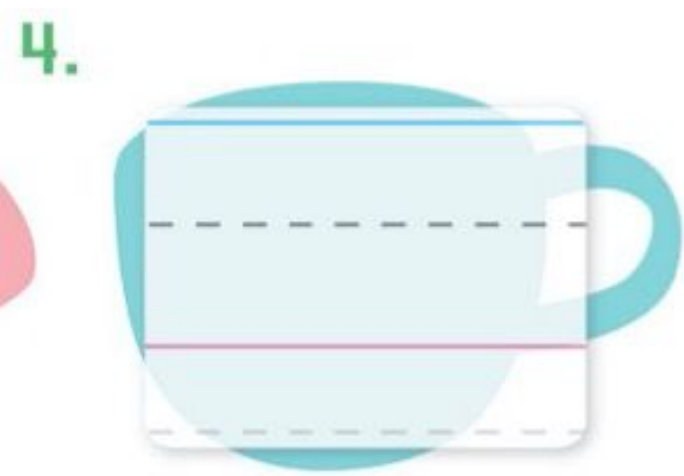
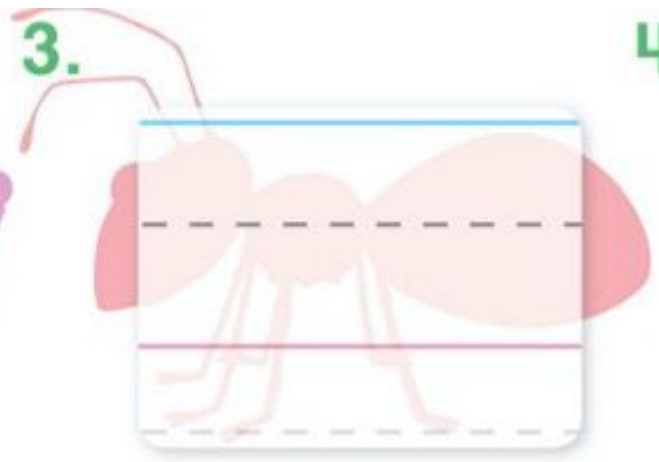
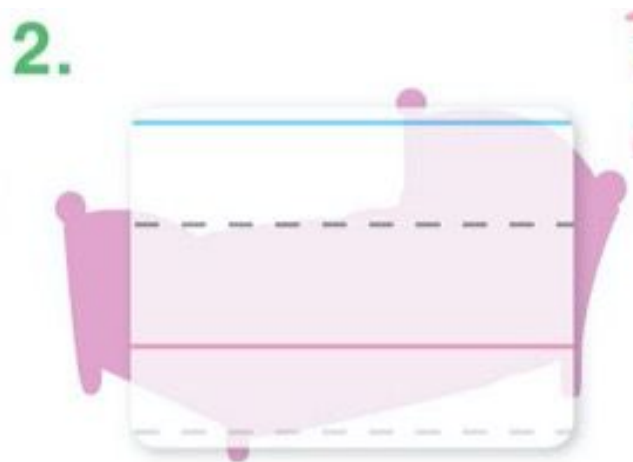

A B C
a c b

3.



B A C
c b a

C. Write.



Find the Pairs

HINT

?

?

?

?

?

?

?

?

?

?

?

?

Find the Pairs

HINT

?

?

?

?

?

?

?

?

?

?

?

?

Dictation

**Oxford
Phonics
World 1**
The Alphabet



Dictation Time!

A large rounded rectangular box with a grey border, designed for handwriting practice. The box contains three horizontal lines: a solid blue line at the top, a dashed grey line in the middle, and a solid red line at the bottom. The space between the blue and red lines is divided into three equal-width sections by the dashed line, providing a guide for letter height and placement.

Dictation Time!

A blank sheet of lined paper with a blue top line, a dashed middle line, and a red bottom line. The paper has rounded corners and a grey border.

Dictation Time!

A blank sheet of lined paper with a blue top line, a dashed middle line, and a red bottom line, all within a rounded rectangular border.

Dictation Time!

A large, rounded rectangular box with a grey border, designed for handwriting practice. It features three horizontal lines: a solid blue line at the top, a dashed grey line in the middle, and a solid red line at the bottom. The space between the blue and red lines is divided into three sections by the dashed line, providing a guide for letter height and placement.

Dictation Time!

A large, rounded rectangular box with a grey border, designed for handwriting practice. It features three horizontal lines: a solid blue line at the top, a dashed grey line in the middle, and a solid red line at the bottom. The space between the blue and red lines is divided into two sections by the dashed line, providing a guide for letter height and placement.

Dictation Time!

A large, rounded rectangular area representing a sheet of paper. It features three horizontal lines: a solid blue line at the top, a dashed grey line in the middle, and a solid red line at the bottom. The space between the blue and red lines is divided into two equal halves by the dashed line, providing a template for handwriting practice.

Story

Oxford Phonics World 1

The Alphabet



D. Look and listen. Read along.

Sight words: an a it is



Good Bye!

Oxford Phonics World 1

The Alphabet

