

Деление на слоги

Знакомство с буквой Г



Королёва Ирина Николаевна
учитель начальных классов
МКОУ СОШ №2
г.Нефтекумск



Отгадай

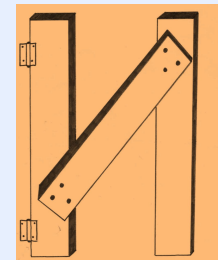
Вот буква вроде шалаша
Не правда ль буква хороша.
И хоть она проста на вид,
Но начинается алфавит.



Эта буква всегда стояла
Круглая, нормальная.
Спать легла - бока помяла.
И теперь овальная.



На калитку посмотри,
Там увидишь букву ...



Что забыл нарисовать
художник?



Какой звук есть во всех ЭТИХ
словах?

Arccu

Г г



15. ПОВТОРЕНИЕ.

Ю́нна Мо́риц

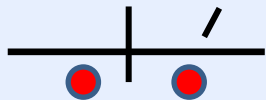
Ва́нечка-пасту́х.
На лу́гу сто́ят ове́чки,
Шерсть закру́чена в коле́чки,
А игра́ет для ове́чек
На свире́ли челове́чек.

Это Ва́нечка-пасту́х!
У него́ хоро́ший слух.
Он и во́лка ненави́дит,
И ягнё́нка не оби́дит,
Не оби́дит нипо́чём.
Быть Ваню́ше скрипачо́м!

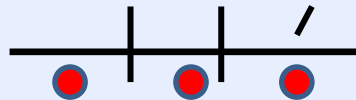




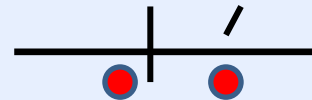
пастух



пастушок

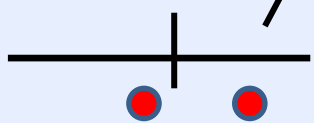


свирель

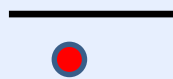




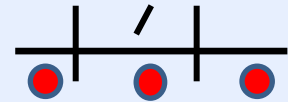
скрипач



волк



овечка



Handwriting practice for the letter 'm' on a four-line grid. The first row shows two large 'm's: the first is a solid outline with a starting dot and arrow, and the second is a solid outline with a starting dot. The second row shows four smaller 'm's, each with a starting dot.

Handwriting practice for the letter 'm' on a four-line grid. The first row shows four small 'm's, each with a starting dot. The second row shows four pairs of vertical lines, each pair with a starting dot.

Handwriting practice for the letter 'n' on a four-line grid. The first row shows two large 'n's: the first is a solid outline with a starting dot and arrow, and the second is a solid outline with a starting dot. The second row shows two smaller 'n's, each with a starting dot.

Handwriting practice for the letter 'n' on a four-line grid. The first row shows eight pairs of vertical lines, each pair with a starting dot. The second row shows eight 'n's, each with a starting dot.

Handwriting practice for the letter 'n' on a four-line grid. The first row shows eight 'n's, each with a starting dot. The second row shows eight 'n's, each with a starting dot.

Handwriting practice for the letter 'n' on a four-line grid. The first row shows eight 'n's, each with a starting dot. The second row shows eight 'n's, each with a starting dot.

Handwriting practice for the letter 'n' on a four-line grid. The first row shows eight 'n's, each with a starting dot. The second row shows eight 'n's, each with a starting dot.

Handwriting practice for the letter 'm' on a four-line grid. The first row shows four small 'm's, each with a starting dot. The second row shows four pairs of vertical lines, each pair with a starting dot.

Handwriting practice for the letter 'm' on a four-line grid. The first row shows four pairs of vertical lines, each pair with a starting dot. The second row shows four pairs of vertical lines, each pair with a starting dot.

Handwriting practice for the letter 'n' on a four-line grid. The first row shows eight 'n's, each with a starting dot. The second row shows eight 'n's, each with a starting dot.

