



Hello

Hello

How Are You?

HOW ARE YOU?

sick



sleepy



happy



SUPER



mad



so so



good



bad



English the Easy Way

okay



sad



hungry



tired



fine




PHONICS

A happy cat with a
fan can clap a crab
with a cap in the bag.
The crab is in the
black cab. zzz





Homework





**photo,
duck,
king,
where,
write,
queen.**



**rat,
sit,
ten,
vest,
bend,
tent.**

at









What

A B C

means to ME!

Letter combinations

(Сочетание букв)

№	Letter combinations (Сочетание букв)	Letter combinations in pictures (Сочетание букв в картинках)	Examples (Примеры)	Transcription (Транскрипция)	How to pronounce (Как произнести)
1	ee		tree	/ i: /	и
2	ea		tea	/ i: /	и
3	oo		book	/ u /	у
4	th		three, these	/ θ / / ð /	.ə...ð:



1	ee	Две улыбающиеся дамочки.	see tree three bee feed seed heel
2	ea	Две улыбающиеся дамочки. Одна из них-пампушка.	dream read sea seal peach bean meat
3	oo	Глаза совы.(Смотрят на нас из слов.)	look book cook good food wood wool
4	th	Шпионы разговаривают так,чтобы никто не понял.	Beth with Seth math think that bath

**Let's write a
secret dictation**



Can the crook cook?



5	sh		she	ʃi	ш
6	ch		chess	tʃeɪs	ч
7					

5

sh

Змея и кошка
шипят друг на
друга.

**wish fresh fish dish
brush**

6

ch

У Си аллергия на
кошку. Она чихает.

**rich bench ranch lunch
brunch**



Action Song

The Singing Walrus presents



▶ 0:03 / 3:38



action song.mp4



I

**we
you
they**

**he
she
it**

am

are

is

to be (быть)



Fill in the blanks. Заполните пропуски.

- 1) He ... a student.
- 2) She ... a student.
- 3) I ... a student.
- 4) We ... students.
- 5) Mike and John ... students.
- 6) Ann ... a student.
- 7) They ... students.
- 8) Tony and Alison ... students.
- 9) You (one person) ... student.
- 10) You (two people) ... students.

am

is

are



Unit 3

На-на-на! Обезьянки кушают **banana!**

Ам-ам-ам! Сливу называем **plum!**

Итч-итч-итч! Волосатый фруктик **peach!**

Эа-эа-эа! Груша будет **pear!**

Орэндж-орэндж-орэндж!

Вкусный шарик **orange!**


Нат-нат-нат! Орех на пальме **coconut!**

Эпл-эпл-эпл! Экзотический **pineapple!**

Эйпс-эйпс-эйпс! Растет в Анапе много
grapes!

Эрис-эрис-эрис! Ягоды на грядке

strawberries



BANANA







A game with cards on the floor!!!!

Сперва знакомим с General cards:

-Wash the...

-Put the..

-Its tasty.

- Pick up the...

- Can I have...

Затем вводим course cards: wash the pear, put the plum...

*Wash
the ...*



Put the..



Pick up



-It's




*- Can I
have...?*



Here you are.

Basic English Practice



Can I have ... ?



Here you are.




} 2 pa3a





1 pa3



2 pa3a



} 2 pa3a





triangle



circle



rectangle



heart



square



oval



star




diamond



octagon

Shapes!

Practice tracing the shapes. Then color them all in.



homework

1. Сору 1. Раскрасить и назвать.
2. Вставить пропущенные формы to be

Unit 3 (Fruit for Grandma) (Скажи и раскрась)

Homework 3B

Pick up the... (Подними...)

Put the... (Положи...)


Wash the... (Помой...)

It's tasty. (Это вкусно.)

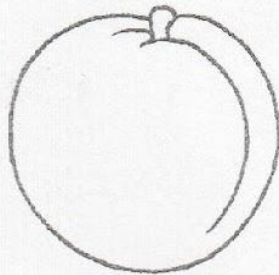
Can I have..? (Можно мне..?)

-Are you hungry? (Ты голоден?)

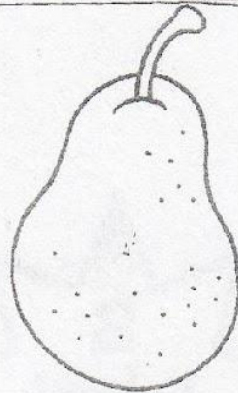
-Yes/No. (Да. Нет.)



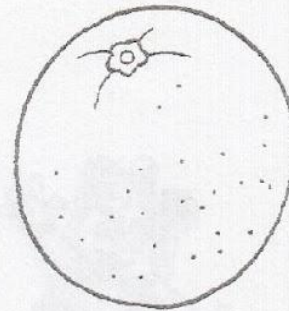
plum



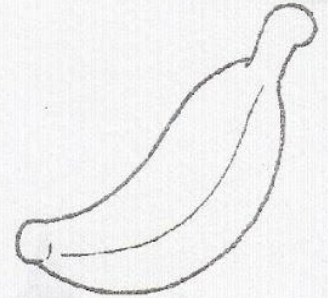
peach




pear




orange




banana




coconut



pineapple



grapes



strawberries

Match and write.



I	
---	--

we	
----	--

you	
-----	--

you	
-----	--

he	
----	--

they	
------	--

she	
-----	--

it	
----	--

