

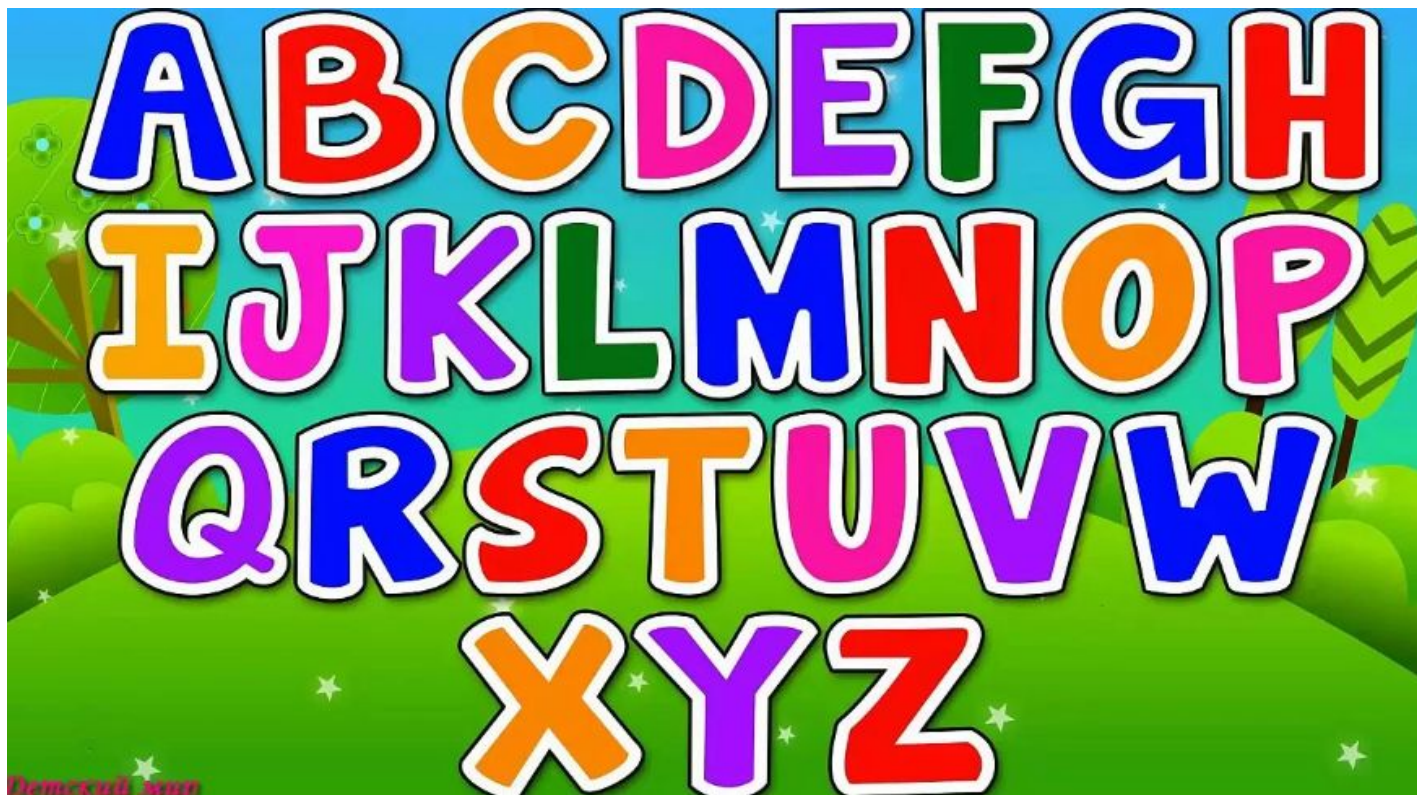
# FOCUS 0

# 0.1 In class

1 CD-1.2 MP3-2 Listen and repeat the alphabet.



A B C D E F G H I J K L M N O P Q R S T U V W X Y Z



- 2 **CD•1.3 MP3•3** Complete the letters for the sounds in the table. Then listen, check and repeat.

/eɪ/	/iː/	/e/	/aɪ/	/uː/	/əʊ/	/ɑː/
A, H	B, C	F, L	I	Q	O	R
J, K	D, E, G, P, T, V	M, N, S, X, Z	Y	U, W		



- 3 **CD•1.4 MP3•4** Listen and circle the word you hear.

- 1 a pin    **b pen**  
 2 **a book**    b back  
 3 a disc    **b desk**



pin



pen



book



back



disk



desk

4 Read the classroom language and translate the verbs in red.



1

**Think** of a sport.  
**Tell** the group your idea.  
**Speak** in English.



2

**Read** the text and **choose** the correct answers.  
**Don't use** a dictionary.



3

**Work** in pairs. **Ask** and **answer** the questions.



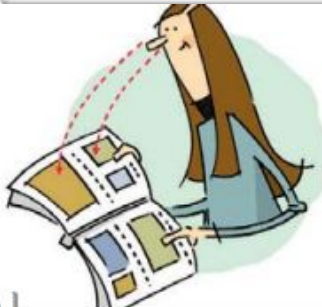
4

**Listen** to the conversation and **complete** the table.



5

**Tick** (✓) / **Underline** the answers.



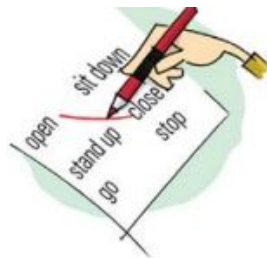
6

**Look** at the photos.  
**Don't look** at the board.



7

**Put** the words in the correct order. Then **write** the answers.



8

**Match** the words with opposite meanings. Then listen, **check** and **repeat**.



думать

рассказывать

говорить

читать

выбирать

использовать

работать

спрашивать

отвечать

слушать

выполнять

ставить галочку

подчеркивать

смотреть на

класть, положить

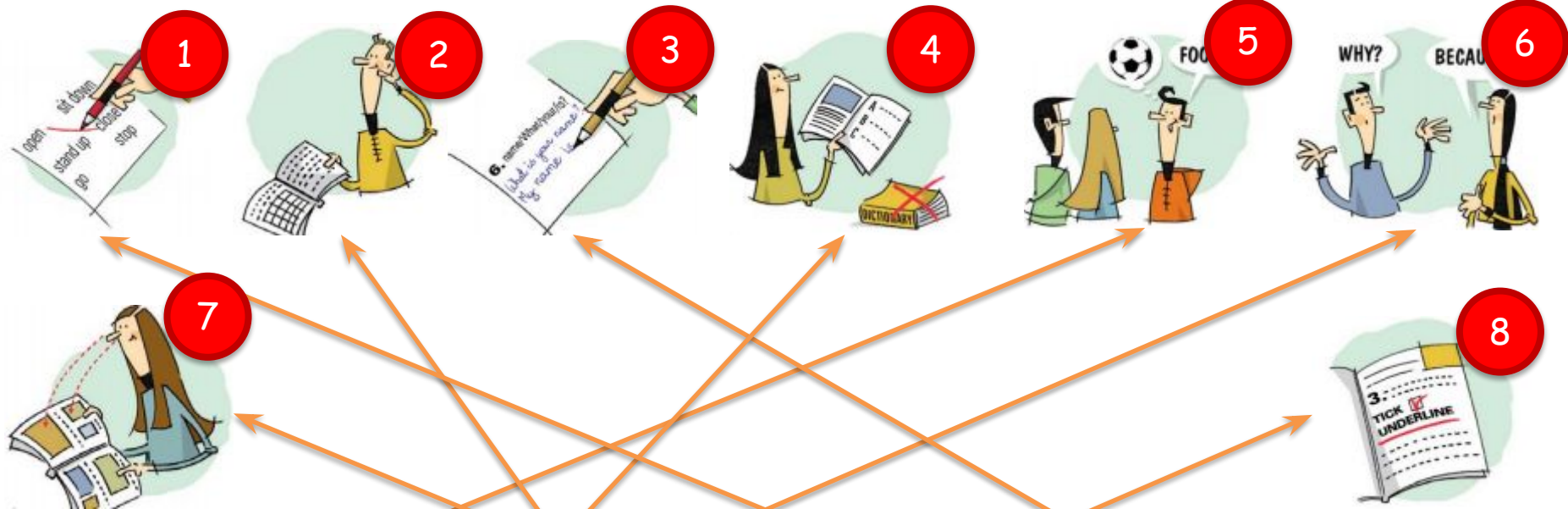
писать

составить пару

проверять

повторять





1  
Think of a sport.  
Tell the group your idea.  
Speak in English.

2  
Read the text and choose  
the correct answers.  
Don't use a dictionary.

3  
Work in pairs. Ask and  
answer the questions.

4  
Listen to the conversation  
and complete the table.

5  
Tick (✓) / Underline the  
answers.

6  
Look at the photos.  
Don't look at the board.

7  
Put the words in the  
correct order. Then write  
the answers.

8  
Match the words with  
opposite meanings. Then  
listen, check and repeat.

- 5 Read **REMEMBER THIS**. Then find more examples of the imperative in Exercise 4.

### REMEMBER THIS

You use the **imperative** to give instructions.

✓ **Use a dictionary.**     ✗ **Don't use a dictionary.**

We use the infinitive or **don't/do not** + infinitive to give instructions or orders:

**Listen** to the teacher.

**Check** the word in the dictionary.

**Don't** look at the text.

**Don't run** in the corridors.

We use **let's** + infinitive to make suggestions:

**Let's talk** about school.

### REMEMBER THIS

You use **let's** to make suggestions.

No, **let's** match the verbs with the photos first.

**Let's** read the text.



- 1 Complete the sentences with the imperative form of the verbs in brackets.

- 1 **Don't work** (not work) in pairs now. **Work** (work) in groups of three. And **speak** (speak) in English, please!
- 2 Please **listen** (listen) to the conversation and **choose** (choose) the correct answers.
- 3 **Do** (do) the exercise together.
- 4 Please **think** (think) of a book, but **don't tell** (not tell) anyone the title.

- 2 Choose the correct answer, A or B.

- 1 You want to go to the cinema with your friend. You say:  
**A Let's go to the cinema!** B Go to the cinema!
- 2 You're in your English class. Your teacher says to you:  
**A Let's speak in English.** B Don't speak in English.
- 3 Your teacher gives you homework. He/She says:  
A Let's do the homework. **B Do your homework**
- 4 You want to do your homework. You and your friend have free time now. You say:  
**A Let's do our homework.** B Do our homework.



6 Write sentences. Use the correct form of the imperative.

- 1 ✓ work in groups of three / ✗ speak in your language
- 2 ✗ use a pen / ✓ use a pencil
- 3 ✓ write in your notebooks / ✗ write in the book
- 4 ✗ talk / ✓ read the text
- 5 ✓ repeat the words / ✗ repeat the sentences

1 Work in groups of three.

- 1 Work in groups of three. Don't speak in your language.
- 2 Don't use a pen. Use a pencil.
- 3 Write in your notebooks. Don't write in the book.
- 4 Don't talk. Read the text.
- 5 Repeat the words. Don't repeat the sentences.

8 Complete the conversations with *let's* and the verbs in the box.

[ ask   do   finish   listen   read   use ]

- 1 A: I don't know this word. Let's ask the teacher.  
B: No, let's use a dictionary.
- 2 A: Let's do Exercise 2 now.  
B: No, let's finish Exercise 1 first.
- 3 A Let's read the conversation.  
B Let's listen to the conversation before we read it. OK?

9 In pairs, take turns to make suggestions.

- A: Let's go to the cinema today.
- B: Let's ...

REMEMBER THIS

You use *let's* to make suggestions.

Let's read the text.

No, **let's** match the verbs with the photos first.





1. Complete the words with the letters a, e, i, o, u.

Open your b\_ \_ ks and r\_ \_ d  
the t\_xt on p\_g\_ ten.

We sp\_ \_k \_ngl\_sh in our  
\_ngl\_sh l\_ss\_ns.

I wr\_t\_ new w\_rds in my n\_t\_b\_ \_k  
and r\_p\_ \_t them at home.

When we w\_rk in p\_ \_rs, I always  
w\_rk with my fr\_ \_nd, David.

Open your **books** and **read**  
the **text** on **page** ten.

We **speak** **English** in our  
**English** lessons.

I **write** new **words** in my **notebook**  
and **repeat** them at home.

When we **work** in **pairs**, I always  
**work** with my **friend**, David.

3 Complete the conversations with the correct imperative forms.

Conversation 1: Sally, Meg and Mrs Peters

S: <sup>0</sup> Don't do (x do) that.

M: What?

S: Don't tick (x tick) the correct answers.

Underline (✓ underline) them.

P: Don't talk (x talk) Sally.

S: It's Meg, Miss. She doesn't know what to do.

P: <sup>4</sup> Ask (✓ ask) me, Meg. <sup>5</sup> Don't ask (x ask) Sally.

M: Sorry, miss.

Conversation 2: Mrs Jefferson, Class and Misha

J: <sup>1</sup> Work (✓ work) in pairs. <sup>2</sup> Think (✓ think) of a country. <sup>3</sup> Don't tell (x tell) your partner the name of the country. Now, your partner can ask you questions but you can only answer 'Yes' or 'No'. <sup>4</sup> Don't say (x say) any other words. OK?

C: Yes, Miss.

M: *Eta strana ...*

J: Misha Don't speak (x speak) Russian. This is an English class.



# 0.2 I'm from ...

## CARDINAL NUMBERS CD-1.5 MP3-5

1 – one	20 – twenty
2 – two	21 – twenty-one
3 – three	22 – twenty-two
4 – four	23 – twenty-three
5 – five	24 – twenty-four
6 – six	25 – twenty-five
7 – seven	26 – twenty-six
8 – eight	27 – twenty-seven
9 – nine	28 – twenty-eight
10 – ten	29 – twenty-nine
11 – eleven	30 – thirty
12 – twelve	40 – forty
13 – thirteen	50 – fifty
14 – fourteen	60 – sixty
15 – fifteen	70 – seventy
16 – sixteen	80 – eighty
17 – seventeen	90 – ninety
18 – eighteen	100 – one/a hundred
19 – nineteen	101 – one/a hundred and one
	1,000 – one/a thousand
	2,000 – two thousand

### 1 Write the numbers.

1 nineteen – 19

2 twenty-one – 21

3 twenty-three – 23

4 thirty-four – 34






Argentinian Australian Brazilian  
 Canadian Chinese Czech French  
 German Greek Hungarian Irish Italian  
 Japanese Mexican Polish Portuguese  
 Russian Scottish Spanish Swedish  
 Swiss Turkish Vietnamese

Country	Nationality
<b>-an; -ian; -n</b>	
Russia	<i>Russian</i>
Germany	<i>German</i>
Australia	<i>Australian</i>
Canada	<i>Canadian</i>
Italy	<i>Italian</i>
Hungary	<i>Hungarian</i>
Brazil	<i>Brazilian</i>
Argentina	<i>Argentinian</i>
Mexico	<i>Mexican</i>

Country	Nationality
<b>-ish</b>	
Scotland	<i>Scottish</i>
Poland	<i>Polish</i>
Spain	<i>Spanish</i>
Sweden	<i>Swedish</i>
Turkey	<i>Turkish</i>
Ireland	<i>Irish</i>

<b>-ese</b>	
China	<i>Chinese</i>
Japan	<i>Japanese</i>
Vietnam	<i>Vietnamese</i>
Portugal	<i>Portuguese</i>
<b>other</b>	
France	<i>French</i>
Greece	<i>Greek</i>
the Czech Republic	<i>Czech</i>
Switzerland	<i>Swiss</i>



**A**

I'm **Andrea**. I'm nineteen years old. I'm Spanish. I'm from Valencia.

Spain

**B**

**Lukas** is twenty-one. He's German. He's from Frankfurt.

Germany

**C**


**Boris** and **Daria** are Russian. They're from St. Petersburg.

Russia

**D**

**Mei** is Chinese. She's twenty-three. She's from Beijing.

China

**E**

**Andrew** isn't a student. He's a teacher. He's Scottish. He's thirty-four years old.

Scotland

3 Read the website. Then match the people in the photos with the countries.

1 Spain 2 Scotland 3 Germany 4 Russia 5 China





## Subject pronouns

Subject pronouns replace nouns:

**He's** seventeen.

Are **you** from London?

'Where are the dictionaries?' '**They're** in the classroom.'

## to be

Affirmative		Negative	
I	'm (am)	I	'm not (am not)
You/We/ They	're (are) Spanish.	You/We/ They	aren't/'re not (are not) Spanish.
He/She/It	's (is)	He/She/It	isn't/'s not (is not)

- 1 Complete the sentences with the words in the box.  
There are two extra words.

[ am   are   he   is   it   she   they ]

- Look at this boy. Is he Portuguese?
- Ruby and Ian are my best friends. They speak Russian.
- This is Carol. She's from Australia.
- Answer my question. It isn't difficult.

Yes/No questions		Short answers	
Am	I		Yes, I <b>am</b> . No, I <b>'m not</b> .
Are	you/we/ they	Spanish?	Yes, you/we/they <b>are</b> . No, you/we/they <b>aren't</b> .
Is	he/she/ it		Yes, he/she/it <b>is</b> . No, he/she/it <b>isn't</b> .
Wh- questions			
	am	I	
Where	are	you/we/they	from?
	is	he/she/it	
	am	I	
How old	are	you/we/they	?
	is	he/she/it	
	am	I	
What nationality	are	you/we/they	?
	is	he/she/it	



- 5 Complete REMEMBER THIS with the short forms. Use the website to help you.

## REMEMBER THIS

### to be

+	I am = <sup>1</sup> <u>I'm</u>	we are = <sup>5</sup> <u>'we're</u>
	you are = <sup>2</sup> <u>you're</u>	you are = you're
	he is = <sup>3</sup> <u>he's</u>	they are = they're
	she is = <sup>4</sup> <u>she's</u>	
	it is = it's	
-	I am not = I'm not	we are not = we aren't
	you are not = you aren't	you are not = you aren't
	he is not = he isn't	they are not = they aren't
	she is not = she isn't	
	it is not = it isn't	
?	Am I ...?	Yes, I am./No, I'm not.
	<sup>6</sup> <u>Are</u> you ...?	Yes, you are./No, you aren't.
	Is he/she/it ...?	Yes, he/she/it is./No, he/she/it isn't.

- 6 Ask and answer in pairs. Use the nationalities in the box.

American   Brazilian   German   Swiss  
Portuguese   Russian   Spanish

What nationality is:

- 1 Penelope Cruz
- 2 Paolo Coelho ? He's Brazilian.
- 3 Cristiano Ronaldo ? He's Portuguese.
- 4 Angela Merkel ? She's German.
- 5 Garry Kasparov ? He's Russian
- 6 Roger Federer ? He's Swiss.
- 7 Dakota and Elle Fanning ? They're American.

A: What nationality is Penelope Cruz?

B: She's Spanish.

- 7 Read REMEMBER THIS. Then ask and answer in pairs.

### REMEMBER THIS

You can say *I'm nineteen years old*  
or *I'm nineteen*.

- 1 How old are you?
- 2 How old is your brother/sister?
- 3 How old is your best friend?
- 4 How old are your parents?



# 1 Write the countries or nationalities.

Hi Emma,  
I'm in Amsterdam. It's great here. I'm with eight other people. Lucia is <sup>0</sup> Brazilian (Brazil), Aslan is <sup>1</sup> Turkish (Turkey), Sebastian is <sup>2</sup> French (France), Elof is from <sup>3</sup> Sweden (Swedish), Thu is <sup>4</sup> Vietnamese (Vietnam), Kostas is from <sup>5</sup> Greece (Greek), Jan is <sup>6</sup> Hungarian (Hungary) and Hiroko is <sup>7</sup> Japanese (Japan). And, of course, I'm <sup>8</sup> Irish (Ireland)!  
We're a really multicultural group.  
More later.  
Caitlin

It's great here.

Of course

A multicultural group





2 Write the numbers in brackets in words.

Attachment: jpeg picture, Mr and Mrs De Jong

Hi Emma,

Thanks for the email. The people here are all from

<sup>0</sup> fifteen (15) to

<sup>1</sup> eighteen (18)

years old. There are three teachers with us. One is a

student teacher. He's twenty-two (22) and the two other teachers are older: Mr Blake is <sup>3</sup> thirty-eight (38) – I think

– and Mrs Kirk is <sup>4</sup> fifty-one (51). She's great! Mr Blake is here with his two children. They are <sup>5</sup> twelve (12)

and <sup>6</sup> five (5). They're nice. Finally, the hotel managers are a man and woman: Mr and Mrs De Jong.

He's <sup>7</sup> seventy-three and she is <sup>8</sup> sixty-nine (69).

They're lovely. They give us food and drink all the time!

See you soon.

Caitlin



3 Use the words to make full conversations. Add any missing words.

1 Sue: Henri and Claudia / French teachers.

<sup>0</sup> Henri and Claudia are French teachers.

Leo: How old / they? <sup>a</sup> How old are they?

Sue: I don't know!

Leo: they / from Paris? <sup>b</sup> Are they from Paris?

Sue: No / not. <sup>c</sup> No, they aren't/are not.

from / Lille. <sup>d</sup> They're/are from Lille.

2 Francesca: Carla and I / from Spain. Carla and I are from Spain.

Simon: Really? you / from Madrid? Are you from Madrid?

Francesca: No / not. <sup>e</sup> No, we aren't.

from / Barcelona. <sup>f</sup> We're/are from Barcelona.

Simon: How old / you? <sup>g</sup> How old are you?

Francesca: I / eighteen and Carla / seventeen.

I'm/am eighteen and Carla is seventeen.