

good morning
friends




Improve your English speaking Advice



Cambridge English Young Learners






Cambridge Young Learners English Tests (YLE)

Information for candidates
and parents










Flyers

Total length = approximately 75 minutes

Skill	Part	Task	Action
Listening 25 minutes	1	Match names outside a picture with the people that are inside a picture.	Draw lines. 
	2	Answer questions about a place, trip, party etc.	Write words and numbers. 
	3	Match people or objects in one set with pictures of objects in another set.	Write letters in boxes. 
	4	Choose the picture with the correct information.	Tick boxes. 
	5	Choose the correct parts of a picture and understand colouring, drawing and writing instructions.	Colour parts of a picture. Draw and write something. 

Reading and Writing

40 minutes

1	Match words with describing sentences.	Copy words. <i>copy copy</i> 
2	Decide if a picture matches sentences about it.	Write yes or no. <i>yes</i> 
3	Choose the correct missing parts of a conversation.	Write a letter. <i>a</i> 
4	Choose correct words to fill gaps in a short story and the correct title for the story.	Copy words and tick a box. <i>copy copy</i>  <input checked="" type="checkbox"/>
5	Find words in a story to complete sentences.	Copy 1, 2, 3 or 4 words. <i>copy copy</i> 
6	Choose the right word to fill gaps in a short text.	Copy words. <i>copy copy</i> 
7	Think of words to complete a diary or message text.	Choose and write words. <i>write</i> 

Speaking

7-9 minutes

1

Find differences between two pictures (objects, colours, numbers, positions, actions etc.).

Say what is different.



2

Ask for and give information about two similar situations.

Ask and answer questions.



3

Talk about pictures that tell a story.

Say sentences.



4

Answer questions about you.


Give short answers.





#115414604





1. **Make the correction of mistakes!**
2. **Grammar: Present simple or Past Simple!**
3. **Exam Task!**

In Part 1,

the examiner makes statements about his/her picture and you have to say if your picture is the same or different. In the test you will be able to see both pictures. You will need to find six differences. □ The whole test lasts for about 8 minutes.

Ask students to tell you the differences. Encourage them to use phrases such as □

1}

1.in this/that picture □ here/there □ there is/isn't

2. Present cont. , Present Simple of the verb to be,
have /has got

3. Prepositions

Find the difference

Examiner's copy

Speaking



Find the difference

Candidate's copy



In Part 2 of the Speaking test,

children need to ask and answer Wh- questions, Yes/No questions and questions with two options (or). For example:

- ☐ What are the children studying?
- ☐ Has Harry's teacher got a car?
- ☐ Is the lesson interesting or boring?

When questions begin with a Wh- question word, they have a falling intonation. However, when they are Yes/No questions, the intonation rises.

Information exchange

Examiner's copy



Mrs Sarah Green

How old	?
Address	?
Job	?
Hobbies	?
Children	?



Mr John Green

How old	52
Address	40 Lake Road
Job	Businessman
Hobbies	Fishing, painting
Children	0

Information exchange



Mrs Sarah Green

How old	45
Address	25 School Road
Job	Doctor
Hobbies	Golf, cinema
Children	3

Candidate's copy



Mr John Green

How old	?
Address	?
Job	?
Hobbies	?
Children	?








PART 3

Use a range of the following structures:

- ☐ ***the present continuous of some action verbs***
- ☐ ***the present simple of the verb to be***
- ☐ ***have got***
- ☐ ***the modals can/can't and must/mustn't***
- ☐ ***expressions to describe simple feelings, e.g. She is unhappy.***

Tell the story

Examiner's and Candidate's copy





New words

The background consists of numerous white rectangular tiles with black text, scattered and overlapping. Some of the visible words include 'rose', 'gift', 'trap', 'bi', 'er', 'a', 'tal', 'pl', 'bl', and 'ol'. The tiles are slightly tilted and have a soft shadow, giving them a three-dimensional appearance.



Speaking

- 6 Look at the Key Words. Find the adjectives in the text.



Key Words: Adjectives

beautiful excellent famous
great historic lovely

Challenges-2 -cards p. 21
Information about:



population



the capital



countryside& wildlife



festivals & celebrations



famous people & national heroes

(+Describe Scotland)




beautiful

excellent



famous

great



historic



lovely



1. Be ready for the dictation p. 21 prep copy!
2. Workbook! P 18-20

