

The 15th of September Classwork Greeting Cards



Вспомните степени сравнения прилагательных и выполните упражнения

1. Kate is (tall) than Ann.
2. His grandfather is (old) than his grandmother.
3. Tom is (strong) in his team.
4. Mary is (good) in our class.
5. The (bad) holiday in my life was last summer.
6. These sweets are (tasty) than those ones.



Compare!

English
Grammar

1. These toys are ____ than those (interesting).
2. These trousers are ____ than those (narrow).
3. This suit is ____ than that jacket (modern).
4. His bike is ____ than her (new).
5. Tom is a ____ pupil than John (good).
6. This picture is ____ than that picture (bright).
7. This animal is ____ than that one (dangerous).
8. This wolf is ____ (strong) ____ than that one.



Read the holidays and occasions

Прочитайте названия праздников

- New Year's Day
- Christmas
- Motherland Defender's Day
- Women's Day
- Easter
- May Day
- Victory Day
- Independence Day
- Day of Knowledge
- Teacher's Day
- St. Valentine's Day
- Birthday
- New Baby
- Wedding
- Graduation
- Housewarming
- Religious Ceremony

Revise the rules

запишите таблицу в тетрадь

Occasions	Greetings
Seasonal celebrations	Happy/ Merry ...!
Birthday	Happy ...! Many happy returns of the day!
Party, holiday, travelling	Have a good holiday/time/journey!
Exams	Good luck! All the Best!
Progress	Congratulations!
Illness	I hope you feel better soon!
С праздником!	Best wishes for ...!

просмотрите

Name the holiday and greet on its occasion



**New Year –
Happy New Year!**



**Christmas –
Happy/Merry Christmas!**

Name the holiday and greet on its occasion



**Birthday –
Happy Birthday!**



**Motherland Defender's Day –
Best Wishes for Motherland
Defender's Day!**

Name the holiday and greet on its occasion



**Housewarming
-Congratulations!**




**St. Valentine's Day –
Happy St. Valentine's Day!**

Name the holiday and greet on its occasion



**New baby –
Congratulations!**



**Women's Day –
Best wishes for Women's Day!**

Name the holiday and greet on its occasion



**Victory Day –
Best Wishes for Victory
Day!**



**May Day –
Best Wishes for May Day!**

Name the holiday and greet on its occasion



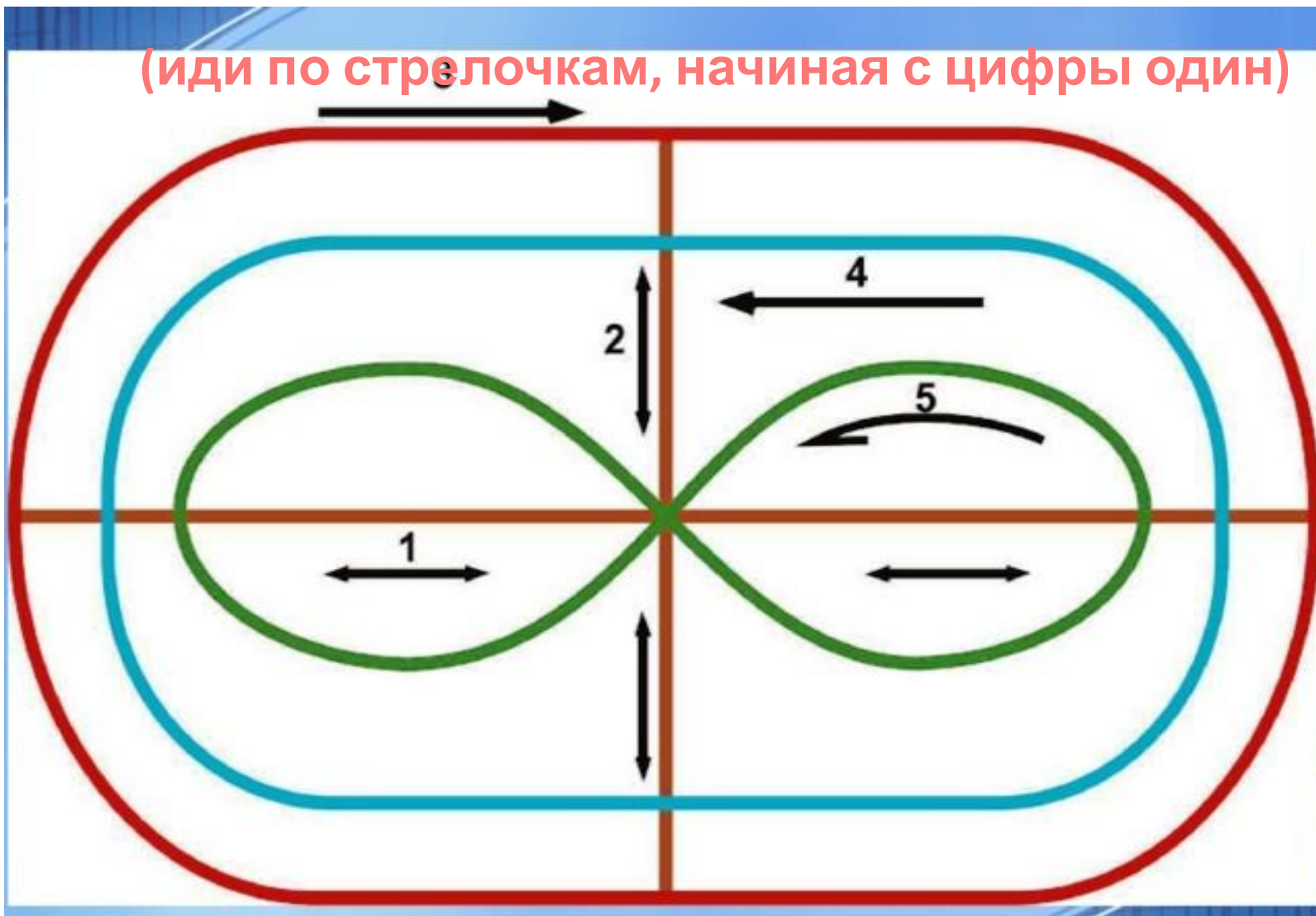
**Day of Knowledge –
Best Wishes for Day of
Knowledge!**



**Wedding Day –
Congratulations!**

Зарядка для глаз

(иди по стрелочкам, начиная с цифры один)

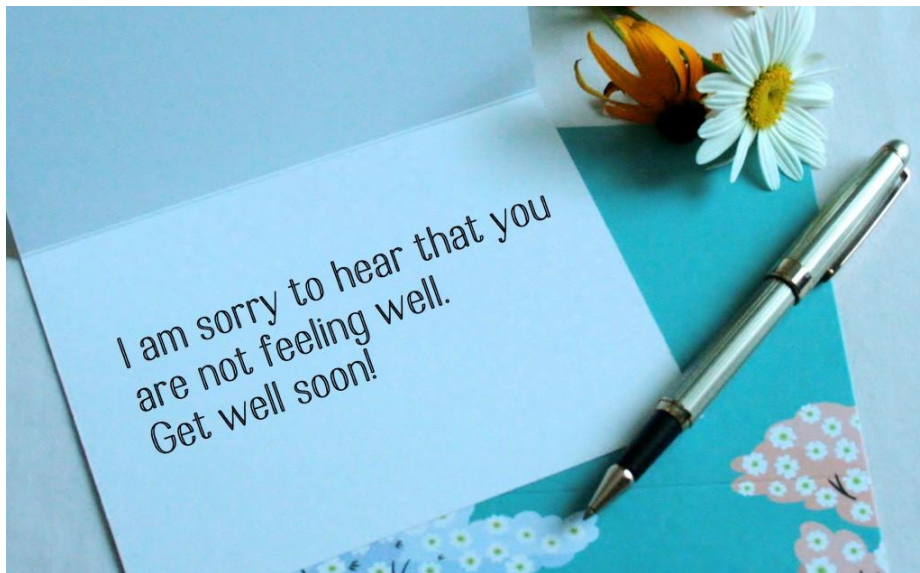


Choose the definition

Перепишите теорию в тетрадь

стр 18 упр 1

- Greeting cards are types of ...
- good pictures
- easy words
- small descriptions
- short messages
- funny sentences



Why do we use them?

express
sympathy

congratulate
people

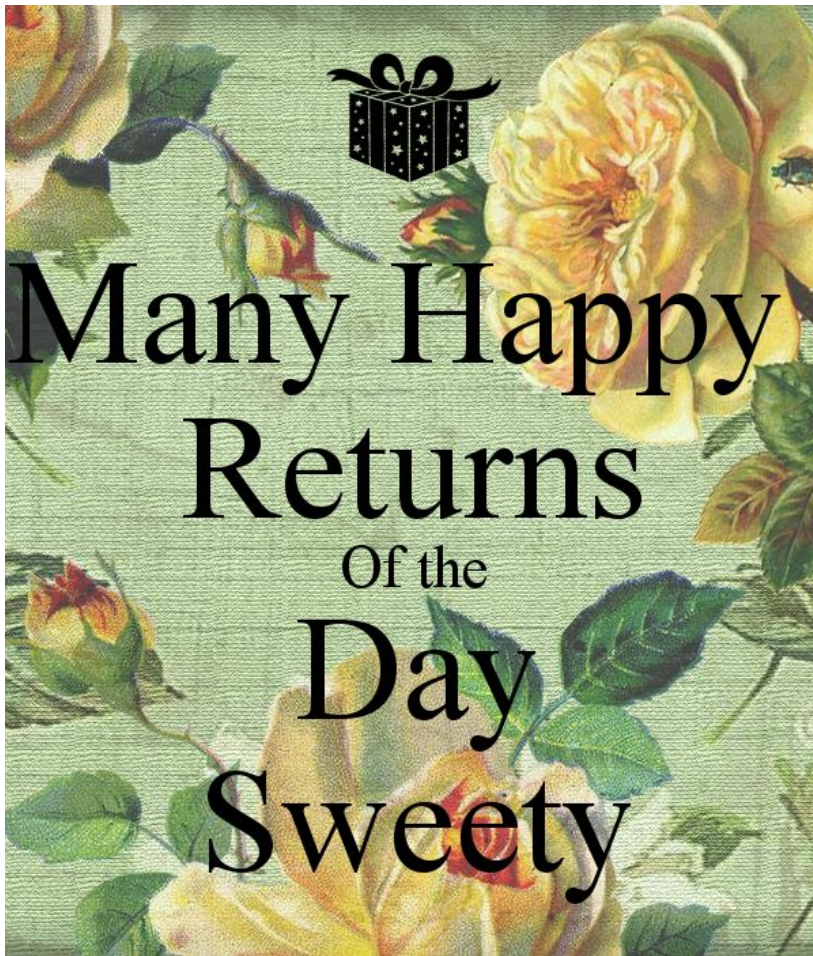
We use them to

wish them
good luck

wish them
happy
birthday

cheer up
people

Guess the occasion



**Someone's
birthday**

Guess the occasion угадайте



**Someone is
leaving
university**

Guess the occasion




**A new baby
was born**

Guess the occasion



Party

Guess the occasion



Wedding Day

Guess the occasion



Someone is ill

Guess the occasion



Housewarming

Work in pairs ex.2 p.18

- Match the greeting cards to the situations
- Check your answers

1 –	e
2 –	h
3 –	b
4 –	c
5 –	f
6 –	d
7 –	a
8 –	g



Read the message and answer the questions

Dear Helen,

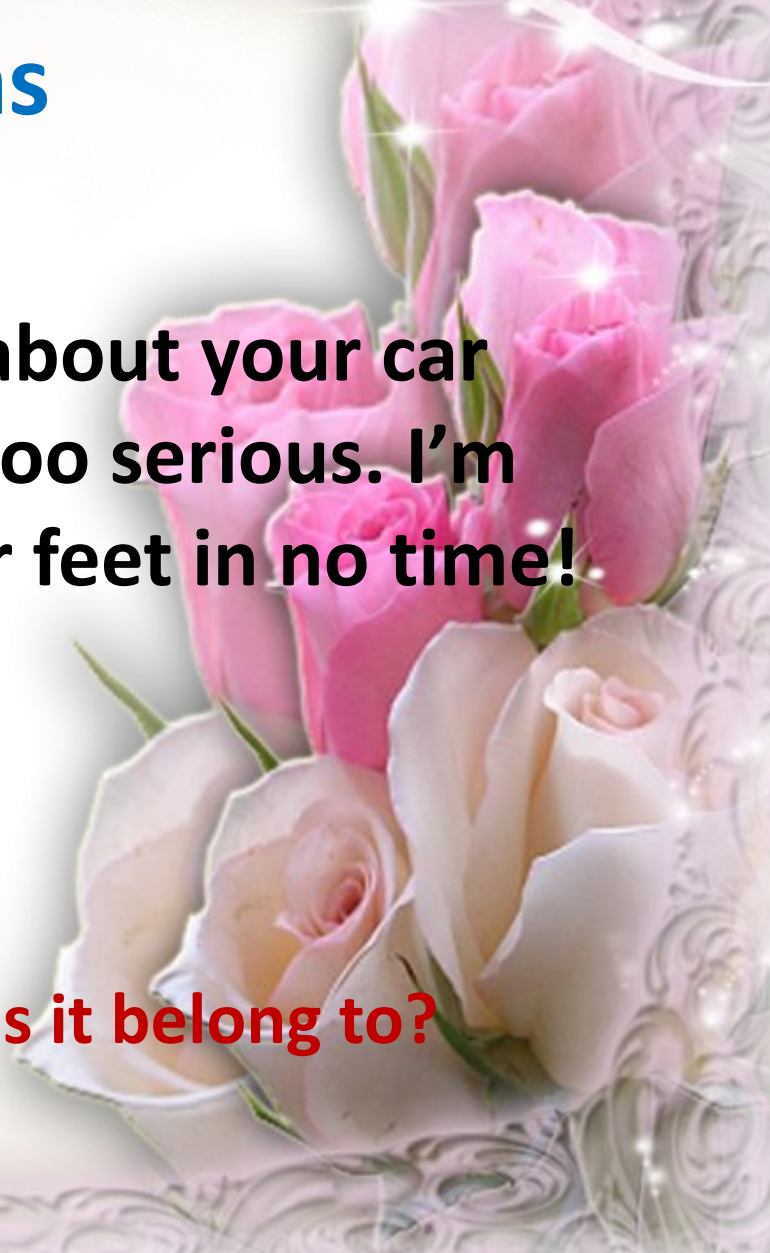
How are you? I just heard about your car accident. I hope it wasn't too serious. I'm sure you'll be back on your feet in no time!

Hugs and kisses,

Janet

Which card from ex .2 p.18 does it belong to?

Why did Janet write it?



Перепишите в тетрадь

Informal style

- Short opening and closing remarks
(Hi Sue, See you
Tom)
- Abbreviations (I'm)
- Colloquial phrasal verbs, idioms, everyday language
(What's up? Well done!)
- Imperative (Do come! Give me a ring!)
- Informal linkers (and, so)

Find examples in ex.3 p.18

Work in pairs

- Read the cards! Ex. 5 p.19
- Why have the people written them?
- Find examples of informal style. Compare with your partner.

Change the email to a short greeting card

Измените текст сообщения, чтоб

получилась открытка

The image shows a screenshot of an email client window titled "Send message". The window has a standard Windows-style title bar with minimize, maximize, and close buttons. Below the title bar, there are two input fields: "Кому" (To) and "Тема" (Subject). The main body of the window is a large text area containing the following text:

Dear Matthew,
I would like to wish you Happy Birthday and I would like to thank you for inviting me to your party next week. I will definitely be there and I look forward to seeing you and your family.
Yours,
Paul

At the bottom right of the window, there is a "Send" button.

Check yourself

Hi Matthew,

Happy Birthday! Thanks for inviting me to your party next week. **I'll** definitely be there.
Can't wait to see you and your family.

See you,

Paul



Your homework

**Напишите свою
собственную
открытку**