



**V-Learn**家庭双语工程

Level 0a Unit 1

Hello



# V-Learn家庭双语工程

## Level OA Unit 1 Hello

V-Learn父母学院·小西妈双语工程·主题课程



# Kinderpower teaching aids

① Small book



② Big book



③ Headwear



④ Finger puppets



Warm up: How many letters do you know?



# Part 1 Songs

## Hello

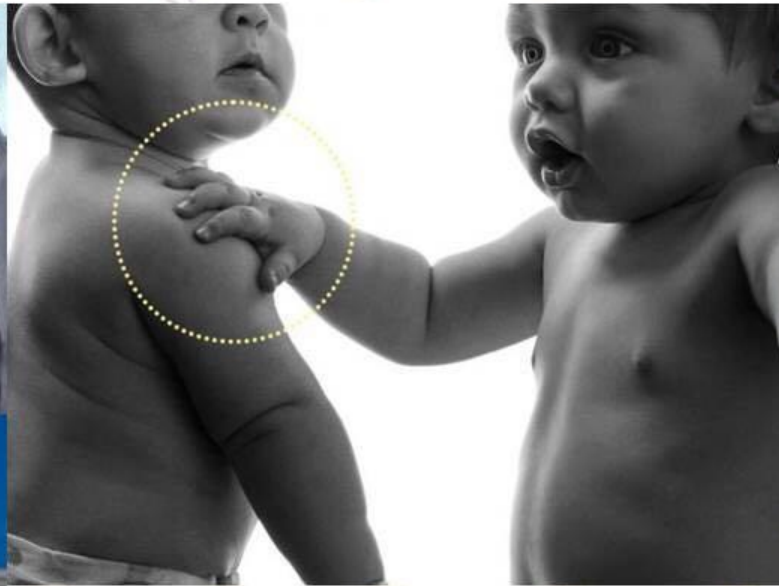
Hello,hello  
Hello,hello  
Hello bunny,hello bear  
Hello bunny, hello bear



Bunny: a rabbit, especially a small or young one.



**Hello**: used to express a greeting, answer a phone call, or to attract attention.



## Daily conversations: What else can you say?

- Hello!
- Hi!
- Good morning!
- Good afternoon!
- Good evening!
- I am Sara, what is your name?
  - Who are you?
  - How are you?
    - I am good!
  - What is this?
    - It is a bear.
- Nice to meet you!
  - Good night!
  - Good bye!
- See you tomorrow.



Situation 1:

Sara: Good morning, Amy!

Amy: Good morning, Sara!

Sara: Amy, it is time to say good bye to your mommy!

Amy: Good bye mom!

Mom: Good bye Amy, see you later!



Situation 2:

Amy: Hello, I am Amy, What is your name?

Lily: Hello, I am Lily.



Situation 3:

Amy: Hi, Lily, what is this?

Lily: This is my bear.

Amy: It is so cute!

Lily: Thank you Amy.





# What do they look like?

What's the difference between the bear and the bunny?



The bunny has two long ears.  
The bear has two small and round ears

The bunny has a small head.  
The bear has a big head.

The bunny likes to eat carrot and vegetables.  
The bear likes to eat honey and fish.



# Comparison: the act of comparing




Say hello to the bunnies and the bears.  
Big or small? Which one is big? Which one is small?  
Let's count 1,2,3.  
Singular and plural? bear or bears? Bunny or bunnies?

Repeat:

Hello, bunny, bear, big, small, carrot, vegetables, honey and fish



# Part 2 Cartoon Time



# Retell this story



V-Learn  
万 科 教 育



Look at these pictures to help you retell the story



# Part 3 Game time



- ◆ Clap your hands: Show me your hands, **hands!** Can you do this? Clap say clap, **clap**. Yes, very good, now, a little bit faster. Can you say clap? **Clap clap!**
- ◆ Stomp hop and turn around: **Let's sing the song and stomp!**



- ◆ Wave your arms: Hello Amy, I am here, can you wave your arm and say hello to me? Say Hello mommy! **Hello mommy!**

- ◆ Bunny and bear: I am a bunny, look, I can hop hop hop. Can you hop like a bunny? I am a bunny, I can hop. I am a bear, I can wave my hands. Come on, let's dance together.
- ◆ Choose roles: Good job, so this time I will be the bunny, and you will be the bear, OK? Which animal do you want to be? Do you want to be a bunny or a bear? I want to be a bear/bunny. Bunny/bear.
- ◆ Mommy and baby: Say hello to me, say hello mommy, hello mommy. Say hello to daddy, hello daddy!
- ◆ Go out and play: I can see some flowers, hello flowers! I can see Mr.Sun, hello Sun! I can see some clouds, hello clouds!



- ◆ Knock Knock: Take a box, and draw some doors and windows on it. Or hide behind a table. One of you can be the bunny, and the other can be the bear. Bear is going to knock the door and play with bunny. **Knock knock. Who is there? I am bear, come and play with me! Ok, I am coming!**
- ◆ Make a choo choo train: Put many stools or chairs in a circle, and let kid sit on a scooter or a skateboard. Move the scooter or skateboard and say hello to everyone. **Hello bunny, hello tiger, hello monkey!**
- ◆ Hide them anywhere and find toys: Now cover your eyes, I will hide toys in this room, and you can find them~ If you find a dog, you need to say hello to the dog. **Hello dog!**
- ◆ In the end, say goodbye to all the animals and put them back: Find all animal toys and put them together, we have a toy box, so put the toys back to in their place. First, put the dog back, say good bye dog~ **Good bye dog! See you next time!**



# Part 4 Supplementary



Here are some other animals, let's say hello to them.



Cat



Monkey



Dog



Tiger



Pig



Giraffe



Elephant




## Cat

Meow, **hello**, I am a **cat**. A baby cat is called a **kitten**. I like to eat **fish**.

Do you like to eat **fish**?





Monkey

Hello, I am a monkey. I like to eat bananas.

Do you like to eat bananas?

V-Learn  
万 科 教 育





Dog



Hello, I am a **dog**. A baby dog is called a **puppy**.  
I like to eat **bones**.  
Do you like to eat bones?






## Tiger

Hello, I am a **tiger**, I like to eat animals. I am a dangerous animal. So do not come close to me.

Do you like to eat animals ?





## Pig

Hello, I am a **pig**. A baby pig is called a **piglet**. I like to eat **grains**, such as corn, wheat and rice.

Do you like to eat **grains**?





## Giraffe

Hello, I am a giraffe. I like to eat leaves.

Do you like to eat leaves?





## Elephant

Hello, I am an **elephant**. I like to eat **leaves** and **fruit**.

Do you like to eat **leaves and fruit**?





Part 1:

Hello (clap clap), Hello (clap clap)

Hello (clap clap), Hello (clap clap)

Hello kitten, hello monkey

Hello kitten, hello monkey

Part 2:

Hello (clap clap), Hello (clap clap)

Hello (clap clap), Hello (clap clap)

Hello puppy, hello tiger

Hello puppy, hello tiger

Part 3:

Hello (clap clap), Hello (clap clap)

Hello (clap clap), Hello (clap clap)

Hello piglet, hello giraffe

Hello piglet, hello giraffe

Part 4:

Hello (clap clap), Hello (clap clap)

Hello (clap clap), Hello (clap clap)

Hello kitten, hello monkey

Hello puppy, hello tiger



# Part 4 Word Bank

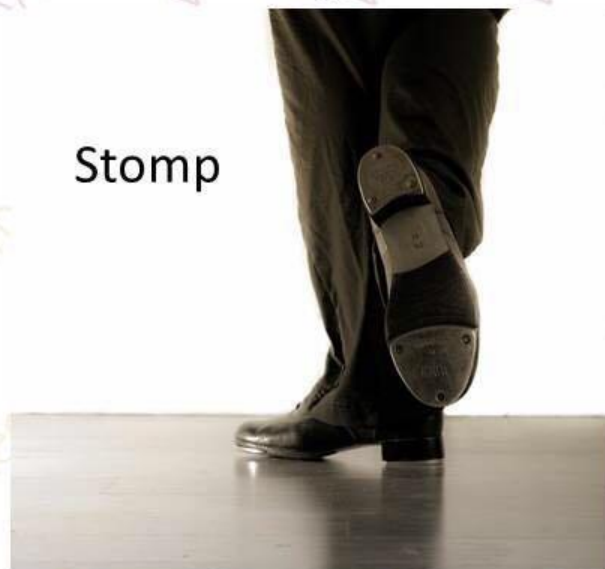
Different ways to chant the beat



①



②





## Different ways to chant the beat

③



Wiggle

④



Shake

# Different ways to chant the beat

⑤



Hug

⑥



Kiss





Hello (stomp stomp), Hello (stomp stomp)  
Hello (stomp stomp), Hello (stomp stomp)  
Hello bunny, hello bear  
Hello bunny, hello bear

Hello (wiggle wiggle), Hello (wiggle wiggle)  
Hello (wiggle wiggle), Hello (wiggle wiggle)  
Hello bunny, hello bear  
Hello bunny, hello bear

Hello (shake shake), Hello (shake shake)  
Hello (shake shake), Hello (shake shake)  
Hello bunny, hello bear  
Hello bunny, hello bear

Hello (Hug hug), Hello (hug hug)  
Hello (hug hug), Hello (hug hug)  
Hello bunny, hello bear  
Hello bunny, hello bear

Hello (kiss kiss), Hello (kiss kiss)  
Hello (kiss kiss), Hello (kiss kiss)  
Hello bunny, hello bear  
Hello bunny, hello bear



# Part 5 Learning Center

Let's look at big book



Put your finger on the cover

**Kinderpower 0a**


I can see an elephant making Bubbles.

**Elephant, bubbles.**



### Unit 1 Hello

Hello 这个词对孩子来说并不陌生，这是最简单的日常礼貌用语之一。在幼儿园和日常生活中，都能广泛运用。孩子刚刚开始接触英语，可以从简单的日常用语开始去认识更多的朋友！比如，小伙伴一个叫Bunny（小兔），一个叫Bear（小熊）。请老师也给自己和孩子起一个英文名字来互相问候吧！



"Hello" is a easy word for little kids. We use it to express a greeting, an answer a phone call, or to attract attention. We usually say this word in kindergarten and our daily lives.

In this song, we can see a bunny and a bear. If you do not have an English name just yet, let's choose one now, and then you can say hello to anyone~

Look at the title, Unit 1 Hello  
Can you see a bear? Would you like to show me where is it? How many flowers do you see?





Follow me, **Hello bunny,**  
**hello bear.**

Where is bunny? And  
where is bear? Show me  
please. Look at bunny's  
teeth. Can you show me  
your cute little teeth?

**I want to be the bear,**  
**hello bunny, I am bear.**

Can you see hello to me?

**I want to be the bunny,**  
**hello bear, I am bunny,**  
let's sing a song.

**Hello, hello, hello, hello.**  
**Hello bunny, hello bear,**  
**hello bunny hello bear.**





# Part 6 Small book



Cover and title page

Can you use your little finger to point Hello?

What animals can you see? **I can see a bunny and a bear.** Can you

see a bunny? **Yes!** Where is it? **Bunny is here!**

What food do you see? **Carrots!** How many carrots?





Look, bear wakes up. Bear says hello to the little bird.

Hello bird. Hello bear.  
Hello.

Can you see a bunny in this picture?  
Point at: Bear, bunny and bird.

Bear is walking outside, he says hello to Mr. Sun.  
Mr. Sun says hello to bear.  
Hello.

Point at: Trees, Sun, Bear.





Hello,

V-Learn  
万 科 教 育

Bear says **hello** to **flower**.  
Flower says **hello** to **bear**.  
**Hello.**

Point at: **Bear, flower**

Bear is diving under water,  
bear says **hello** to **the fish**  
**and the clam**.  
The fish and the clam say  
**hello** to **bear**.  
**Hello.**



hello.





Hello, Bunny.

6

Bear and bunny are happy.  
Are you happy? Show me you  
happy face~

Hello, bear.

Point at: Bear, bunny, Carrot.



Bear says hello to bunny.  
Bunny says hello to bear.  
Hello, Bunny.

Bunny says, Can you help me pull  
this big carrot?


Bear: Yes, I would like to help you.

Point at: Bear, bunny, Carrot.



Hello, Bear.

7



Bear and bunny see a giraffe.  
Bunny says **hello** to **giraffe**.  
Bear says **hello** to **giraffe**.  
Giraffe says, **hello bunny, hello bear**.

Point at: **Bear, bunny, giraffe, flowers**.

Wow, look at the five little moles  
Let's say hello to them!

**Hello Moles!**  
**Hello bunny, hello bear.**



# Part 7 Hand & Craft

Let's Make bunny and bear



You will need:

- White paper ( To make two pink ears)
- Scissor ( To make the eyes, must helped by parents.)
- Colored pens ( For ears, nose and mouth).
- A paper plate or watercolor paper.
- Double tape.
- Some sticks for bunny's whiskers.
- A little bit red super light clay.

## Steps:

1. Take a paper plate and put it on kid's face. Use the colored pen to mark the position of the eyes.
2. Cut out the eyes on the plate.
3. Use red clay to make bunny's nose.
4. Cut six sticks (I call it shake shake stick)
5. Use Double tape to stick the whiskers on the plate.
6. Color two ears and stick them behind plate.
7. Draw a mouth and do not forget bunny's teeth.

# Hand & Craft

Let's Make bunny and bear



You will need:

A paper plate or watercolor paper.

Double tape.

Some cotton for bear's face.

Some black cloth, and some white cloth.

## Steps:

1. Use double tape to stick some cotton on the plate.
2. Cut two white circles from the cloth for the bears ears.
3. Cut two round black circles from the cloth for the bears eyes.
4. Cut one bigger black circle from cloth for the bears nose.



# Part 8 Story Time

Today we are going to read these three books:

