

Hello!




Great Fine Okay Tired

Easy Homework Check



3 Complete the description of Fiona's family.



Hi. My name's Fiona and I'm

¹ fourteen. Angela is my

² _____ and she's

³ _____. My ⁴ _____,

James, is sixty-three. My mother and

⁵ _____ are called Rachel and

Joe. Mum is ⁶ _____ and Dad

is forty. My ⁷ _____ is called

Chris and he's ⁸ _____. My

aunt, Claire, and my ⁹ _____,

Tim, are great. My ¹⁰ _____

is called Daniel and he's

¹¹ _____.

Complete the worksheet using the correct possessive pronouns.

1) This pen is _____ that ruler is _____.

a) ~~his~~ b) hers c) yours d) mine

2) Is this shirt _____? Yes it is _____.

a) ~~his~~ b) hers c) yours d) mine

3) The skirt is _____ and the jeans are _____.

a) ~~his~~ b) hers c) yours d) mine

4) _____ car is a Ferrari. _____ ~~car~~ is a Porsche.

a) ~~his~~ b) hers c) yours d) mine

5) Is this _____ computer? No, it is _____.

a) ~~his~~ b) hers c) yours d) mine

6) The football is _____ but the Tennis racquet is _____.

a) ~~his~~ b) hers c) yours d) mine

7) _____ sandwich looks tasty but _____ looks delicious too.

a) ~~his~~ b) hers c) yours d) mine

Name _____ date : __/__/__

Possessive Case



A- Whose things are these? Follow the model.

Bicycle / Neal

It's Neal's bike.

1. Computer / Robert

2. House / Mr. and Mrs. Ford

3. Skates / boys

4. Chairs/ classroom

5. Guitars / musicians

6. Photos / Kate and Sally

7. Handbags / women

8. Weather forecast / yesterday

B- Form sentences using the possessive case

1. Sam / new clothes / be / these / .

2. Anorak / Leo / this / be/.

3. Those / my brother / be / glasses / .

4. Belt / that / be / Linda /.

5. This / computer / be / Mr. and Mrs. Brown/.

6. Bikes / the boys / be / these / .

7. Paul / car / be / this / Mary /and / .



Great Job

The text "Great Job" is rendered in a bold, white, sans-serif font with a slight 3D effect. It is centered and surrounded by a vibrant, chaotic splash of paint in various colors including red, yellow, blue, green, and white. The paint splashes are dynamic and energetic, creating a celebratory and positive atmosphere.

C Your Classroom

Warm-up

1 Work in pairs. Look at the Key Words. Match them with the objects (1–21).

A *What's number one in English?*

B *Poster.*

Key Words: Classroom Objects

bag bin board book bookshelf
CD player chair computer cupboard
desk dictionary door DVD player
pen pencil plant poster ruler
wall watch window



13. Äîðîæêà 13.mp3



STOP!


Grammar Time

PLURAL RULE ONE

Most words add 's' to make the plural



one apple



two apples

desk → desks

name → names

town → towns

card → cards

teacher → teachers

park → parks

month → months

truck → trucks

Try these ...

pencil →

book →

tree →

cup →

pad →

plant →

Rules

To make the **plural** we usually add **-s** to the noun.

book → books

pen → pens

Nouns ending in **-s**, **-sh**, **-ch**, **-x** and some nouns ending in **-o** → **es**.

class → classes

box → boxes

watch → watches

tomato → tomatoes

Nouns ending in consonant + **y** → **ies**.

country → countries

baby → babies

But


vowel + **y** → **s**

boy → boys

Most nouns ending in **-f** or **-fe** → **ves**.

knife → knives

leaf → leaves



2 Complete the Word Builder with plurals.

Word Builder

Singular	Plural	Spelling rule
book	<i>books</i>	add -s
chair		
cupboard		
desk		
class	<i>classes</i>	add -es
watch		
dictionary		change -y to -ies
bookshelf		change -f to -ves
wife	<i>wives</i>	
person	<i>people</i>	irregular
man	<i>men</i>	
woman	<i>women</i>	
child		

5 What's in *your* classroom? Write a list.

1 computer, 15 desks, 4 posters

6 Game Work in pairs. Play this memory game.

A *four books*

B *four books and five DVD players*

A *four books and five DVD players and ten chairs*





Homework



1. Project “My classroom”
2. Make exercises

Plural nouns

 Directions: Write the plural form of each noun.

1. table	<hr/>
2. couch	<hr/>
3. hobby	<hr/>
4. penny	<hr/>
5. chair	<hr/>
6. glass	<hr/>
7. fox	<hr/>
8. balloon	<hr/>
9. wish	<hr/>
10. beauty	<hr/>

