

# Disclaimer

The content of the presentation(s) is strictly confidential.

All rights to the materials featured in the presentation(s) are owned by, or licensed for use by Helen Doron Limited and are protected by copyright laws, international treaty provisions and other applicable laws.

You may not copy, reproduce, republish, download, post, broadcast, transmit, make available to others, or otherwise use the content or the presentation itself in any way. You also agree not to adapt, alter or create a derivative work from any of the presentation content.

Any violation of this disclaimer would result in legal procedures.




# Episode 3 – Lesson Plan 2A

## Little Miss Mabel








# Humpty Dumpty Song




























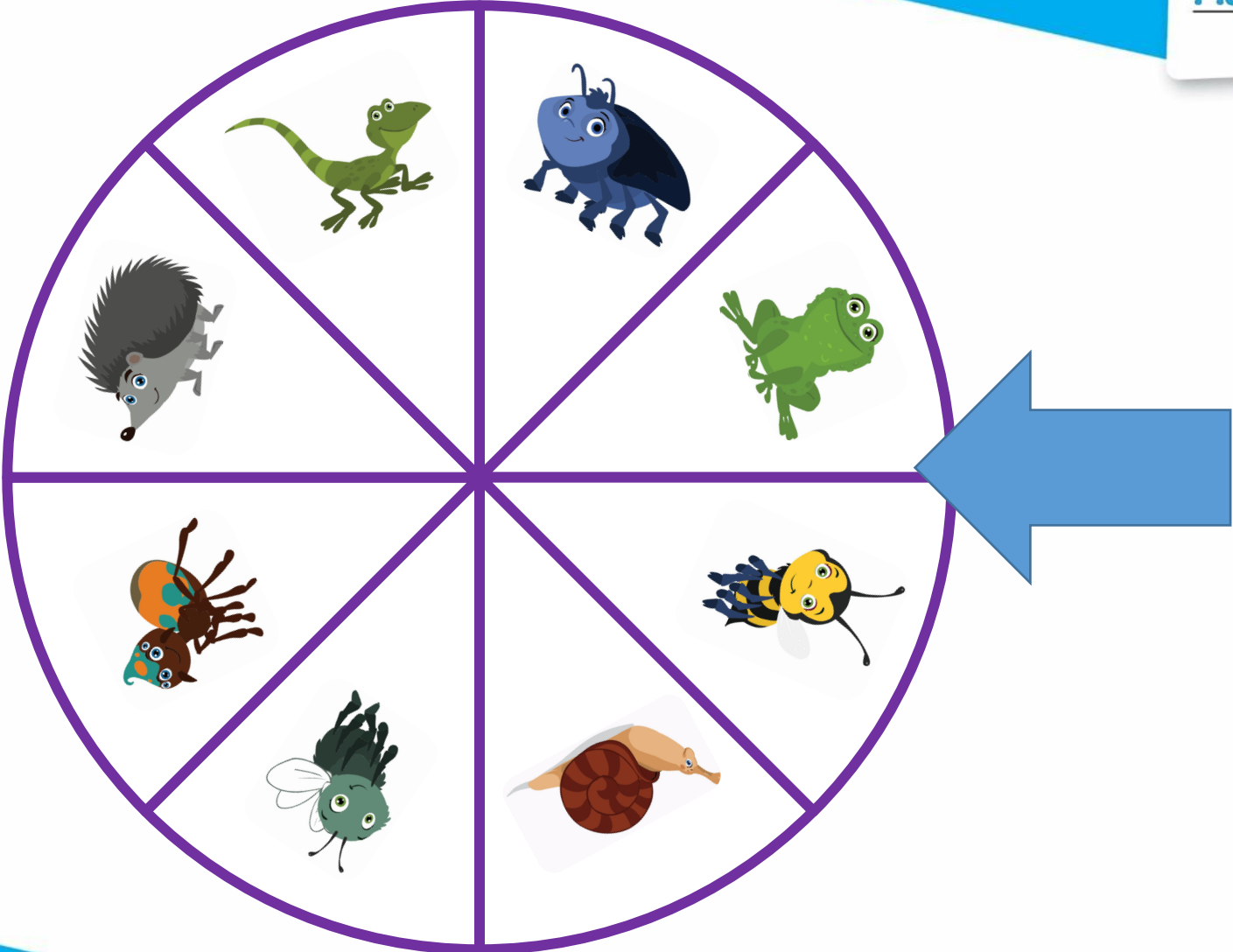












# Slimy Snail Song









# Yes No Why Song




























# Goodbye Song





## Activity Book Homework

Do Activity Book 1 page 25 - matching. Start from the picture of soup on the left. Ask: Is the soup hot or cold? Elicit: It's hot! Say: Look at the pictures on the right, can you see something cold? Elicit: Yes, ice! Say: Match the opposites: hot with cold. Help the children match all the other opposites too - happy-sad, curly-straight, asleep-awake, high-low, fast-slow, big-little.

Do Activity Book 1 page 28 – stickers. Go over the vocabulary on the stickers first: ice, lemon sorbet, cherry sorbet, cake, two tomatoes on a plate, one avocado on a plate, a bunch of grapes in a bowl, juice in a jug. Then show two parts of the fridge and explain that in the top part it is cold and in the bottom - colder (very cold). The bottom part is called a **freezer**. Then point at the sticker of the ice and ask: ***Where do we put the ice? Up or down? In the fridge or in the freezer?*** Once the child decides correctly, say: ***Yes, we put the ice down, in the freezer.*** Let the child stick their stickers in the correct places, saying: ***The lemon sorbet goes down, in the freezer. The grapes go up, in the fridge.*** etc.

