

“

# School. School objects.

”

(Школа. Школьные принадлежности)

*Учитель: Сафиуллина Регина Хакимьяновна*

[a:] **Art**, class, pencil sharpener

[ju:] computer, student, **Music**, **Tuesday**

[θ] **Mathematics**, **Thursday**, **thirteen**

[ʌ] subject, **Monday**, **Sunday**

[æ] language, **atlas**, **Saturday**

[ʃ] **English**, pencil **sharpener**

[ʃn] **Information Technology**, **Physical Education**, **Russian**

[dʒ] **Geography**, **Information Technology**,  
subject

[tʃə] **Literature**, **picture**

# Mathematics



# Russian



# English



# History



# Science



# Art



# Literature



# Music




# Geography



# Physical Education



# Information technology



-What is your  
favourite subject?

(любимый)

-*My favourite subject is ...*

- What is it?
- *It's a / an ...*
- What colour is it?
- *It's ... (blue..)*



e.g. notebok



1. \_ \_ ack \_ oar \_



2. s \_ \_ \_ l b \_ \_



3. \_ u \_ e \_



5. \_ e \_



6. \_ r \_ \_ er



a notebook / a blackboard / a school bag



a ruler


a pen

an eraser

Do the crossword. What's the hidden word?



1



2

2

3



4

4



3

5



5

6



6

7




7



9

8



8

9

- 1) sleep
- 2) pencil
- 3) chair
- 4) notebook
- 5) blackboard
- 6) ruler
- 7) book
- 8) eraser
- 9) Sing

***SCHOOLBAG***

**-Have you got a/an ...?**

**-Yes, I have / No, I haven't**

	Yes	No
a pen		
a pencil		
a book		
an eraser		
a pencil sharpener		
a ruler		
an atlas		

**He / she has got ...**

# DAYS OF THE WEEK



	<u>Monday</u>	<u>Tuesday</u>	<u>Wednesday</u>	<u>Thursday</u>	<u>Friday</u>
1	Maths	Literature	Music	Maths	German
2	English	German	Russian	Russian	Bashkir
3	Art	Science	History	Literature	Russian
4	Biology	English	PE	PE	Literature
5	History	Maths	Maths	Technology	Geography
6	Russian	Russian	Maths	German	
7	German				

We have \_\_\_\_\_ on Monday.  
on ....

Я - твой друг, Дракон to be.  
На меня ты посмотри!  
И запомни без проблем:  
Вместе с I я буду am  
He, she, it скатились вниз.  
Там их встретит братец is  
Завязалась чехарда -  
We, you, they догнали are!



*Dear Wendy,*

*Hi! How \_\_\_\_\_ you? I \_\_\_\_\_ fine. I \_\_\_\_\_ at my new school! It \_\_\_\_\_ great but it \_\_\_\_\_ not very big. I like my classmates. They \_\_\_\_\_ so friendly! But my best friend \_\_\_\_\_ Betty. She \_\_\_\_\_ very nice. We \_\_\_\_\_ both eleven years old.*

*I \_\_\_\_\_ in class 5B. We have Maths, History and Geography lessons at school, but my favourite subject \_\_\_\_\_ Maths. It \_\_\_\_\_ not difficult for me. My Maths teacher's name \_\_\_\_\_ Mr Jones. He \_\_\_\_\_ my favourite teacher! What about your school this year?*

*Love, Ann*

*Dear Wendy,*

*Hi! How **are** you? I **am** fine. I **am** at my new school! It **is** great but it **is** not very big. I like my classmates. They **are** so friendly! But my best friend **is** Betty. She **is** very nice. We **are** both eleven years old.*

*I **am** in class 5B. We have Maths, History and Geography lessons at school, but my favourite subject **is** Maths. It **is** not difficult for me. My Maths teacher's name **is** Mr Jones. He **is** my favourite teacher! What about your school this year?*

*Love, Ann*

Name.....

Age.....

what class she is in.....

Her favourite school subject.....

Her favourite teacher.....

Her best friend.....

# Homework

Your name.....

Your age.....

Name of your school.....

what class you are in.....




Your favourite school subject.....

School subject you don't like.....

Your favourite teacher.....

Your best friend.....

# Рефлексия

I can				
Tell about my favourite subject	Рассказать о своем любимом предмете			
Tell about my timetable	Рассказать о своем расписании			
Tell what I have got in my schoolbag	Рассказать, что у меня есть в портфеле			
Tell the colours	Называть цвета			
Use the forms of the verb “to be” correctly	Правильно использовать формы глагола “to be”			

The background of the slide is white with abstract pink geometric shapes on the left and right sides. These shapes include overlapping triangles and polygons in various shades of pink, creating a modern, stylized border.

Good bye!

See you soon!