



School again!



Ребята, обратите
внимание. Если на
слайде значок
динамика, на него
можно нажать и
прослушать запись



Let's do phonetic drill!

Ee


[e] [i:]

1. PE is a lot of fun for me.

PE (Physical Education) -

физкультура.

2. Ten red pens are on the desk.

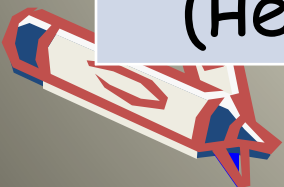


Открытый слог

- Ударная гласная заканчивает односложное слово: *me, she*;
- за ударной гласной следует другая гласная (немая *e*): *tree, see*;
- за ударной гласной следует согласная и гласная (немая *e*): *Pete*.


Закрытый слог

- За ударной гласной следует одна согласная: *ten, red*;
- за ударной гласной следует удвоенная согласная: *teddy, yellow*;
- за ударной гласной следуют две или более согласных: *desk*.





Ex. 4, p.13
сделать письменно
в тетради

[i:]	[e]



А теперь повторим
слова предыдущего
урока





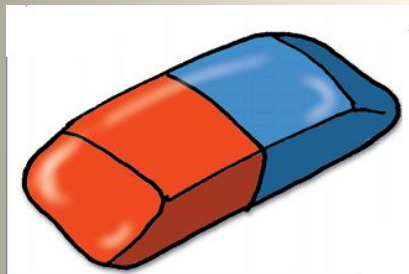
school




school bag




pencil case




rubber




ruler





pencil





book



pen



Open your books at p.12
Look at ex. 1



Ex.1, p.12. Sing along



1






Sing along!


One, two, three, four,
Time to go to school once more!



Five, six, seven, eight,
Get your school bag, don't be late!


Nine, ten, get your pen.
Come with me, it's school again!





Open your books at p.12

Look at ex. 2





Listen and repeat. Then count and say.

11 = eleven

16 = sixteen

12 = twelve

17 = seventeen

13 = thirteen

18 = eighteen

14 = fourteen

19 = nineteen

15 = fifteen

20 = twenty

a $1+8$

f $3+5$

b $3+7$

g $9+11$

c $8+7$

h $2+2$



d $10+9$

i $9+4$


e $9+5$

j $9+2$

a One plus eight is nine.



SCHOOL DAYS!



school bag

book

pencil case

pencil

pen

ruler



rubber

Home task



Записать правило ↑ в тетрадь.


Учебник стр 12 упр 2-
выписать числительные
в словарь и выучить

Сборник стр. 15, упр.9;
стр.16, упр.10



Thank you for your work.
That's all for today. Our
lesson is over. Goodbye,
boys and girls!





1 – 12	13 – 19	20...
1 one [wʌn]	13 thirteen [ˌθɜːˈtiːn]	20 twenty [ˈtwenti]
2 two [tuː]	14 fourteen [ˌfɔːˈtiːn]	21 twenty-one [ˌtwentiˈwʌn]
3 three [θriː]	15 fifteen [ˌfifˈtiːn]	22 twenty-two [ˌtwentiˈtuː]
4 four [fɔː]	16 sixteen [ˌsɪksˈtiːn]	30 thirty [ˈθɜːti]
5 five [faɪv]	17 seventeen [ˌsevənˈtiːn]	40 forty [ˈfɔːti]
6 six [sɪks]	18 eighteen [ˌeɪˈtiːn]	50 fifty [ˈfɪfti]
7 seven [ˈsevən]	19 nineteen [ˌnaɪnˈtiːn]	60 sixty [ˈsɪksti]
8 eight [eɪt]		70 seventy [ˈsevənti]
9 nine [naɪn]		80 eighty [ˈeɪti]
10 ten [ten]		90 ninety [ˈnaɪnti]
11 eleven [ɪˈlevən]		
12 twelve [twelv]		

ПРИМЕЧАНИЯ

1. Перед **100**, **1000** и **1000 000** употребляется артикль **a**.

