

ENGLISH

*Lesson*  
*19*



# Birthdays



## Greeting.



Greeting. Sing a song.




## The icons of the lesson




**Listen  
and  
repeat!**



**Point!**



**Read!**



**Ask  
and  
answer!**



**Write!**

**Pupil's Book**  
**(ex.1, p.18)**



**Listen and  
look.  
Then listen  
and say the  
words.**

Listen and say the words.

January

April

February

May

March

June



Listen and say the words.

**July**

**October**

**August**

**November**

**September**

**December**



Sing a song “Months of the Year”



*Taken from the channel “PlayKids” - <https://www.youtube.com/watch?v=YGoaNx2BqJs>*



Read. Then sort out the months according to the seasons (winter/summer).

winter



June

January

February

July

December

August

summer



Read. Then sort out the months according to the seasons (spring/autumn).

spring



September

March

April

October

May

November

autumn





*(to open an interactive task, click on the orange rectangle)*

# Open an online interactive task



## Work with Pupil's Book

**Pupil's Book**  
**(ex.2, p.18)**



**Guess the  
month.**

Guess the months.


This month starts with J.

Is it January?





## Physical exercise



*Taken from the channel "PlayKids" - <https://www.youtube.com/watch?v=YGoaNx2BqJs>*

# Activity Book (ex.1, p.18)



**Look and  
circle the  
month.**


# Activity Book (ex.2, p.18)



**Look at the  
pictures in  
Activity 1.  
Write the  
words.**



# Do you like this lesson?



Ending of the lesson. Sing a song.



Ending of the lesson. Say “Goodbye!”.



**BYE  
BYE**