

Pressing the date button, top left, reveals shortcuts to the different phases of the timeline.

Tease May 25 STORYBLASTER

Jun 11 +

1 account 08:30 am
Cocina de Corazón teaches people to cook my abuelita's traditional Mexican recipes,...

1 account 12:00 pm
Two-Generations-That-Care! My grandma and I teach you her authentic Mexican recipes,...

1 account 01:00 pm
Farm to Kitchen to Street. Cocina de Corazón teaches people to cook my abuelita's...
PROMOTE

Jun 12 +

1 account 12:00 pm
With so much

They can be dismissed by swiping left, tapping outside their area, or selecting a day.

The screenshot shows the StoryBlaster mobile application interface. At the top, there is a header with the 'STORYBLASTER' logo and a hamburger menu icon. Below the header is a vertical list of campaign items, each with a colored bar on the left indicating its status and date:

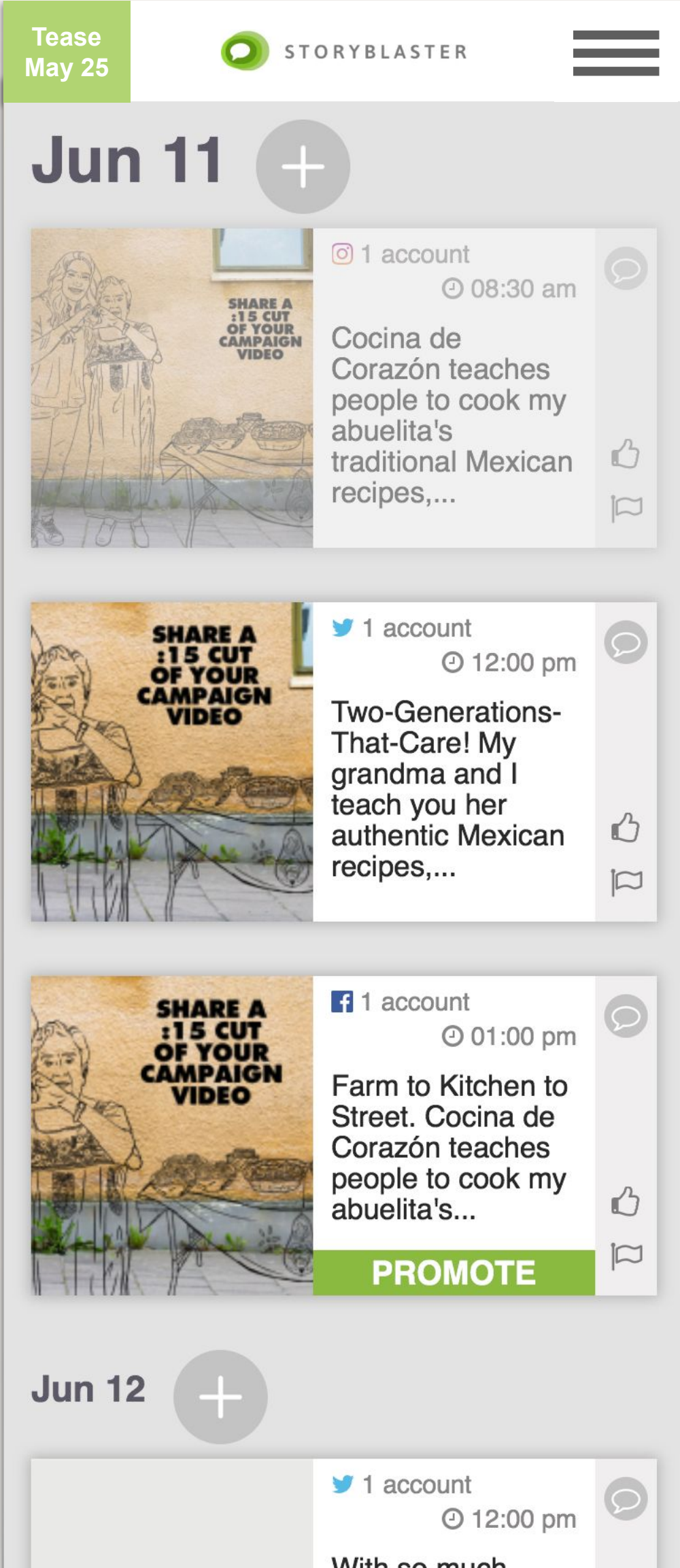
- Tease** (green bar): May 25
- Launch** (blue bar): May 28
- Boost** (purple bar): June 2
- Grow** (pink bar): June 7
- Grind** (orange bar): June 21
- Blast** (dark purple bar): June 26
- Today** (grey bar): Today

The main content area displays a vertical list of social media posts. Each post includes a thumbnail image with the text 'SHARE A :15 CUT OF YOUR CAMPAIGN VIDEO', a social media icon (Instagram, Twitter, or Facebook), the number of accounts (1 account), and the time of the post. The posts are:

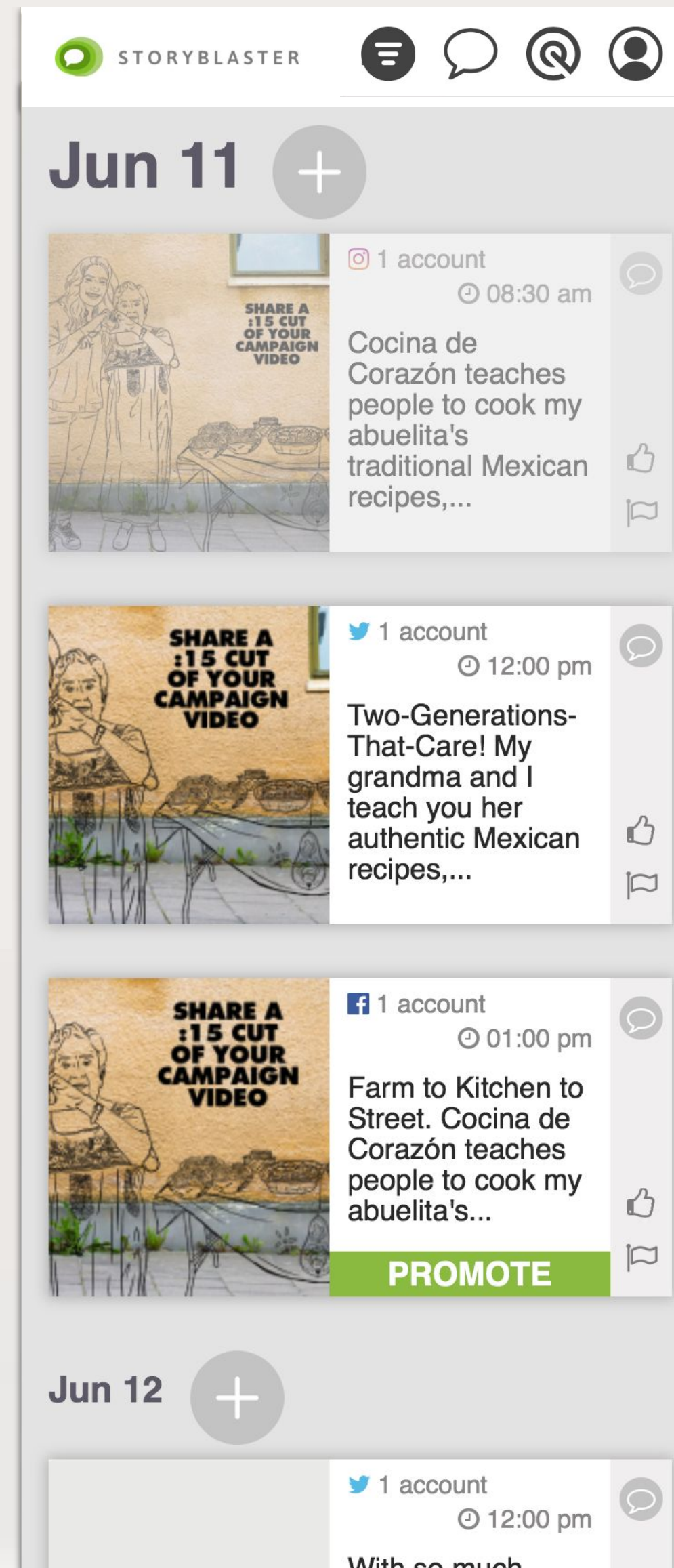
- Instagram post (08:30 am):** 'Cocina de Corazón teaches people to cook my abuelita's traditional Mexican recipes,...
- Twitter post (12:00 pm):** 'Two-Generations-That-Care! My grandma and I teach you her authentic Mexican recipes,...
- Facebook post (01:00 pm):** 'Farm to Kitchen to Street. Cocina de Corazón teaches people to cook my abuelita's...'. This post has a green 'PROMOTE' button at the bottom.

At the bottom of the screen, there is a date separator for 'Jun 12' with a plus sign icon, followed by the start of another social media post from Twitter at 12:00 pm.

Pressing the hamburger animates the logo to the left, pushing out the date button, and bringing in the options.





Swiping up will push the navigation off the top of the screen.




Swiping down brings it back.
Tapping anywhere at the top edge of the screen auto-scrolls to Today.


Jun 11 +

 1 account
08:30 am
Cocina de Corazón teaches people to cook my abuelita's traditional Mexican recipes,...

 1 account
12:00 pm
Two-Generations-That-Care! My grandma and I teach you her authentic Mexican recipes,...

 1 account
01:00 pm
Farm to Kitchen to Street. Cocina de Corazón teaches people to cook my abuelita's...
PROMOTE

Jun 12 +


 1 account
12:00 pm
With so much going on in the world now, nothing

Jun 11 +




1 account
08:30 am

Cocina de Corazón teaches people to cook my abuelita's traditional Mexican recipes,...




1 account
12:00 pm

Two-Generations-That-Care! My grandma and I teach you her authentic Mexican recipes,...




1 account
01:00 pm

Farm to Kitchen to Street. Cocina de Corazón teaches people to cook my abuelita's...



PROMOTE

Jun 12 +



1 account
12:00 pm

With so much

