

Анимированный плакат

Письменные буквы русского алфавита



Чулихина Е.А.

учитель начальных классов

МОУ «Малодубенская СОШ»

Орехово-Зуевского района Московской области

e.a@mail.ru



| | | | | |
|--------------|--------------|--------------|---------------------------------------------------------------------------------------|---------------------------------------------------------------------------------------|
| Аа Аа | Бб Бб | Вв Вв | Гг Гг | Дд Дд |
| Ее Ее | Ёё Ёё | Жж Жж | Зз Зз | Ии Ии |
| Йй Йй | Кк Кк | Лл Лл | Мм Мм | Нн Нн |
| Оо Оо | Пп Пп | Рр Рр | Сс Сс | Тт Тт |
| Уу Уу | Фф Фф | Хх Хх | Цц Цц | Чч Чч |
| Шш Шш | Щщ Щщ | Ъъ Ъъ | Ыы Ыы | Ьь Ьь |
| Ээ Ээ | Юю Юю | Яя Яя |  |  |

A a

A a



a



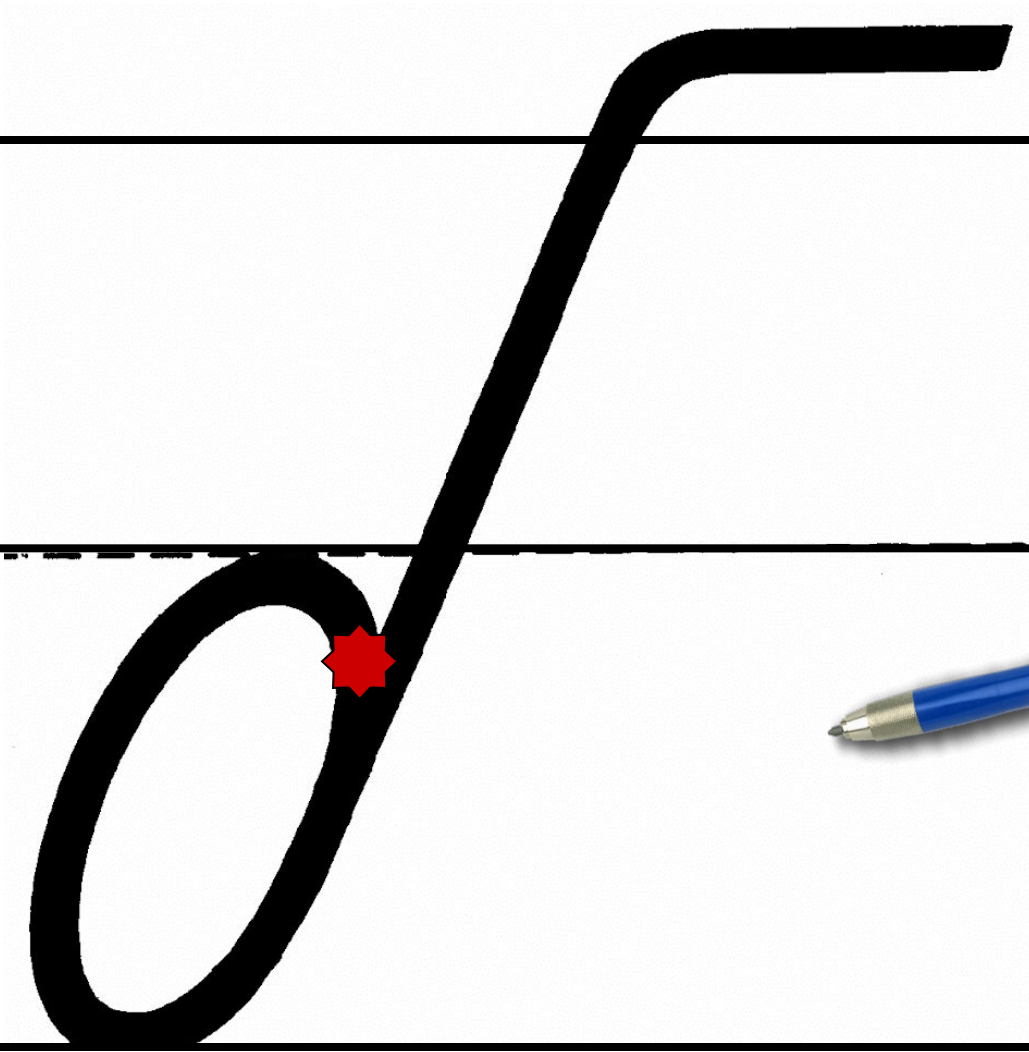


Б б

Б

б








B B

B b b





6



B






J 2



2





Дд




Dd



g





E e


E

e



e





E e


Ë

ë



e





Ж ж


Ж

ж

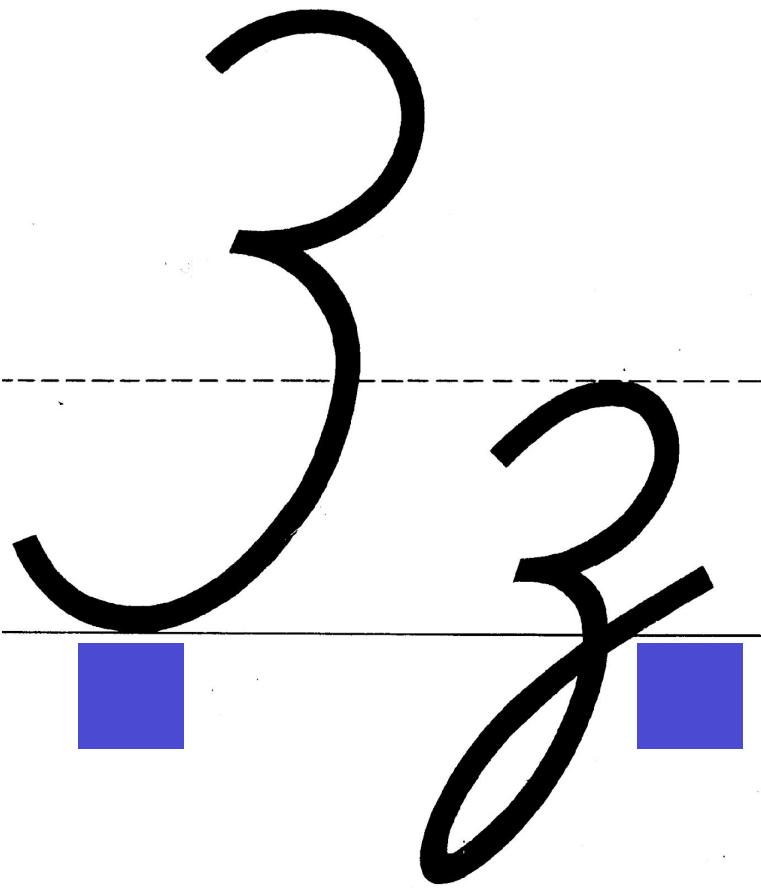


2K





3 3



3



3



И И

И И

и и





u



21





Handwriting practice lines with a cursive letter 'u' and a pen nib.



A large, thick, black cursive letter 'u' written on the handwriting lines. The letter starts at the middle line, goes down to the bottom line, loops back up to the middle line, and then loops back down to the bottom line.



Kk

Kk



Handwritten cursive letter 'k' with two red starburst markers indicating stroke direction.



Handwritten cursive letter 'K' on a four-line grid. Two red starburst markers indicate the starting points for the two main strokes: the top one for the upper arm and the middle one for the lower loop.




Л л

Л

л





Handwritten cursive letter 'A' on a four-line grid. A red starburst icon is at the starting point of the letter on the bottom line.



M M

M M m m



π



Handwritten cursive letters 'M' and 'A' on a four-line grid. A red starburst marks the starting point of the 'M' at the bottom left line.



Н Н

Н

Н



Handwritten letter 'H' on a four-line grid. A red starburst is placed at the top of the left vertical stroke, indicating the starting point for writing.



H





0

o







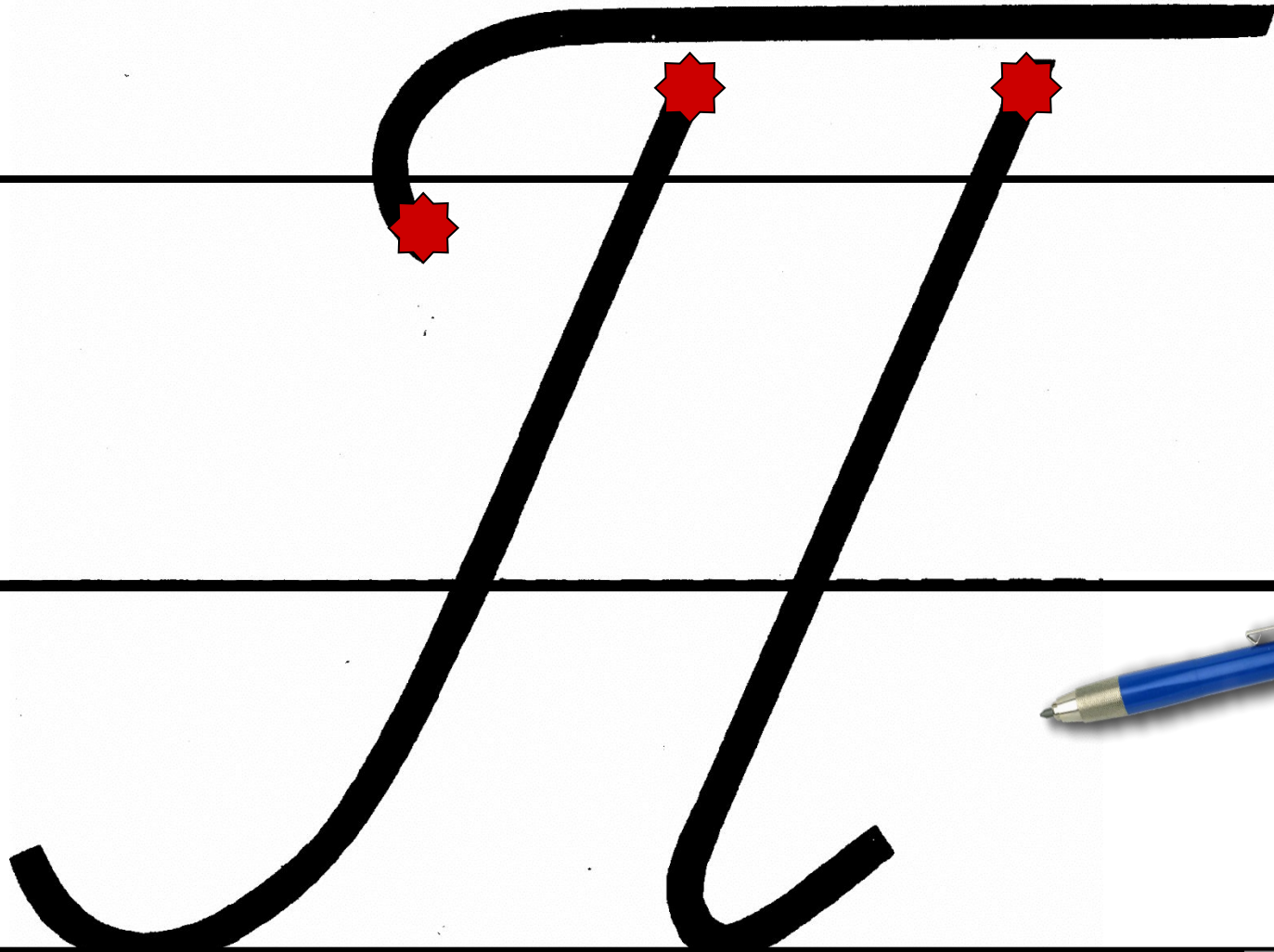


H h




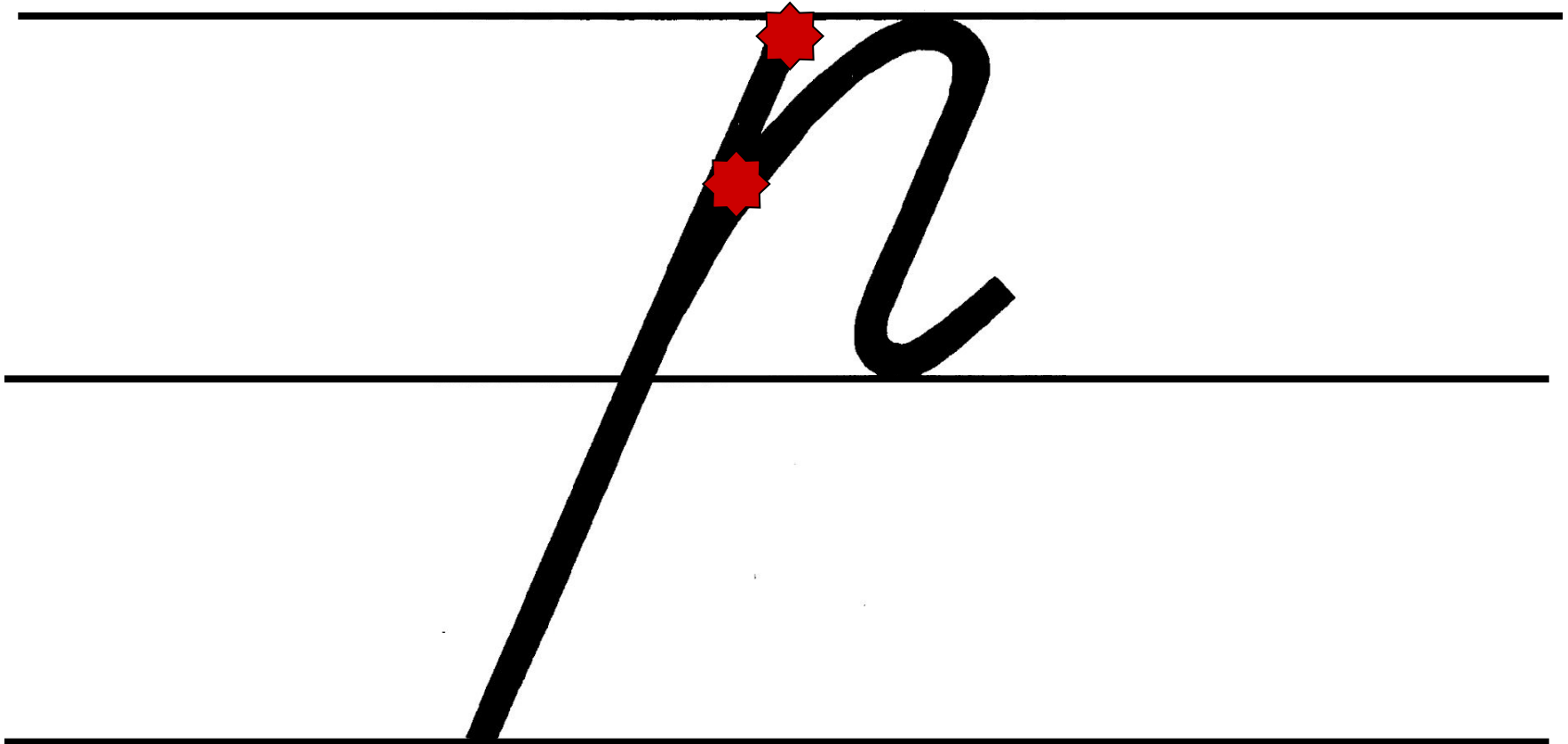
12





Pp





F



Cc

Cc



C



É



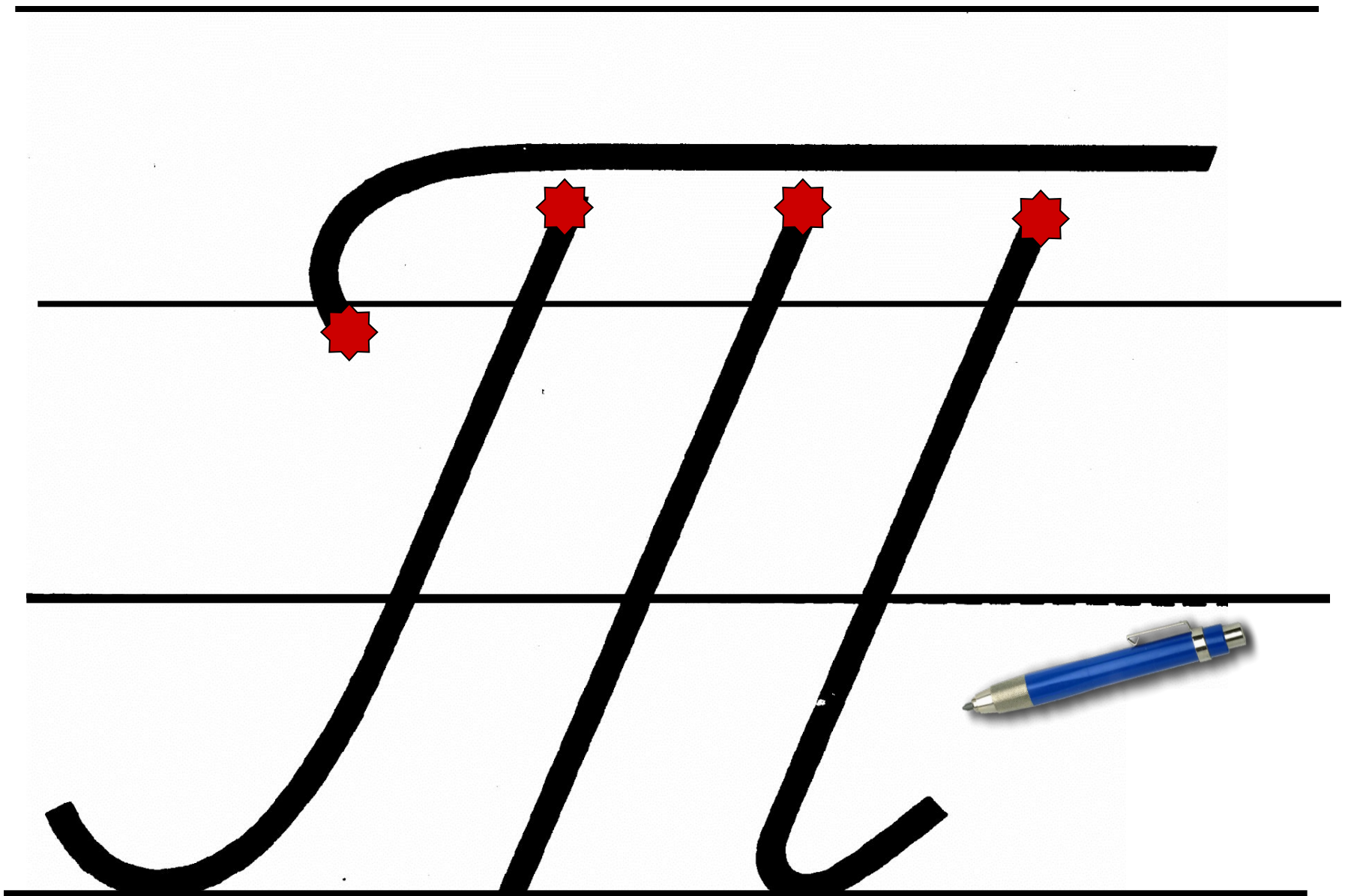
T t

T t



Handwritten cursive letter 'm' on a four-line grid. A red starburst icon is placed at the top of the first vertical stroke to indicate the starting point.





yy

y y



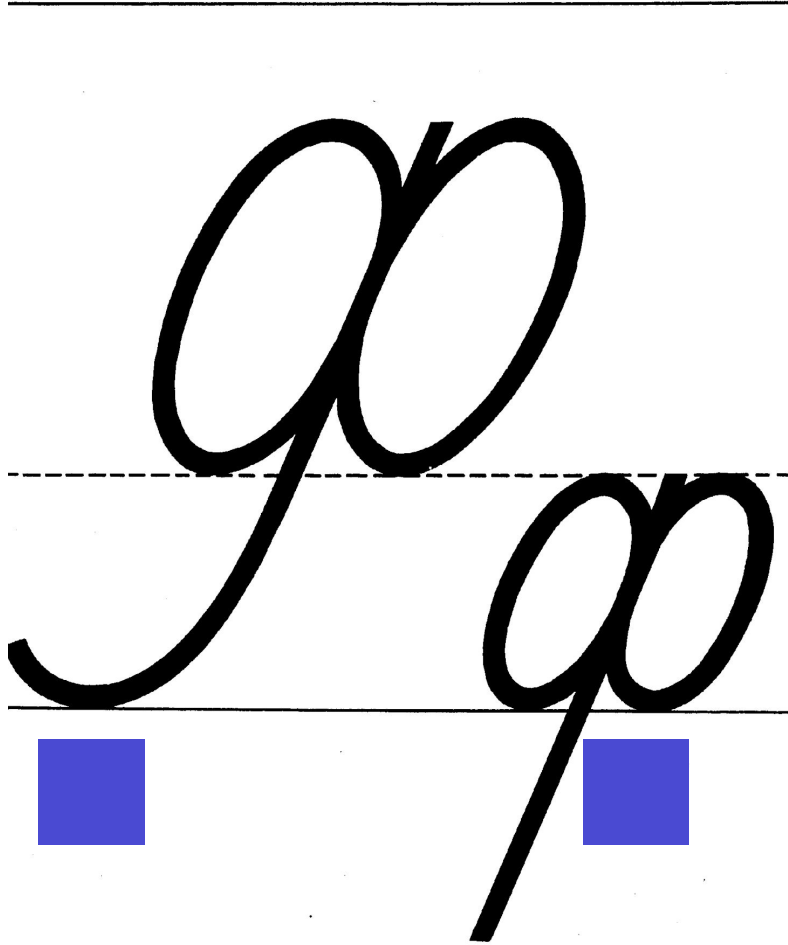
y



g



Ф ф





g



X x

X




x



x





Ц ц

Ц ц

Ц ц



Uy



Handwritten cursive letter 'y' on a four-line grid. A red starburst is at the top of the letter's stem.



44

4

4




7



Handwritten cursive letter 'y' on a four-line grid. A red starburst marks the starting point at the top line.






W

w





Handwritten cursive letters 'd' and 'll' on a four-line grid. A red starburst marks the starting point of the 'd' stroke.





Щ щ

Щ щ






u y



W







Ы I

Ы I



64





6




6



Э э

Э э





3



Ю ю

Ю

Ю Ю



HO



10



10



Я Я

Я

я



g



g



Используемые материалы:

1. Голованов Ф.Г. *Демонстрационные карточки печатных и письменных букв*. М., Просвещение, 1971 г.
2. <http://www.lenagold.ru/fon/clipart/k/kar/karanda16.png> (картинка с изображением ручки)
3. www.it-n.ru/communities.aspx?cat_no=5025&lib_no=23224&tmpl=lib (шаблон с изображением школьной доски)



Завершить показ