

# ЗАДАЧИ НА УВЕЛИЧЕНИЕ (УМЕНЬШЕНИЕ) ЧИСЛА НА НЕСКОЛЬКО ЕДИНИЦ








## План действий:

- 1. Поход через волшебный лес.**(Устный счёт.)
- 2. Встреча с друзьями** (Актуализация знаний).
- 3. Совершаем самостоятельные шаги.**(Подведение к теме урока)
- 4. Разрушение злых чар.**(Решаем новые задачи.)
- 5. Знакомство с новым другом.**  
(Закрепление изученного.)
- 6. Прощание с друзьями.**(Итог и рефлексия.)


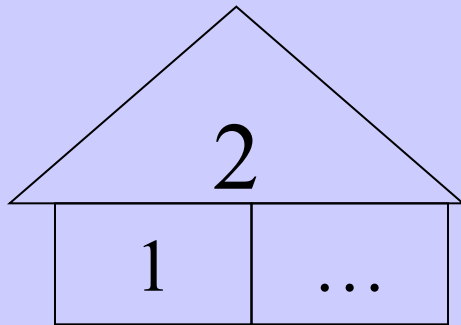
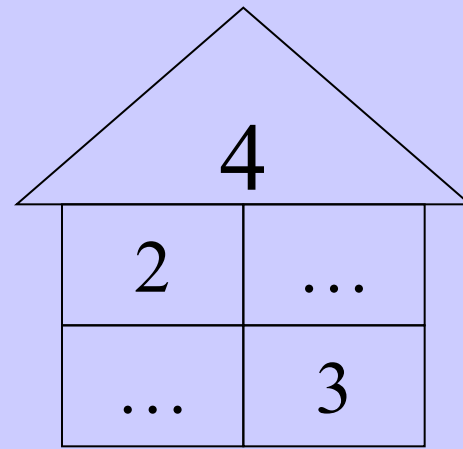
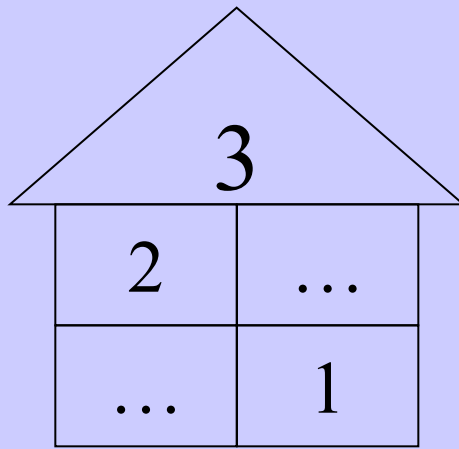
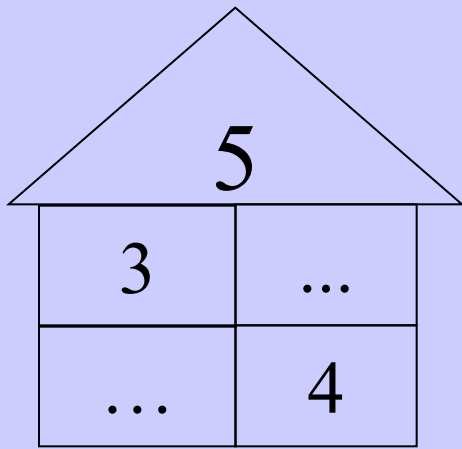


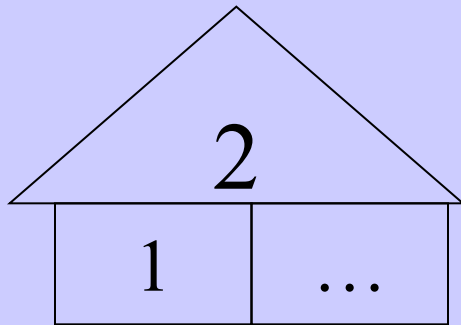
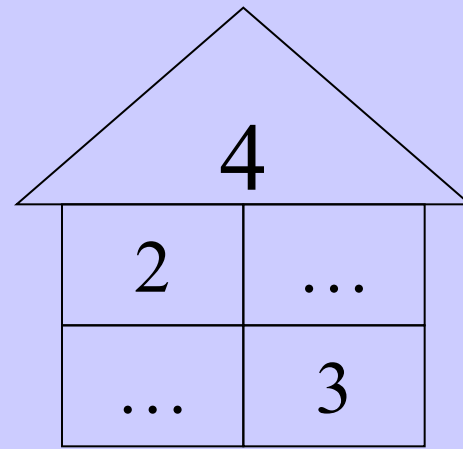
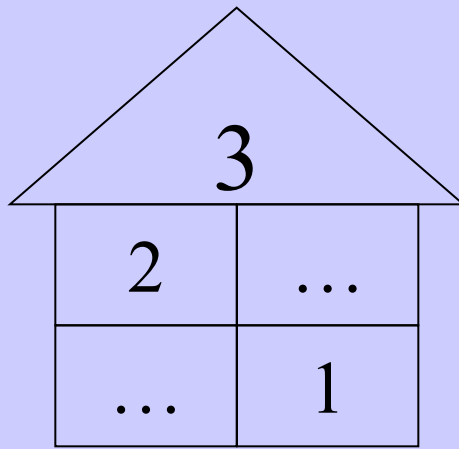
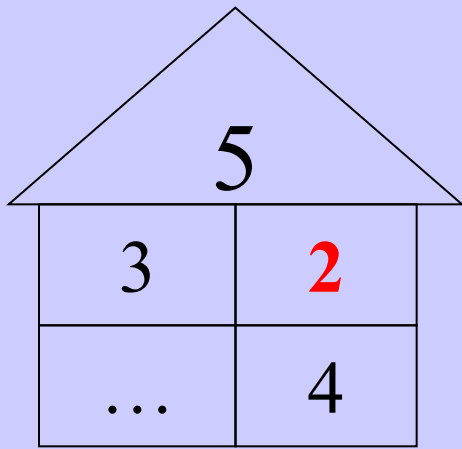
Ваш Большой Мыш




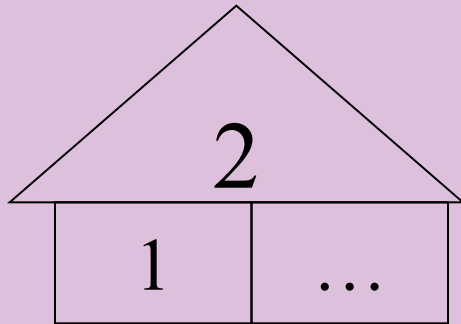
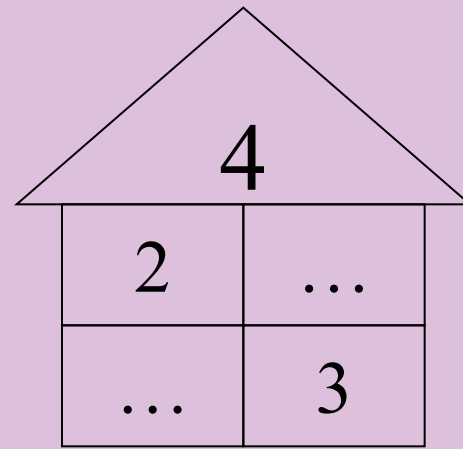
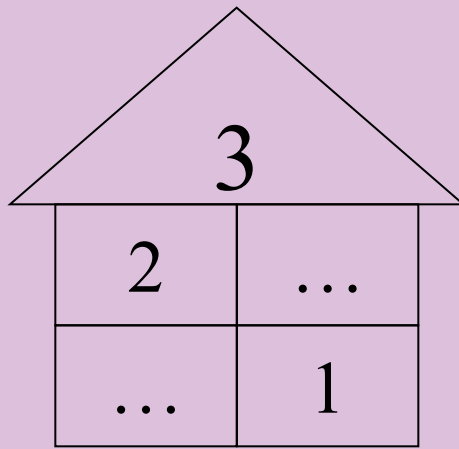
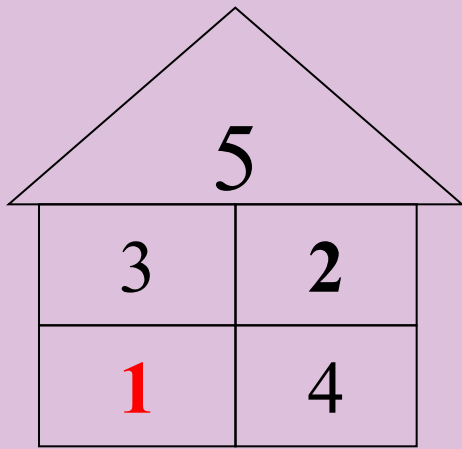
# УСТНЫЙ СЧЁТ

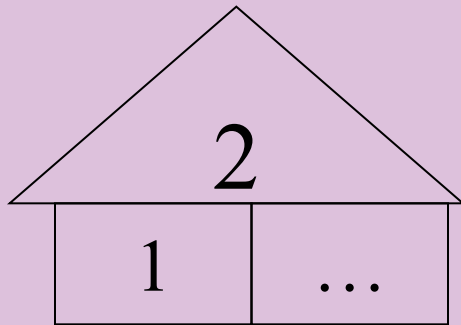
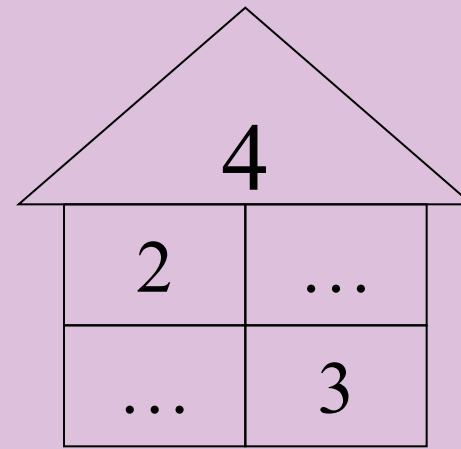
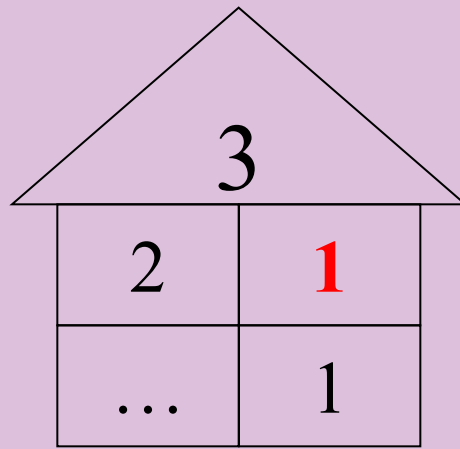
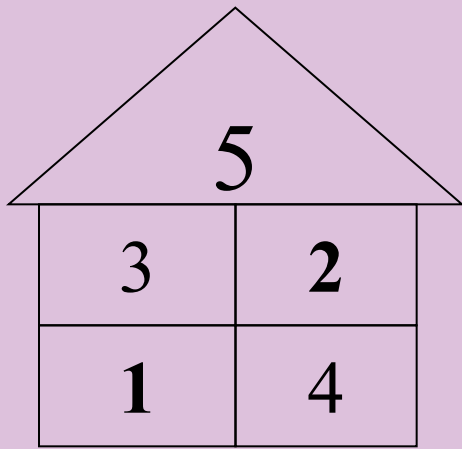


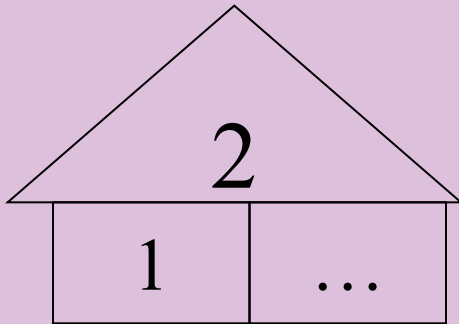
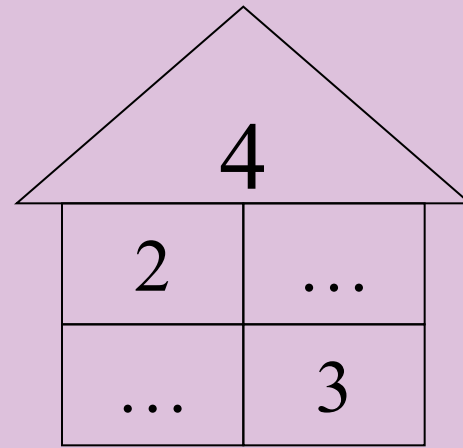
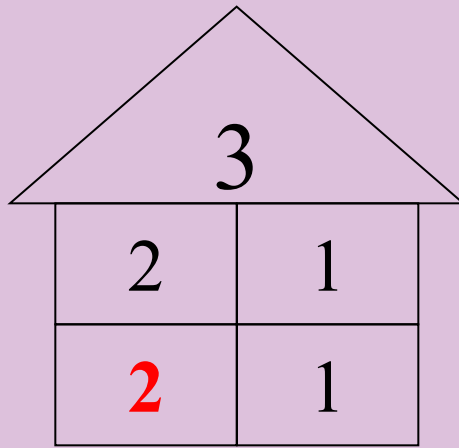
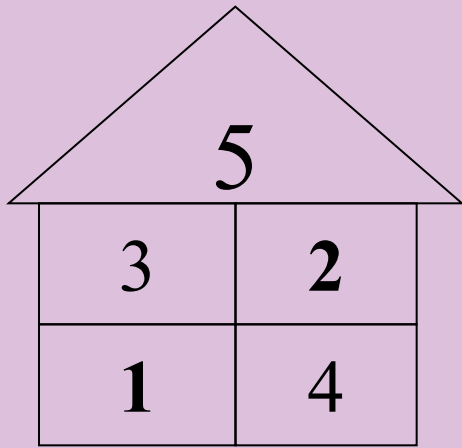


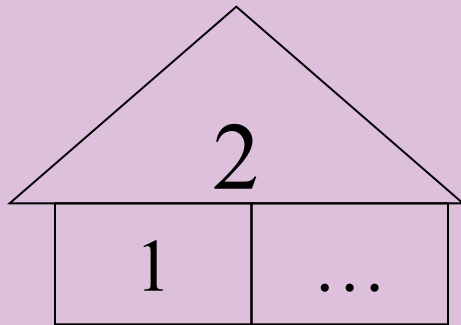
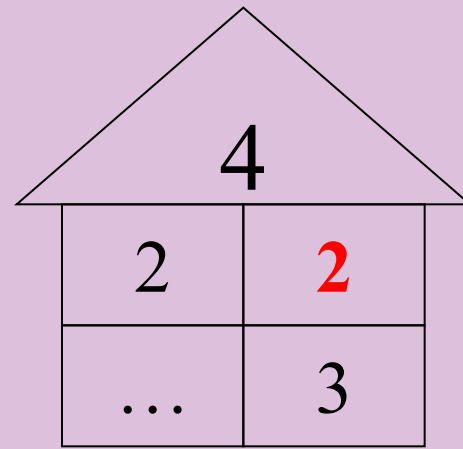
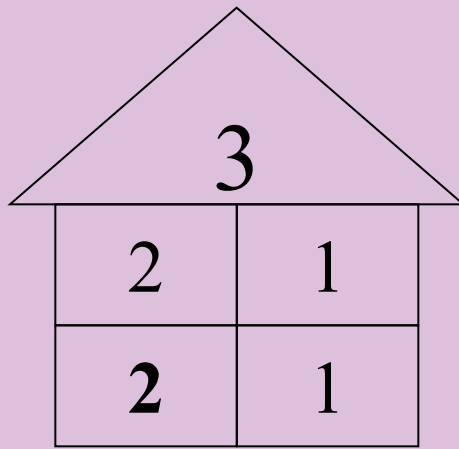
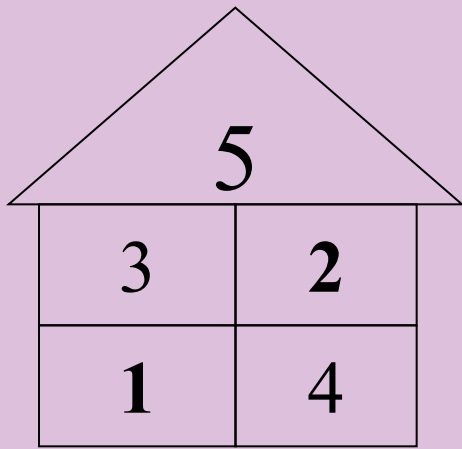



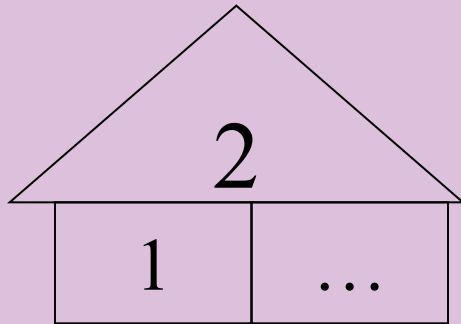
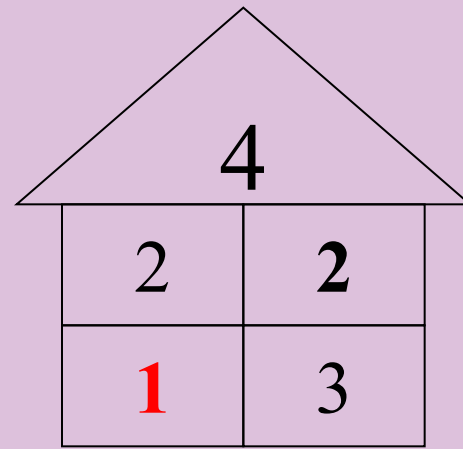
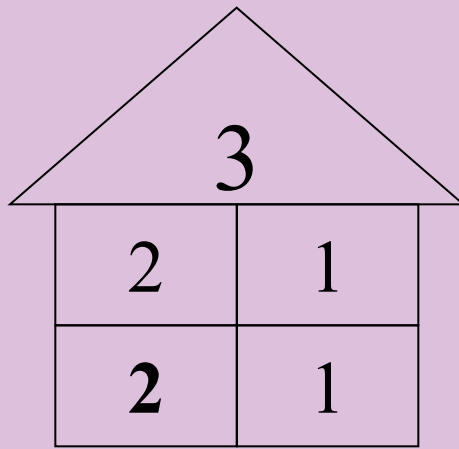
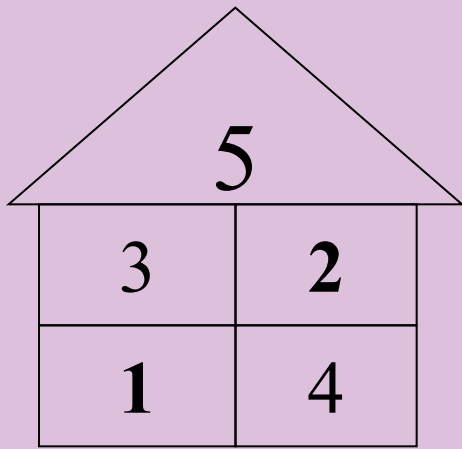


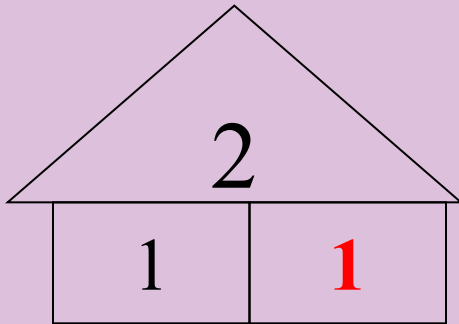
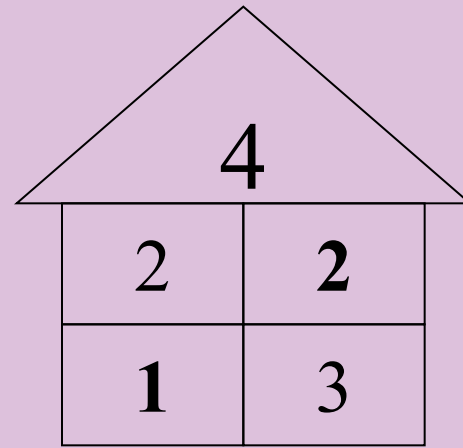
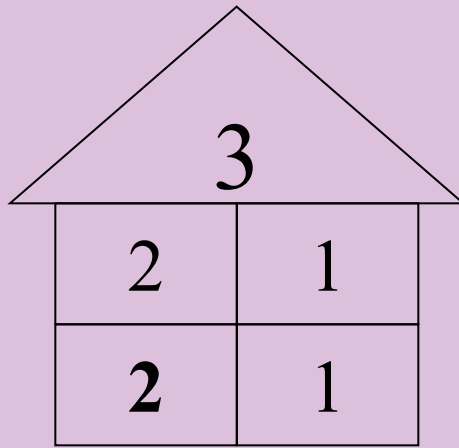
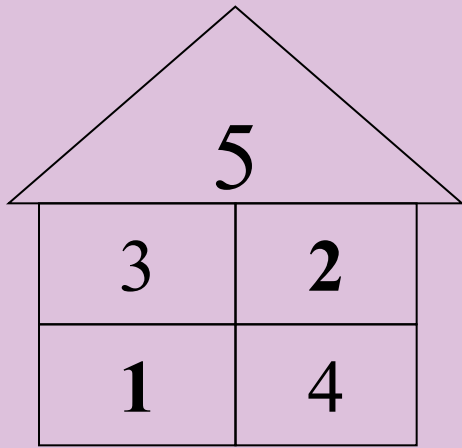












$6 + 2 = \dots$


$10 - 2 = \dots$

$8 + 2 = \dots$

$5 + 3 = \dots$

$7 - 2 = \dots$

$3 + 2 = \dots$



$$6 + 2 = 8$$

$$10 - 2 = \dots$$

$$8 + 2 = \dots$$

$$5 + 3 = \dots$$

$$7 - 2 = \dots$$

$$3 + 2 = \dots$$





$$6 + 2 = 8$$

$$10 - 2 = \dots$$

$$8 + 2 = 10$$

$$5 + 3 = \dots$$

$$7 - 2 = \dots$$

$$3 + 2 = \dots$$



$$6 + 2 = 8$$

$$10 - 2 = \dots$$

$$8 + 2 = 10$$

$$5 + 3 = \dots$$

$$7 - 2 = 5$$

$$3 + 2 = \dots$$



$$6 + 2 = 8$$


$$10 - 2 = 8$$

$$8 + 2 = 10$$

$$5 + 3 = \dots$$

$$7 - 2 = 5$$

$$3 + 2 = \dots$$



$$6 + 2 = 8$$


$$10 - 2 = 8$$

$$8 + 2 = 10$$

$$5 + 3 = 8$$

$$7 - 2 = 5$$

$$3 + 2 = \dots$$



$$6 + 2 = 8$$

$$10 - 2 = 8$$


$$8 + 2 = 10$$

$$5 + 3 = 8$$

$$7 - 2 = 5$$

$$3 + 2 = 5$$






# АКТУАЛИЗАЦИЯ ЗНАНИЙ




На картинке 3 рыжих щенка  
и 1 серый щенок.






На картинке 3 рыжих щенков  
и 1 серый щенок. Сколько  
щенков на картинке?



На картинке 3 рыжих щенков  
и 1 серый щенок. Сколько  
щенков на картинке?

Решение:


$$3 + 1 = 4 \text{ (щ.)}$$




На картинке 3 рыжих щенков  
и 1 серый щенок. Сколько  
щенков на картинке?

Решение:

$$3 + 1 = 4 \text{ (щ.)}$$



Ответ: 4 щ.



- Увеличь 6 на 1
- Уменьши 7 на 2
- Увеличь 8 на 1
- Уменьши 9 на 2
- Увеличь 3 на 2



7


5



9

7

5












# РЕШЕНИЕ НОВЫХ ЗАДАЧ





# Задача №1





# Задача №1



# Задача №1







# Задача №1









$$5 + 2 = 7$$








# Задача №2



# Задача №2





# Задача №2






# Задача №2



$$4 - 1 = 3$$






# ЗАКРЕПЛЕНИЕ ИЗУЧЕННОГО МАТЕРИАЛА




# Составь задачу по рисунку в паре







- ?

На поляне сидело 6 енотов, а зайцев – на 2 меньше. Сколько зайцев сидело на поляне?



- ?



$$6 - 2 = 4 \text{ (3.)}$$

Было





Было




Стало на 1 больше.



Сколько ...стало?

$$3+1=4$$

# ПРОЩАНИЕ С ДРУЗЬЯМИ







Задачи на увеличение (уменьшение)  
на несколько единиц.

**ЛЪВЁНОК  
ЛАМБЕРТ**





**СПАСИБО!  
ДО  
НОВЫХ  
ВСТРЕЧ!**

