

# Surgical Instruments



Grasping and Clamping

Retracting

Cutting and Dissecting

Probing and Dilating

# Sponge Forceps

---




- Used to hold gauze squares or sponge to “mop up” the surgical site
- Jaws are serrated



# Transfer Forceps

---



When sterile, transfer forceps;

- arrange items on sterile tray
- transfer items to sterile field



# Splinter Forceps

---

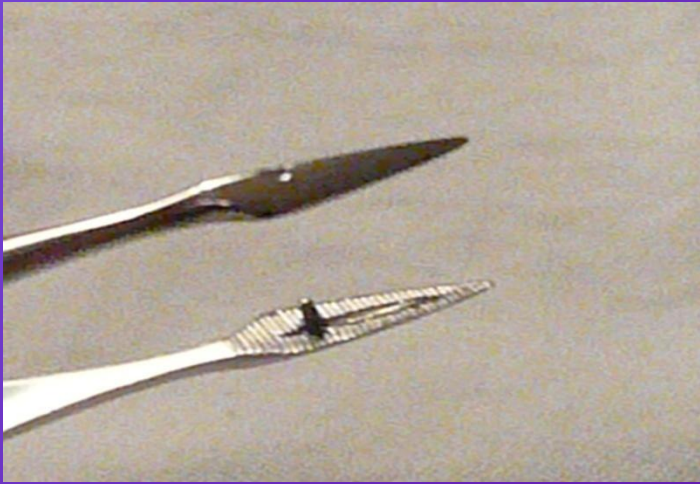
- Fine tip for foreign object retrieval





# Walter Splinter Forceps

---




- Very fine tip
- Spear-head design

# 1x2 Toothed Tissue Forceps

---

- Used for grasping and holding tissue, muscle or skin surrounding a wound
- Single toothed on one side; fits between two teeth on the other side
- Available as 1x2 or 2x3 or 3x4



# Plain Thumb Forceps

---




- Used to hold tissue in place when applying sutures
- Used to gently move tissues out of the way during exploratory surgery
- Used to insert packing into or remove objects from deep cavities

# Curved Mosquito Hemostat

---

- Used to hold delicate tissue
- Used to compress bleeding vessels
- Jaws are fully serrated





# Kelly Hemostat

---

- Used to clamp small vessels or hold tissue
- Jaws are partially serrated
- Curved or straight



# Needle Holder

---



- Used to hold and pass a suturing needle through tissue
- Has groove to hold needle within jaws

# Towel Clamp

---



- Adds weight to drapes and towels to ensure they stay in place
- Allow exposure of the operative site

# Skin Hook

---

- Flat end is a blunt retractor
- Three-prong end may be sharp to dull
- Used to retract small incisions or secure a skin edge for suturing





# Iris Suture Scissors

---

- Used to remove sutures
- Blade has beak or hook to slide under sutures



# Scalpel Holder

---

- Holds scalpel blade
- Acts as a handle



# Lister Bandage Scissors

---



- Used to remove bandages and dressings
- Probe tip is blunt; inserted under bandages with relative safety

# Sharp/Sharp Scissors

---

- Used to cut and dissect tissue
- Both blade tips are sharp





# Sharp/Blunt Scissors

---



- Used to cut and dissect fascia and muscle
- One blunt tip and one sharp tip

# Curved Blunt/Blunt Scissors

---

- Both blade tips are blunt
- Can be curved or straight



# Ear Curette

---



- Can have sharp or blunt scraper ends
- Used to remove ear wax from ear canal

# Nasal Speculum

---

- Used to spread nostrils during examination





# Anoscope with Obturator

---

- Used to visualize the rectum and lumen of the sigmoid colon
- Used to examine anal canal and distal aspect of the rectum
- Consists of a stylus or removable plug (Obturator) used during the insertion of many tubular instruments (Anoscope).



# Vaginal Speculum

---

- Used during gynecological exam or procedure
- Dilates the opening of the vaginal cavity, allowing for inspection of the vagina and cervix
- Facilitates access for observation and treatment

