



**Verbs:** determine, perceive, leave, impact, alter, transform, deal with, adjust, alter, master, imagine, define, imply, exist, categorize, indicate, correspond to, recognize, identify, affect, emphasize.

**Nouns:** root, shape, layout, mood, software, tool, creation, circle, square, triangle, curve, dimension, opacity, width, height, depth, seashell, petal, insect, cube, sphere, cone, snowflakes, perception, boundaries, contour, volume.

**Adjectives:** countless, successful, soft, curved, rounded, sharp, angled, current, useful, complex, limitless, dimensional, asymmetrical, organic, visual, consistent.

**Adverbs:** properly, differently, significantly, ultimately, typically, naturally, visually, commonly, daily, essentially.



**Make the following sentences negative:**

1. The “white space” or negative space will significantly impact a design.
2. It visually describes an object.
3. Strong contrasts in value within a composition may define the boundaries of forms.
4. The shading indicates depth by creating shadows.

**Give the forms of irregular verbs: make, leave, lead, think, have, find.**

**Answer the questions:**

1. Why are shapes at the root of graphic design?
2. What is the key to successful graphic design?
3. How will negative space impact a design?
4. What is the most useful tool for shape creation?
5. What do form and space imply?
6. What forms are called two dimensional?
7. What forms are called three dimensional?
8. What can lead to the desired result?



**True or false:**

1. The character and source of light also changes the perceived character of the object.
2. Gradations of value, or shading, can not create the illusion of contour and volume.
3. Many designed forms have irregular contours.
4. Using shapes properly is one of the keys to successful graphic design.
5. Snowflakes and soap bubbles are among many geometric forms found in nature.

**4. Fill in the gaps:**

1. Organic shapes are found in nature-seashells, flower petals, insects, animals, ...!
2. ... in a photographic portrait, for example, can make the subject look older, younger, dramatic, or rather abstract.
3. The ... or negative space left between shapes will also significantly impact a design.
- 44
4. Adobe Illustrator is the most useful ... for shape creation and manipulation.
5. Three ... shape has depth as well as width and height.



# МЕЖРЕГИОНАЛЬНЫЙ ЦЕНТР КОМПЕТЕНЦИЙ

Искусство,  
дизайн и сфера  
услуг





# МЕЖРЕГИОНАЛЬНЫЙ ЦЕНТР КОМПЕТЕНЦИЙ


Искусство,  
дизайн и сфера  
услуг





# МЕЖРЕГИОНАЛЬНЫЙ ЦЕНТР КОМПЕТЕНЦИЙ


Искусство,  
дизайн и сфера  
услуг





# МЕЖРЕГИОНАЛЬНЫЙ ЦЕНТР КОМПЕТЕНЦИЙ


Искусство,  
дизайн и сфера  
услуг





# МЕЖРЕГИОНАЛЬНЫЙ ЦЕНТР КОМПЕТЕНЦИЙ

Искусство,  
дизайн и сфера  
услуг








# МЕЖРЕГИОНАЛЬНЫЙ ЦЕНТР КОМПЕТЕНЦИЙ

Искусство,  
дизайн и сфера  
услуг





МЕЖРЕГИОНАЛЬНЫЙ  
ЦЕНТР КОМПЕТЕНЦИЙ

Искусство,  
дизайн и сфера  
услуг

**СПАСИБО ЗА ВНИМАНИЕ!**

