

Анимированный плакат

Письменные буквы русского алфавита



Чулихина Е.А.

учитель начальных классов

МОУ «Малодубенская СОШ»

Орехово-Зуевского района Московской области

e.a@mail.ru



Аа Аа	Бб Бб	Вв Вв	Гг Гг	Дд Дд
Ее Ее	Ёё Ёё	Жж Жж	Зз Зз	Ии Ии
Йй Йй	Кк Кк	Лл Лл	Мм Мм	Нн Нн
Оо Оо	Пп Пп	Рр Рр	Сс Сс	Тт Тт
Уу Уу	Фф Фф	Хх Хх	Цц Цц	Чч Чч
Шш Шш	Щщ Щщ	Ъъ Ъъ	Ыы Ыы	Ьь Ьь
Ээ Ээ	Юю Юю	Яя Яя		


A a

A a



a



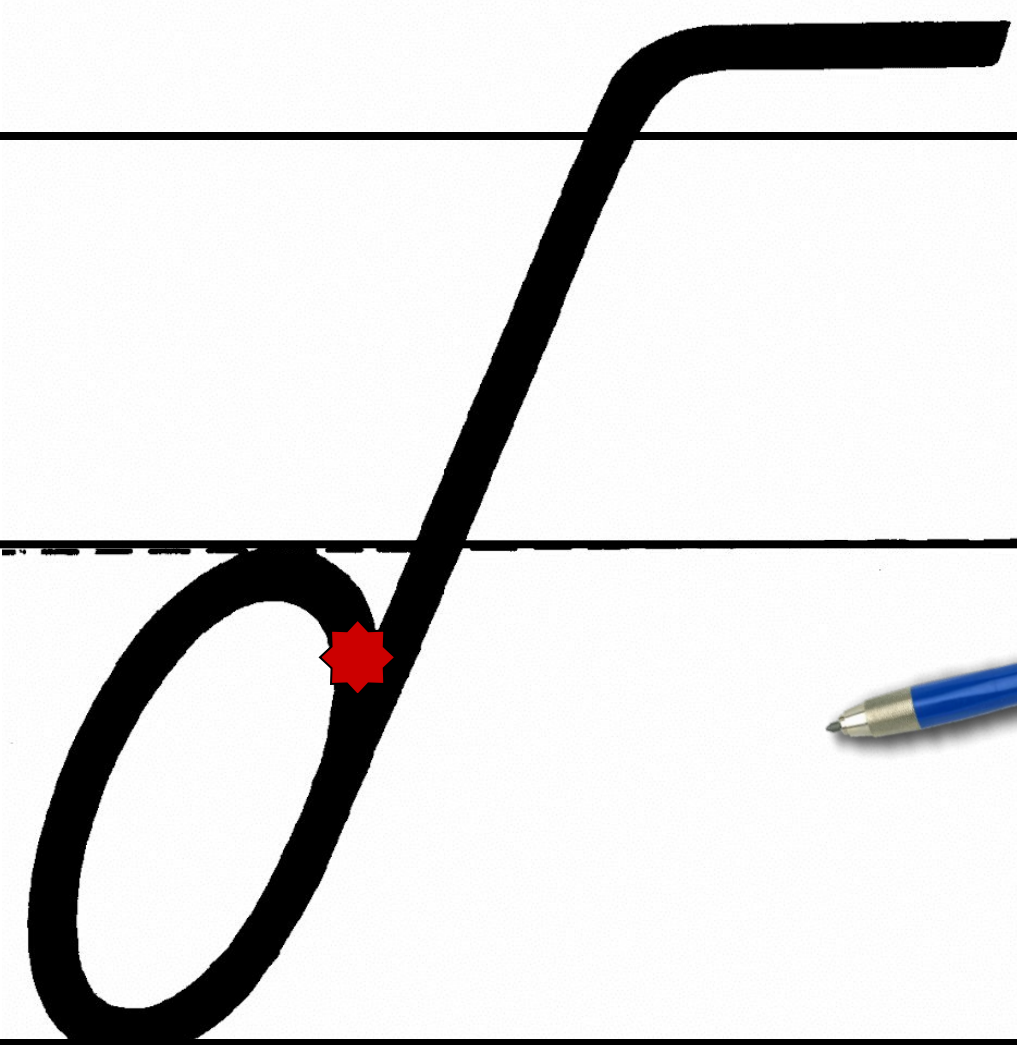



Б б

Б

б






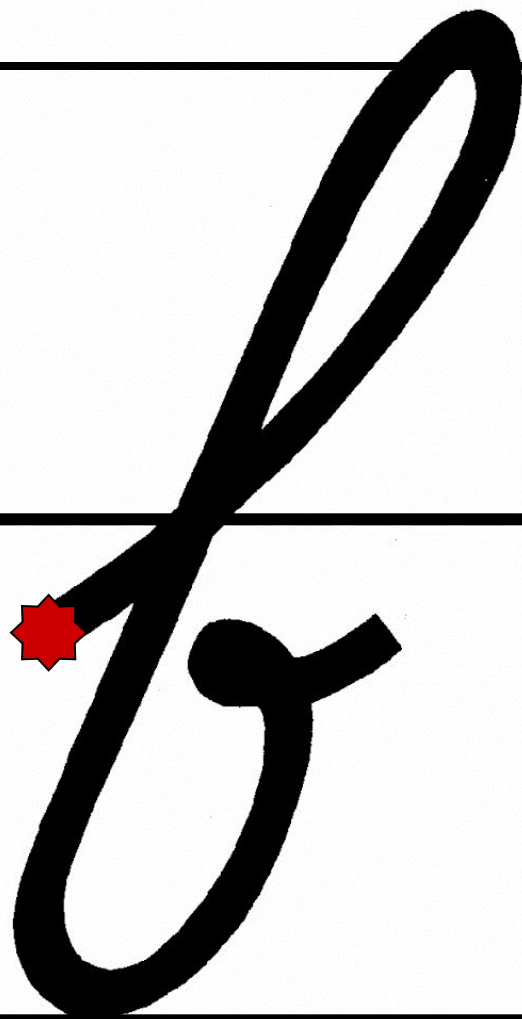


B B

B b b

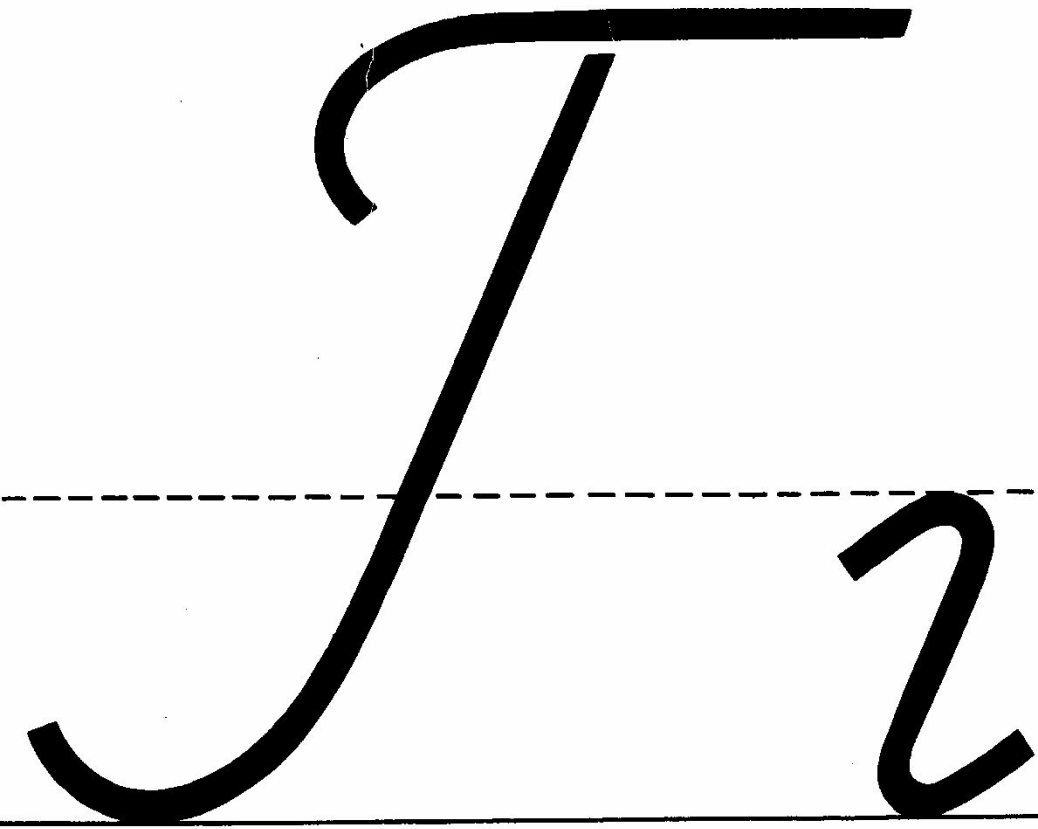







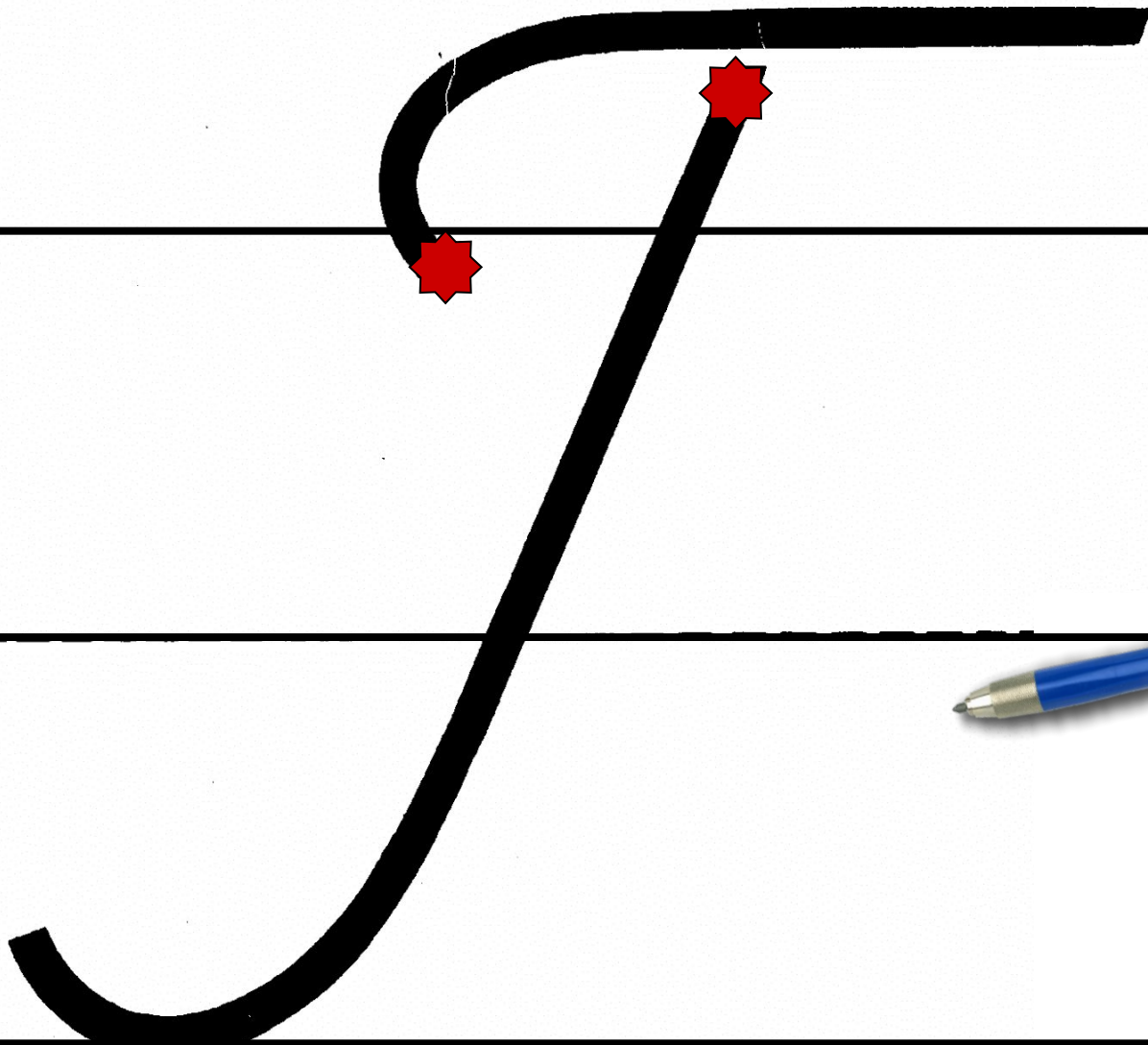
B





2





Дд





Dd



g





E e

E

e



e



É



E e

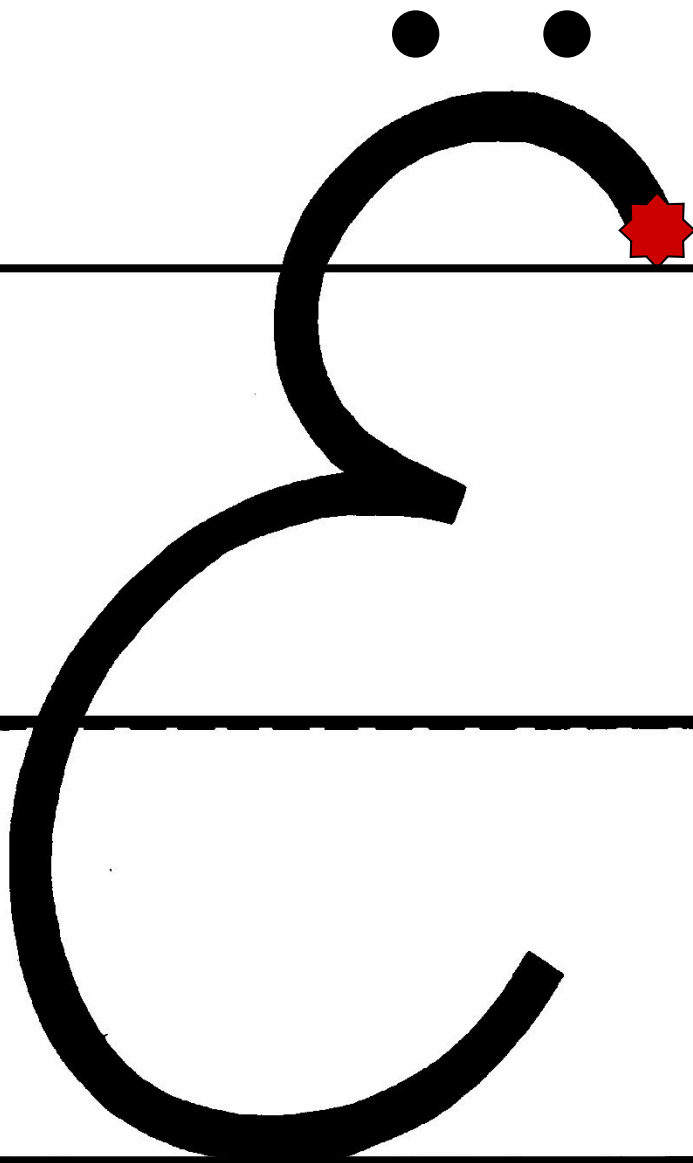
Ë

ë



e





Ж ж


Ж

ж

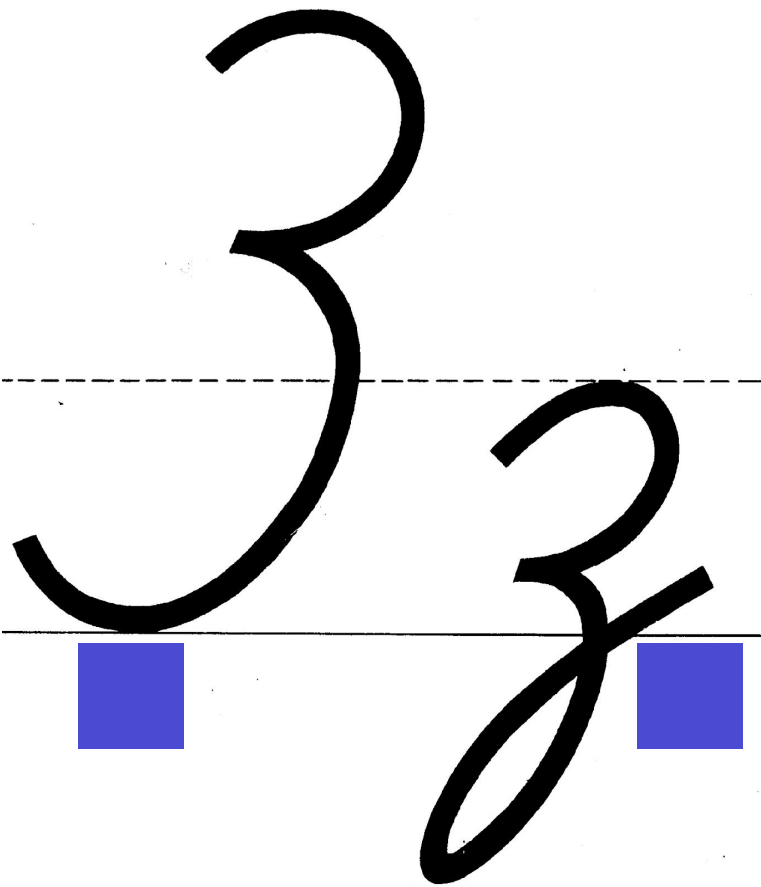


2K





3 3



3



3



И И

И И

и и





u



21





Handwriting practice lines with a cursive letter 'u' and a pen illustration.



Handwritten cursive letter 'u'.



Kk

Kk



Handwritten cursive letter 'k' with two red starburst markers indicating stroke direction.



Handwritten cursive letter 'k' on a four-line grid. Two red starburst markers indicate the starting points of the strokes: one at the top of the vertical stem and another at the junction where the stem meets the loop.



Лл

Л

л



Handwritten letter 'k' on a four-line grid. A red starburst is at the starting point of the letter on the bottom line.



Handwritten cursive letter 'A' on a four-line grid. A red starburst marks the starting point at the bottom left of the letter.



M M

M M


m m



π



Handwritten cursive letters 'M' and 'A' on a four-line grid. A red starburst marks the starting point of the 'M' at the bottom left line.



Н Н

Н


Н



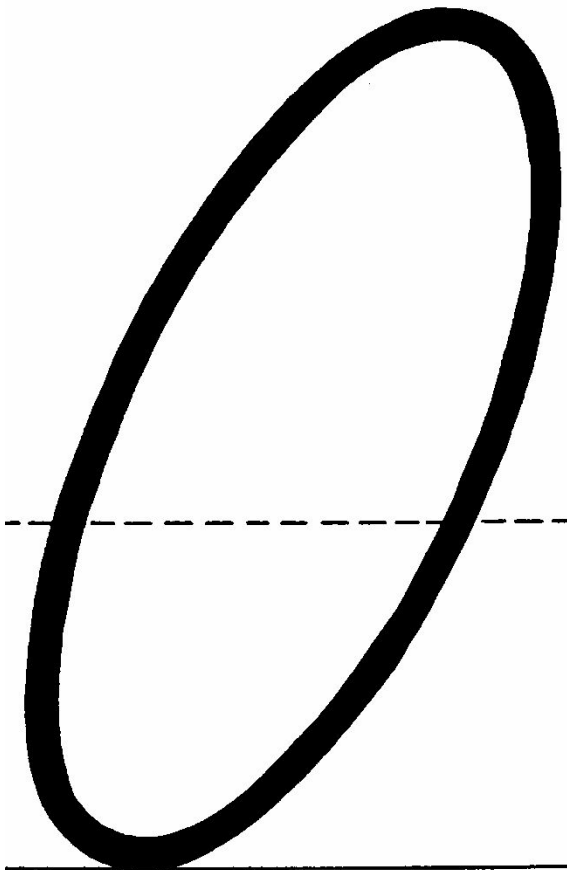



Handwritten letter 'H' on a four-line grid. A red starburst is placed at the top of the left vertical stroke, indicating the starting point for writing.



H





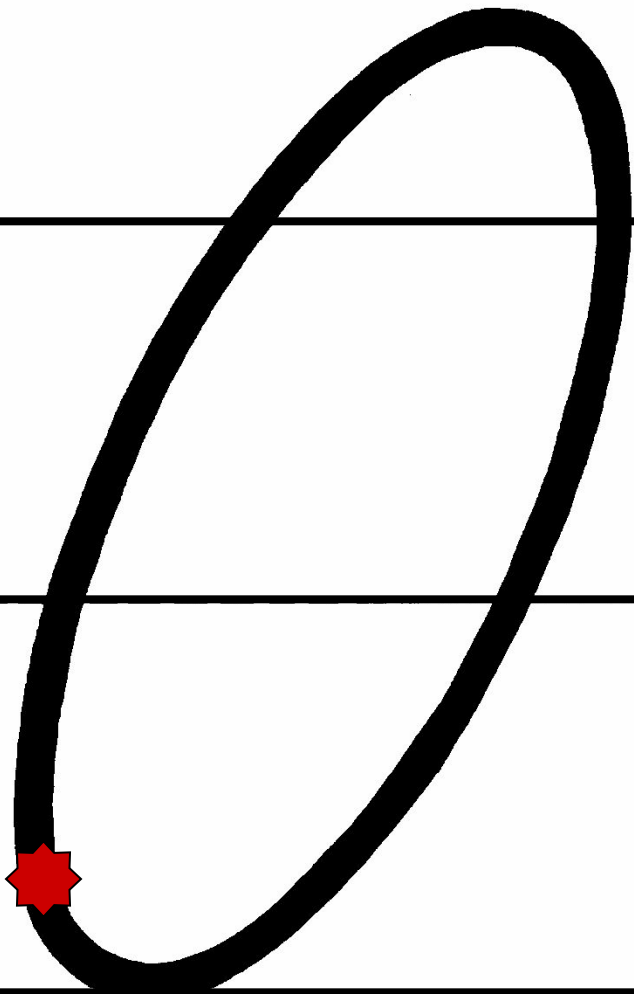


0

o









H h




12

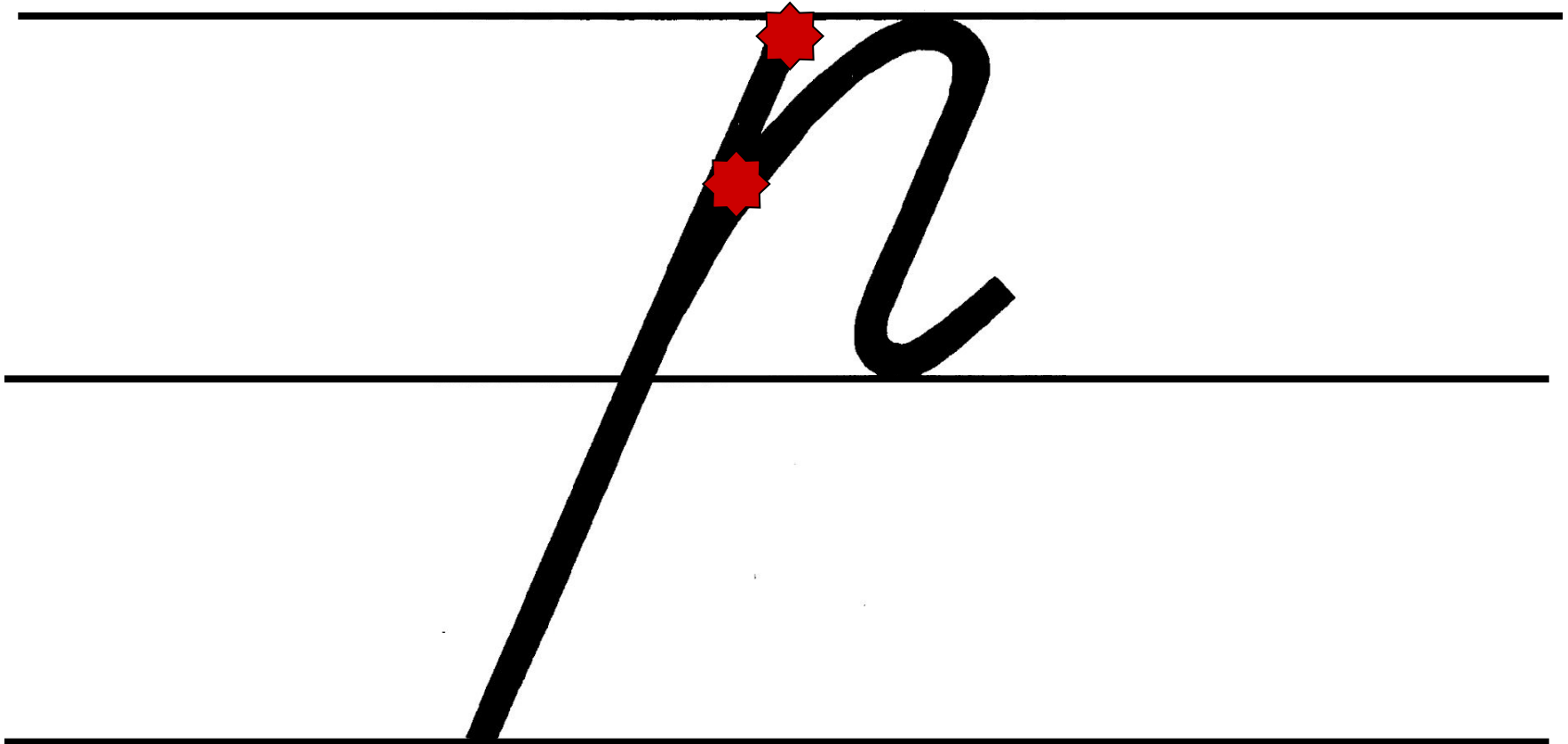


Handwritten cursive letter 'N' on a four-line grid. The letter is black and features three red star-shaped markers at the top of the left curve, the top of the first vertical stroke, and the top of the second vertical stroke.



Pp





F



Cc

C


c



C



£



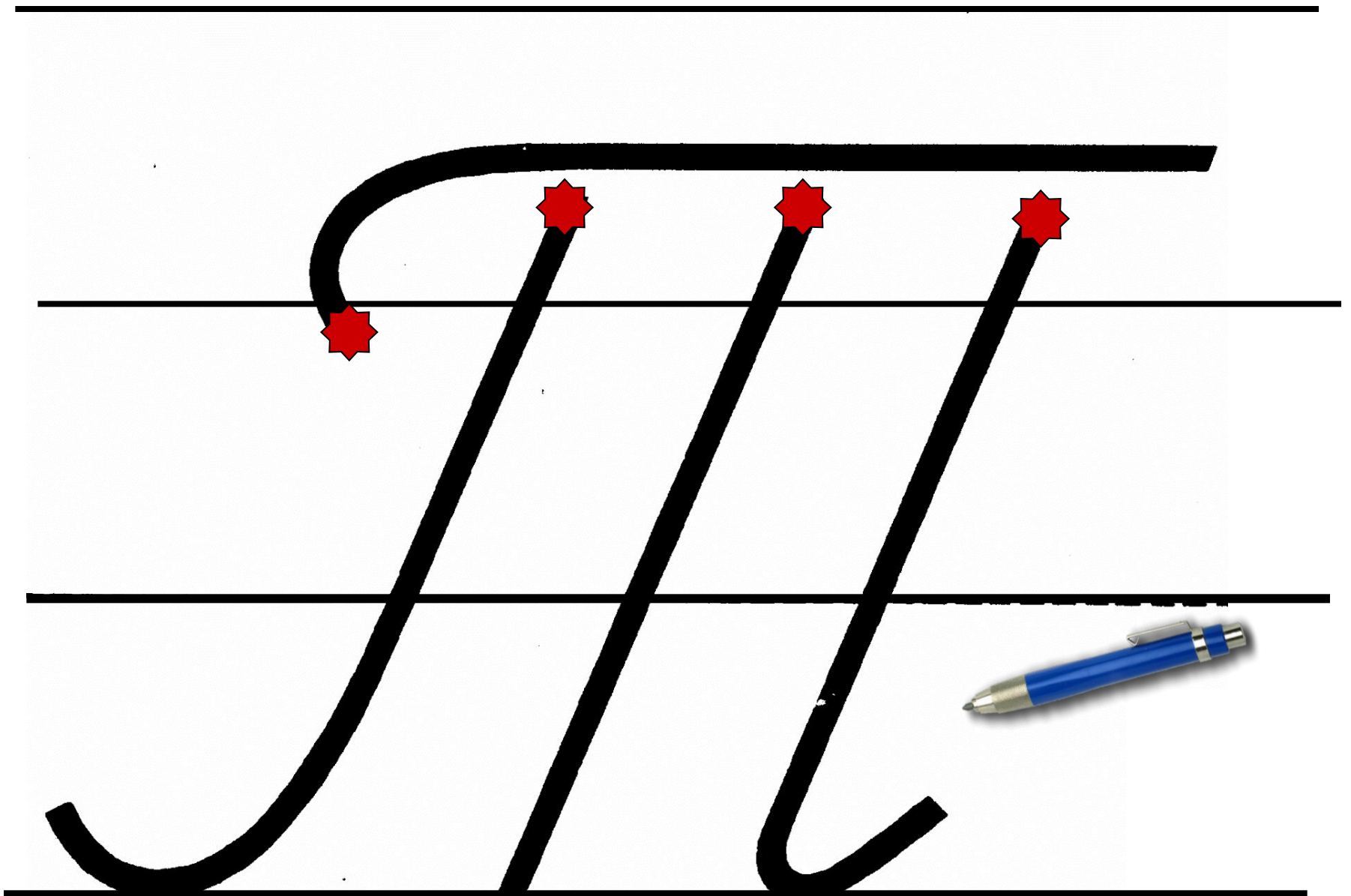
T t

T t



Handwritten cursive letter 'm' on a four-line grid. A red starburst icon is placed at the top of the first vertical stroke, indicating the starting point for writing.





yy

y y




y







g



Ф ф







X x

X




x



x






Ц ц

Ц ц

Ц ц



Uy



Handwritten cursive letters 'D' and 'y' on a set of five horizontal lines. A red starburst icon is placed at the top of the 'D' to indicate the starting point of the stroke.



44

4

4





2



2






Handwritten cursive letters 'm' and 'n' on a four-line grid. A red starburst icon is placed at the top of the first 'm' stroke, indicating the starting point for writing.



21





Щ щ

Щ щ





u y



W





7



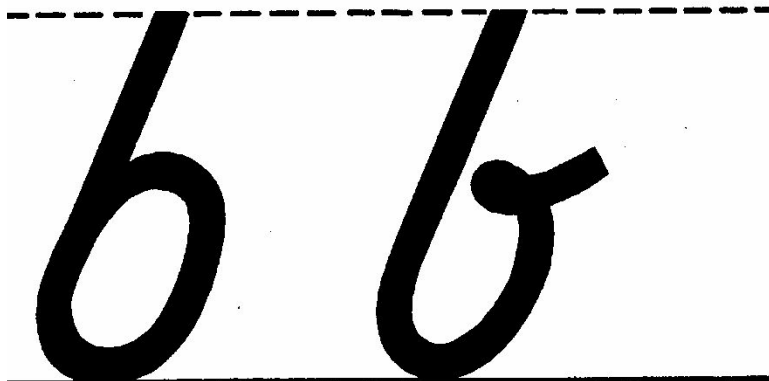

Ы

Ы



64





6



6



Э э

Э э





Handwriting practice for the letter 'f' on a four-line grid. The letter is drawn in thick black ink. Two red starburst markers indicate the starting points for the two strokes: the top curve and the horizontal crossbar.




Ю ю

Ю

Ю Ю



HO



10



10




Яя

Я


я



g



g



Используемые материалы:

1. Голованов Ф.Г. *Демонстрационные карточки печатных и письменных букв*. М., Просвещение, 1971 г.
2. <http://www.lenagold.ru/fon/clipart/k/kar/karanda16.png> (картинка с изображением ручки)
3. www.it-n.ru/communities.aspx?cat_no=5025&lib_no=23224&tmpl=lib (шаблон с изображением школьной доски)



Завершить показ