

Poet Portfolio

Here is where your presentation begins



Contents of this template

This is a slide structure based on a portfolio presentation

You can delete this slide when you're done editing the presentation

<i>Fonts</i>	To view this template correctly in PowerPoint, download and install the fonts we used
<i>Used and alternative resources</i>	An assortment of graphic resources that are suitable for use in this presentation
<i>Thanks slide</i>	You must keep it so that proper credits for our design are given
<i>Colors</i>	All the colors used in this presentation
<i>Icons and infographic resources</i>	These can be used in the template, and their size and color can be edited
<i>Editable presentation theme</i>	You can edit the master slides easily. For more info, click here

For more info:

[Slidesgo](#) | [Slidesgo School](#) | [FAQs](#)

You can visit our sister projects:

[Freepik](#) | [Flaticon](#) | [Storyset](#) | [Wepik](#) | [Vidfy](#)

The background is a light purple color with various decorative elements. There are several birds in flight, some leaves, and a yellow flower with purple petals on the right side. There are also small white plus signs scattered throughout.

Table of contents

01

About me

You can describe the topic
of the section here

02

What I do

You can describe the topic
of the section here

03

My experience

You can describe the topic
of the section here

04

My work

You can describe the topic
of the section here

The background is a solid light purple color with several large, soft-edged, darker purple wavy shapes. Scattered throughout are various decorative elements: several small black birds in flight, a blue and white leaf-like shape at the top center, a large yellow and orange feather on the right, a white scroll on the left, and a white scroll on the bottom right. There are also several small white plus signs scattered across the background.

01

About me

You can enter a subtitle here if you need it

The background is a soft, light purple color with several decorative elements: small white plus signs scattered throughout, dark purple birds in flight, a branch with purple flowers and leaves at the top left, a branch with brown leaves at the top right, and two stylized plants at the bottom. The plant on the left has yellow and blue leaves in a purple pot, while the plant on the right has a single yellow leaf in a purple pot. The text is centered in a white, elegant script font.

About me

You can give a brief description of the topic you want to talk about here. For example, if you want to talk about Mercury, you can say that it's the smallest planet in the entire Solar System

A close-up photograph of a person's hands writing in a spiral-bound notebook. The person is holding a light-colored pen. The notebook page has some handwritten text in Spanish. The background is softly blurred, showing what appears to be a person's arm and shoulder. The image is decorated with several purple and blue elements: a large purple leaf on the left, several small purple birds in flight, and small white plus signs scattered throughout. A purple rounded rectangle in the upper right contains the text.

*A picture is worth
a thousand words*

Cuando pienso
Hay veces de grado juntos del campo
Me encanta estar con mis amigos.

Values



Mercury

Mercury is the closest planet to the Sun and the smallest one



Venus

Venus has a beautiful name and is the second from the Sun



Mars

Despite being red, Mars is a cold place. It's full of iron oxide dust

What I do



Mercury

Mercury is the closest planet to the Sun and the smallest one in the Solar System—it's only larger than the Moon



Venus

Venus has a beautiful name and is the second planet from the Sun. It's hot and has a poisonous atmosphere

Parts of the poem

1

Title

Mercury is the closest to the Sun and the smallest

2

Body

Venus has a nice name, but also high temperatures

3

Plot

Despite being red, Mars is actually a cold place

4

Conclusion

Jupiter is the biggest planet in the Solar System

*A picture always
reinforces the concept*

Images reveal large amounts of data,
so remember: use an image instead of
a long text. Your audience will
appreciate it



My resume

Introduction

Saturn is a gas giant and has several rings. It's composed mostly of hydrogen and helium

Education

2015 - 2019	Mention the institution List your studies here
2020 - 2022	Mention the institution List your studies here

Skills

Mars



30%

Despite being red, Mars is actually a cold place

Mercury



70%

Mercury is the closest to the Sun and the smallest

Experience

Mercury

Mercury is the closest planet to the Sun



Venus

Venus is the second planet from the Sun



Jupiter

Jupiter is the biggest planet of them all

Saturn

Saturn is a gas giant and has rings

Types of poems I've written

30%

Mercury

Mercury is the closest planet to the Sun

20%

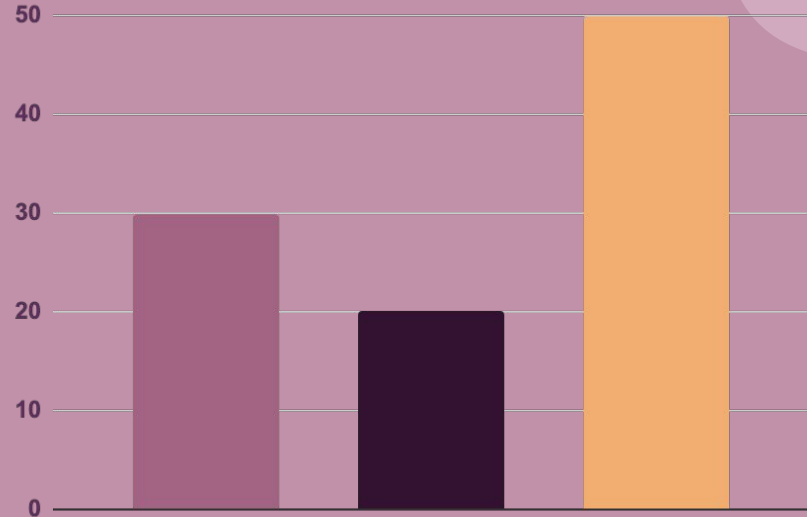
Venus

Venus is the second planet from the Sun

50%

Mars

Despite being red, Mars is a cold place



Follow the link in the graph to modify its data and then paste the new one here. **For more info, click here**

Awesome words



My work
- Area 1





Project 1

Mercury is the closest planet to the Sun and the smallest one in the Solar System—it's only a bit larger than our Moon. The planet's name has nothing to do with the liquid metal, since Mercury was named after the Roman messenger god

Project awards

<i>Year</i>	2019	2020	2021
<i>Awards</i>	Mercury	Jupiter	Saturn
<i>Information</i>	Mercury is the closest planet to the Sun	Jupiter is the biggest planet of them all	Saturn is a gas giant and has several rings



9h 55m 23s

Jupiter's rotation period

333,000

The Sun's mass compared to Earth's

386,000 km

Distance between Earth and the Moon





My work
- Area 2

Project 2

The background is a solid light purple color. It is decorated with several stylized elements: dark purple birds in flight, white plus signs, a large yellow leaf with a brown stem, a white rolled-up scroll, a blue leaf, and a purple flower with white buds. There are also some dark purple teardrop shapes scattered around.

Do you know what helps you make your point clear?

Lists like this one:

- They're simple
- You can organize your ideas clearly
- You'll never forget to buy milk!

And the most important thing: the audience won't miss the point of your presentation ever again

Project areas



Venus

Venus is the second planet from the Sun



Mars

Despite being red, Mars is a cold place



Jupiter

It's the biggest planet in the Solar System



Saturn

Saturn is a gas giant and has several rings

150,000

Big numbers catch your audience's attention



Another projects



Mercury

Mercury is the closest to the Sun



Venus

Venus is the second planet from the Sun



Mars

Mars is actually a very cold place



Jupiter

Jupiter is the biggest planet of them all



Saturn

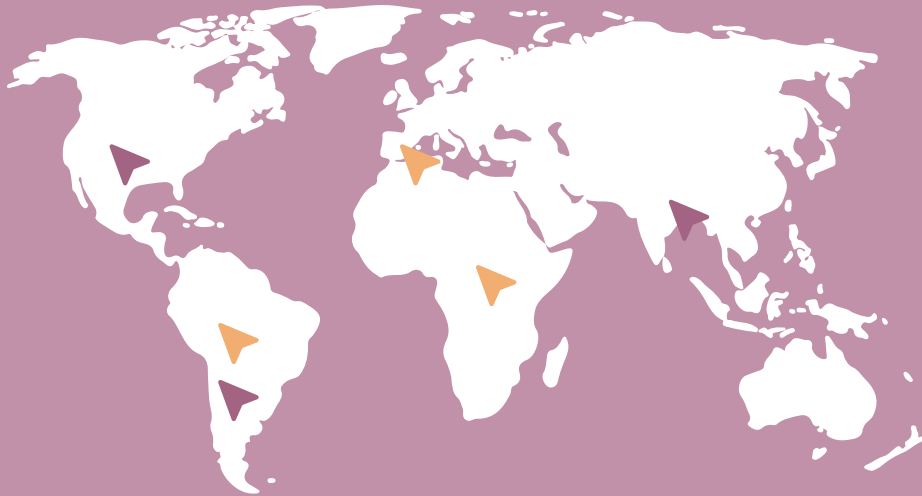
Saturn is a gas giant and has rings



Neptune

Neptune is far away from Earth

Projects around the world



Mars

▶ Despite being red, Mars is a cold place. It's full of iron oxide dust

Venus

▶ Venus has a beautiful name and is the second planet from the Sun

Desktop portfolio

You can replace the image on the screen with your own work. Just right-click on it and select **"Replace image"**



Contact

Do you have any questions?
youremail@freepik.com
+91 620 421 838
yourwebsite.com



CREDITS: This presentation template was created by **Slidesgo**, including icons by **Flaticon** and infographics & images by **Freepik**

Please keep this slide for attribution

Icon pack




Alternative resources

Here's an assortment of alternative resources whose style fits the one of this template:

Vector

- Flat world poetry day background I
- Flat world poetry day background II



Resources

Did you like the resources on this template? Get them for free at our other websites:

Vector

- Flat world poetry day background I
- Flat world poetry day illustration I
- Flat world poetry day illustration II
- Flat world poetry day background II

Photo

- Close up hand writing on notebook
- Young writer taking notes

Icon

- Literature | Flat

Instructions for use

If you have a free account, in order to use this template, you must credit [Slidesgo](#) by keeping the [Thanks](#) slide. Please refer to the next slide to read the instructions for premium users.

As a Free user, you are allowed to:

- Modify this template.
- Use it for both personal and commercial projects.

You are not allowed to:

- Sublicense, sell or rent any of Slidesgo Content (or a modified version of Slidesgo Content).
- Distribute Slidesgo Content unless it has been expressly authorized by Slidesgo.
- Include Slidesgo Content in an online or offline database or file.
- Offer Slidesgo templates (or modified versions of Slidesgo templates) for download.
- Acquire the copyright of Slidesgo Content.

For more information about editing slides, please read our FAQs or visit Slidesgo School:

<https://slidesgo.com/faqs> and <https://slidesgo.com/slidesgo-school>

Instructions for use (premium users)

As a Premium user, you can use this template without attributing [Slidesgo](#) or keeping the [Thanks](#) slide.

You are allowed to:

- Modify this template.
- Use it for both personal and commercial purposes.
- Hide or delete the “Thanks” slide and the mention to Slidesgo in the credits.
- Share this template in an editable format with people who are not part of your team.

You are not allowed to:

- Sublicense, sell or rent this Slidesgo Template (or a modified version of this Slidesgo Template).
- Distribute this Slidesgo Template (or a modified version of this Slidesgo Template) or include it in a database or in any other product or service that offers downloadable images, icons or presentations that may be subject to distribution or resale.
- Use any of the elements that are part of this Slidesgo Template in an isolated and separated way from this Template.
- Register any of the elements that are part of this template as a trademark or logo, or register it as a work in an intellectual property registry or similar.

For more information about editing slides, please read our FAQs or visit Slidesgo School:

<https://slidesgo.com/faqs> and <https://slidesgo.com/slidesgo-school>

Fonts & colors used

This presentation has been made using the following fonts:

Dancing Script

<https://fonts.google.com/specimen/Dancing+Script>

Ubuntu

<https://fonts.google.com/specimen/Ubuntu>

#5d2f5c

#####

#d1aac0

#a36483

#321131

#ab95bb

#a65e5d

#f2ae70

Storyset

Create your Story with our illustrated concepts. Choose the style you like the most, edit its colors, pick the background and layers you want to show and bring them to life with the animator panel! It will boost your presentation. Check out how it works.



Pana



Amico



Bro



Rafiki




Cuate

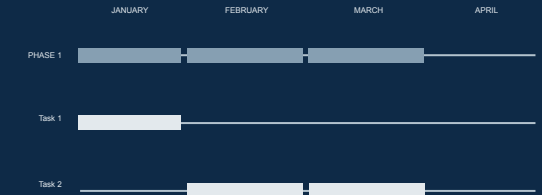
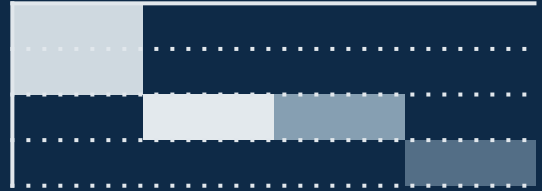
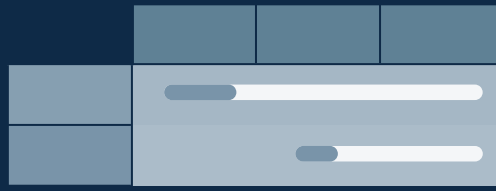

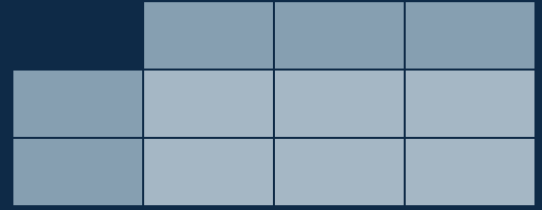

Use our editable graphic resources...

You can easily [resize](#) these resources without losing quality. To [change the color](#), just ungroup the resource and click on the object you want to change. Then, click on the paint bucket and select the color you want.




Group the resource again when you're done. You can also look for more [infographics on Slidesgo](#).











...and our sets of editable icons

You can resize these icons without losing quality.

You can change the stroke and fill color; just select the icon and click on the paint bucket/pen.

In Google Slides, you can also use Flaticon's extension, allowing you to customize and add even more icons.



Educational Icons



Medical Icons



Creative Process Icons



Performing Arts Icons



Nature Icons



SEO & Marketing Icons



