


**A**

**Listen, point and say.**



**1**



stand up

**2**



sit down

**3**



hands up

**4**



hands down

**5**



be quiet

**6**



make a line

A large, green, irregularly shaped thought bubble with a thin blue outline is centered on a light brown wood-grain background. Inside the bubble, the word "Game" is written in a bold, white, sans-serif font. At the bottom left of the main bubble, there are three smaller, overlapping green circles of decreasing size, also with thin blue outlines, suggesting a trail or a sequence of thoughts.

**Game**

Let's touch the correct  
picture: Stand up.





Let's touch the correct  
picture: sit down.



Let's touch the correct  
picture: hands down.





Let's touch the correct  
picture: hands up.



Let's touch the correct  
picture: make a line.





Let's touch the correct  
picture: be quite.





**B****1. Listen and read.**

THE CLASS IS PLAYING THE  
"TEACHER SAYS" GAME...

Teacher says:  
sit down, please.

**B****1. Listen and read.**

Teacher says:  
hands up, please.

**B****1. Listen and read.**

Teacher says:  
make a line, please.



## 2. Listen and follow





A large, green, irregularly shaped thought bubble with a thin blue outline is centered on a light brown wood-grain background. Inside the bubble, the text "Practice at class." is written in a bold, white, sans-serif font. Below the main bubble, there are three smaller green circles of decreasing size, also with thin blue outlines, arranged in a vertical line to suggest a thought process or a trail of bubbles.

**Practice at  
class.**



### 3. Practice the structure.



## STRUCTURE

Stand up, please.

Make a line, please.



**Listen. Sing along.**



**Stand up, please.  
Stand up, please.  
Sit down, please.  
Sit down, please.  
Hands up, please.  
Hands up, please.  
Hands down, please.  
Hands down, please.  
Be quiet, please.  
Be quiet, please.  
Make a line, please.  
Make a line, please.**





## PRONUNCIATION TIP

Intonation: Commands *"Stand up, please."*



**D** Draw lines. Practice, point and say.

Hands up, please.



hands



sit



make a



hands



stand



be



quiet



up



down



up



line









down

Answer

# **D** Draw lines. Practice, point and say.

Hands up, please.

1	2	3	4	5	6
					
hands	sit	make a	hands	stand	be

quiet	up	down	up	line	down
-------	----	------	----	------	------

Connections shown by lines:

- Red dashed line: hands (1) to quiet
- Green solid line: sit (2) to up
- Green solid line: make a (3) to down
- Green solid line: hands (4) to up
- Green solid line: stand (5) to line
- Green solid line: be (6) to down

**Team A**

**Team B**





**E** Play the “Teacher says” game.





**Listen, point and say.**



**Aa Bb Cc Dd Ee Ff Gg Hh Ii**  
**Jj Kk Ll Mm Nn Oo Pp Qq Rr**  
**Ss Tt Uu Vv Ww Xx Yy Zz**



B

# 1. Listen and read.



THE CHILDREN ARE LEARNING THE ALPHABET...

What letter is this?

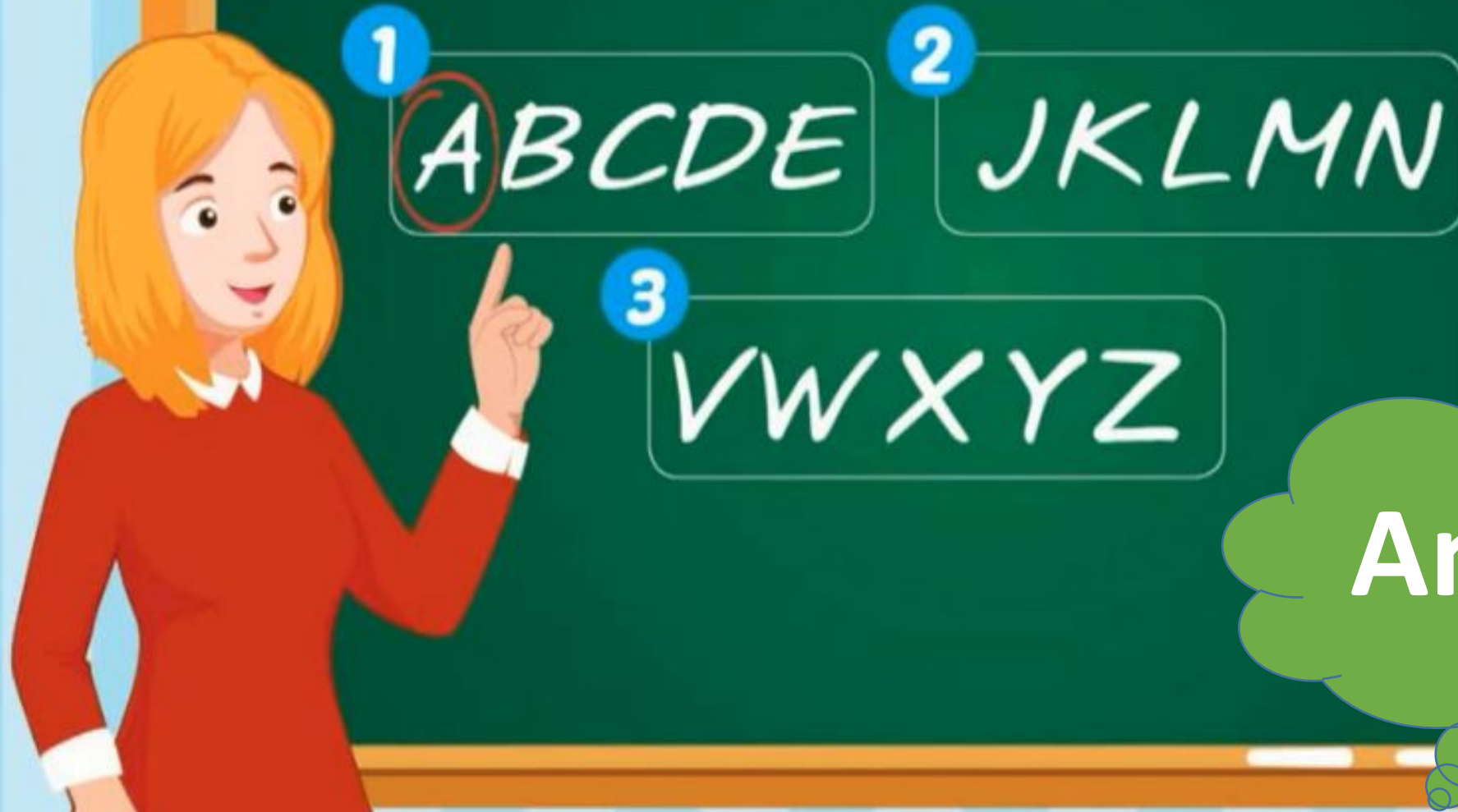
ABCDE JKLMN  
VWXYZ

It's letter A.





2. Listen and circle.



Answer





1

A B C D E

2

J K L M N

3

V W X Y Z



### 3. Practice the structure.



#### STRUCTURE

What letter is this?

It's letter **A**.

It's = It is




**Team A**

What letter  
is this?



**Team B**

It's...





 **Listen. Sing along.** 

 The alphabet song  
Let's sing the alphabet song.



## PRONUNCIATION TIP

Don't forget the 's' sound. *"What letter is this<sup>s</sup>?"*



# **D** Write the letters. Practice. Point, ask and answer.

What letter is this?

It's letter B.

1

A B C

2

D F

3

H J

4

L M

5

P Q

6

X Y

**E** Say your name. Spell your name. Write your name.

Tom. T-O-M.



A large, empty speech bubble with a yellow border and a tail pointing towards the bottom left. Inside the bubble, there are three horizontal lines for writing: a solid top line, a dashed middle line, and a solid bottom line.

**A**

**Listen, point and say.**



**1**



Tom

**2**



Alfie

**3**



Mai

**4**



Nick



Let's touch the correct  
picture. Who's Tom?



Let's touch the correct  
picture. Who's Alfie?



Let's touch the correct  
picture. Who's Nick?





Let's touch the correct picture. Who's Mai?



**TOM AND HIS FRIENDS MEET  
AN ALIEN IN THE PLAYGROUND...**




Hello, my name's Tom.  
What's your name?

Hello, my name's Alfie!



Nice to meet you.

Nice to meet  
you, too.





## 2. Listen and number.



**TOM AND HIS FRIENDS MEET AN ALIEN IN THE PLAYGROUND...**

Hello, my name's Tom.  
What's your name?

Hello, my name's Alfie!

1

Nice to meet you.

Nice to meet you, too.



### 3. Practice the structure.



#### STRUCTURE

Hello, my name's **Tom**. What's your name?


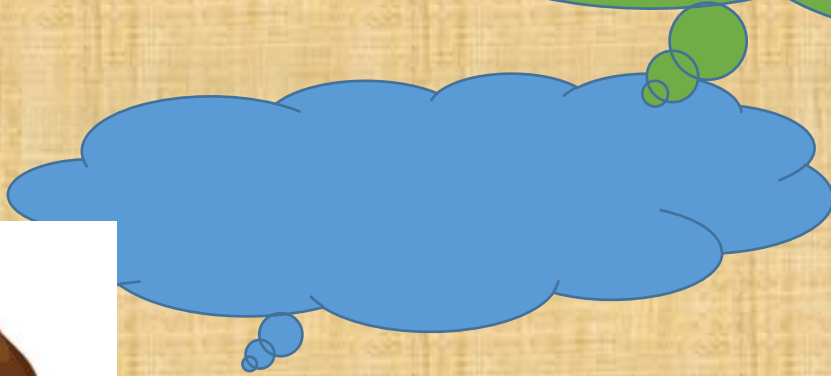
My name's **Alfie**. Nice to meet you.

Nice to meet you, too.

What's = What is

name's = name is

# Game: Practice





**Listen. Sing along.**



**Hello, what's your name?**

**My name's Tom.**

**Hello, what's your name?**

**My name's Alfie.**

**Hello, what's your name?**

**My name's Mai.**

**Hello, what's your name?**

**My name's Nick.**

**Nice to meet you.**

**Nice to meet you too.**







## PRONUNCIATION TIP

Stress: "What's ***your*** name?"




**Listen and tick (✓) the box. Practice. Ask and answer.**




Hello, what's your name?


My name's Kim.


1

  
☐


  
☒

2

  
☐

  
☐

3

  
☐

  
☐

4

  
☐

  
☐



# Play the “Chain” game.

Hello, my name's Tom.  
What's your name?

My name's Harry.



Hello, my name's Harry.  
What's your name?

My name's Nick.





**A**

**Listen, point and say.**



Alpha



Greenwood



River Town



home

Let's touch the correct  
picture: Alpha



Let's touch the correct  
picture: greenwood





Let's touch the correct  
picture: home







2. Listen and draw lines.




1



2



3



Answer




1



2



3



### 3. Practice the structure.



#### STRUCTURE

Where are you from?

I'm from Alpha.

Where's she from?

She's from Greenwood.

I'm = I am

He's = He is

She's = She is





**Listen. Sing along.**



**Where are you from?  
I'm from Alpha.  
Where's she from?  
She's from Greenwood.  
Where's he from?  
He's from River Town.  
Where's she from?  
She's from Maple City.**







## **PRONUNCIATION TIP**

Natural English: "Where are you..."  
How do the sounds change?



**Listen and circle. Practice.**  
**Point, ask and and answer.**



Where's he from?

He's from Greenwood.

1



A



B

2



A



B

3



A



B

4



A



B



**Play the “Follow the lines” game. Ask your friends.**



She

Where's she from?

She's from Greenwood.



You



He



Your friend





Aa

## NEW WORDS

Listen, point and say.



1

1

one

2

2

two

3

3

three

4

4

four

5

5

five

6

6

six

7

7

seven

8

8

eight

9

9

nine

10

10

ten

Let's touch the  
number: seven

1

6

3

8

4

9

5

2

7

10

Let's touch the  
number: two

1

6

3

8

4

9

5

2

7

10



Let's touch the  
number: one

1

6

3

8

4

9

5

2

7

10

Let's touch the  
number: five

1

6

3

8

4

9

5

2

7

10

Let's touch the  
number: three

1

6

3

8

4

9

5

2

7

10



Let's touch the  
number: four

1

6

3

8

4

9

5

2

7

10

Let's touch the  
number: ten

1

6

3

8

4

9

5

2

7

10





## LISTENING

Listen and circle.



A VISITOR IS COMING TO VINH'S SCHOOL...



1

8

4

2

9

5

3

7

10



My name's Vinh.

I go to Nguyen Hue primary school.

What's the name of your school?





## USEFUL LANGUAGE

How old are you? I'm eight.



## READING

**Read and circle “True” or “False”.**



### Vinh and Kim

Vinh: Hello, Phong. I'm eight. How old are you?

Phong: I'm seven. How old are you, Kim?

Kim: I'm five.

1. Vinh is six.

True

False

2. Phong is seven.

True

False

3. Kim is five.

True

False





## SPEAKING

**Practice. Point, ask and answer.**







## WRITING

**Look and write sentences.**

### Student information

Name: Nguyen Quang Vinh

Age: Eight

Home: 57 Nguyen Trong Tuyen,  
Ho Chi Minh City

School: Nguyen Hue

Class: 2A1

### Student information

Name: .....

Age: .....

Home: .....

.....

School: .....

Class: .....



## LISTENING

Listen and draw lines.



Tom

Nick

Mai

Kim

Alfie





## READING & WRITING

Look and read. Put a tick (✓) or a cross (✗) in the box.

### Example



I'm seven.

1



I'm from Greenwood.

2



I'm from River Town.

3



I'm nine.





**SONG**

**Turn to page 102.  
Listen. Sing along.**



## **Alfie Is an Alien**

**Hi, my name's Tom.  
My name's Nick.  
My name's Mai.  
And my name's Alfie!**

**Alfie is an alien.  
Alfie is an alien.  
Alfie is an alien.  
He's an alien boy.**

**Alfie has a spaceship.  
Alfie has a spaceship.  
Alfie has a spaceship.  
He's a flying spaceship boy.**

**Alfie is from Alpha.  
Alfie is from Alpha.  
Alfie is from Alpha.  
He's a planet Alpha boy.  
He's a planet Alpha boy.**





GAME

Play the "Connect three" game.

Pair 1

vs.

Pair 2



What letter  
is this?

D

T

G

W

It's letter (D).

What's (his)  
name?

Tom



You

Mai



Alfie



(His) name's  
(Tom).

Where (is) (he)  
from?


Alpha



Greenwood



River Town



(He)'(s) from  
(Alpha).

How old  
(is) (she)?

10



8



You



8



(She)'(s)  
(ten).