
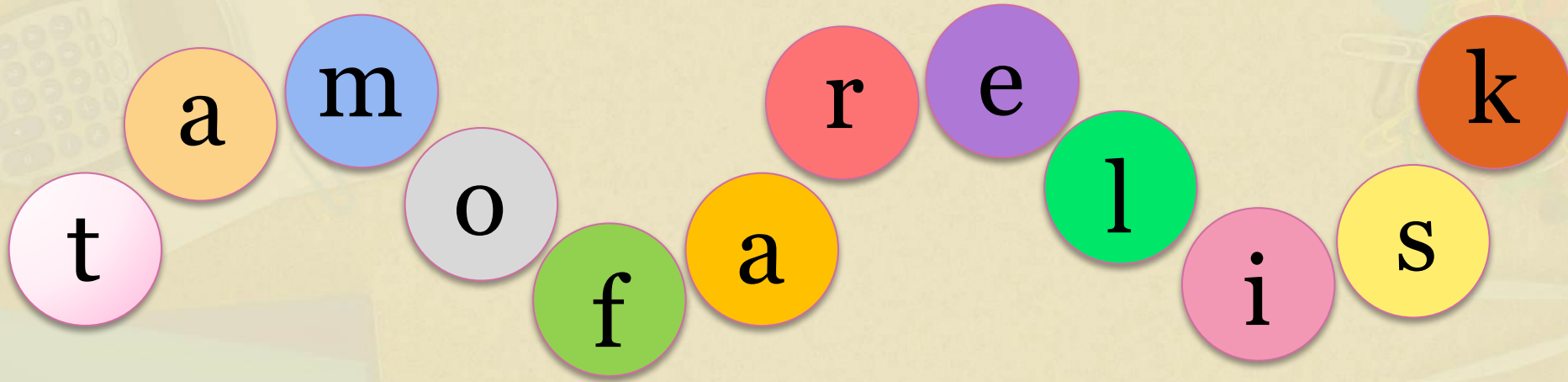


TO BE





В этих бусинках спрятались формы глагола  
to be. Найди и назови их.



**Соедини линиями.**

**I**  
**You**  
**He**  
**She**  
**It**  
**We**  
**They**

**am**

**is**

**are**



# Фразы разлетелись и перепутались. Догадайся, что было написано.



I

is an actress.

You

is a driver.

He

are workers.

She

are a teacher.

They

am a dancer.



Сотнеси каждую картинку с предложением.

He is a student.

It is a kid.

You is a cook.

I am a pupil.

She is a queen.

They are trolls.

We are chicks.

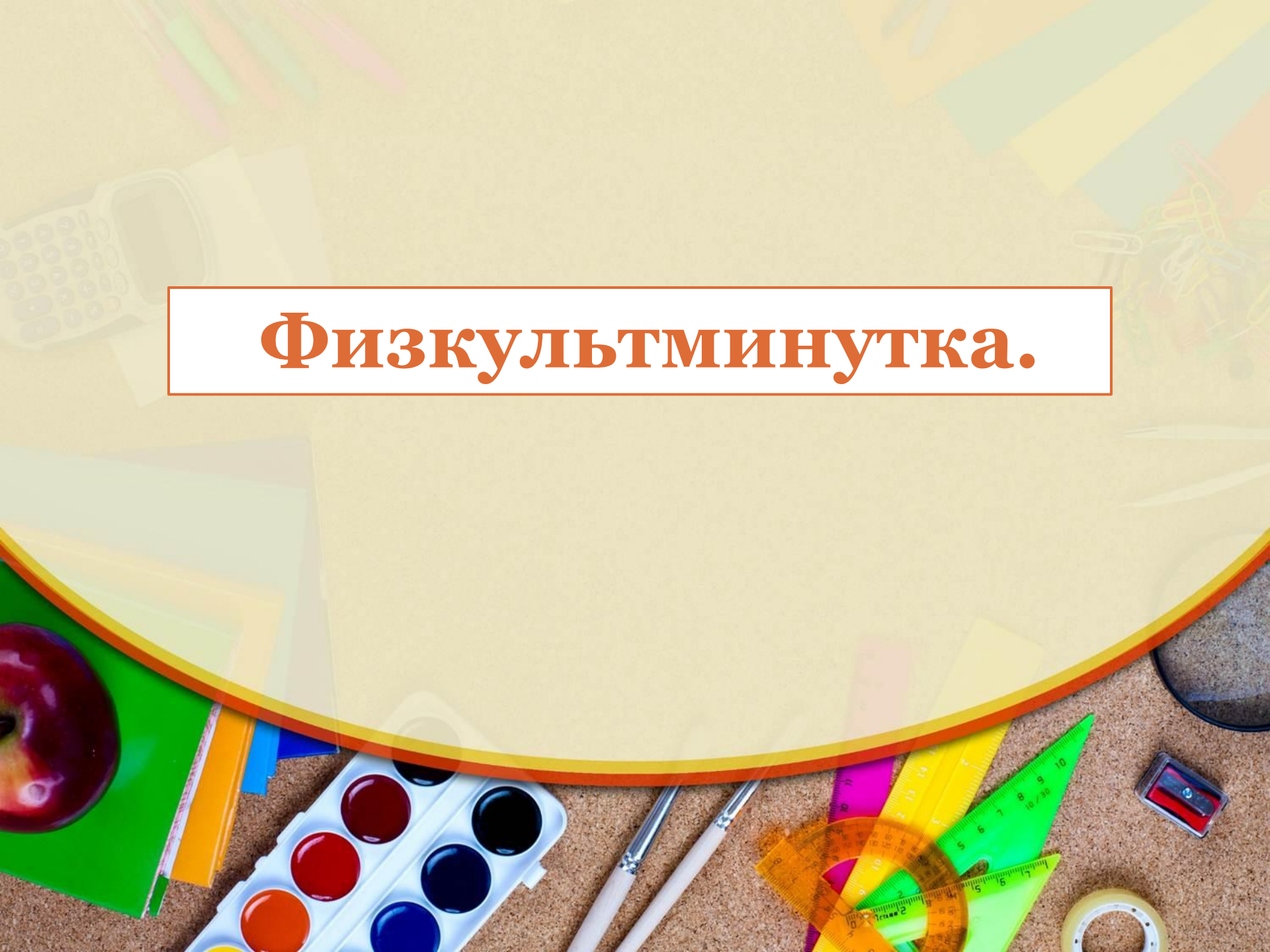
It is a cockerel.



## Выбери правильный ответ.

1. He **am/is/are** a doctor.
2. They **am/is/are** dancers.
3. I **am/is/are** an artist.
4. You **am/is/are** a cook.
5. She **am/is/are** a waitress.
6. He **am/is/are** a writer.
7. We **am/is/are** pupils.

# Физкультминутка.





# Вставь формы глагола to be.

1

This is Jenny. She ..... **is** ..... my cousin.

Hi Jenny! I ..... **am** ..... Dave.

2

..... **Are** ..... you a basketball player?

Yes, I ..... **am** .....

You ..... **are** ..... very tall!

3

..... **Is** ..... he a pirate?

Yes, ..... **he** ..... is.

Ha! Ha!

4

Who ..... **are** ..... they?

They ..... **are** ..... your friends, Brian, Dave and Jenny!

## Исправь ошибки, если они есть.

1. She are a doctor.
2. Mary am 7.
3. He are a boy.
4. We is children
5. They am wonderful.
6. My name are Tom.
7. She is ten.
8. My dog am big.

**Напиши о себе и о своем друге,  
используя следующие слова:**

**I am.....**

**He is.....**

**She is.....**



**Прочитай предложение и догадайся,  
как тебя похвалил Тайни за  
пройденные испытания:**

**You are clever!**

[www.gitzona.ru](http://www.gitzona.ru)

