


В АЭРОПОРТУ

Автор: Енин Денис Сергеевич, ученик 10
класса, МОУ СОШ №7, с. Преградного.









INFORMATION

**information office
information desk**



CUSTOMS

**custom officers
go through the Customs
get through customs**




PASSPORT CONTROL

**to get through passport control
to show hand luggage**



ARRIVAL

baggage reclaim
wait for the arrival



HALL

-booking office
-pay for the over-
weight luggage



CHECK - IN

check one's luggage in
to weigh one's luggage
check – in desk



DEPARTURE

at the departure lounge
to leave ... for

To fill in the declaration

CUSTOMS DECLARATION

* To be filled in by persons over 16.
 * To answer mark a cross in the appropriate box below
 * Keep for the whole duration of your temporary stay abroad/in the country and submit to the Customs on your way back. Not renewable in case of loss.

entry exit transit

1. Information on traveller:

family name (last name)	first name	second name
country of permanent residence	nationality	passport #
arrived from (country of departure)		leaving for (country of destination)

With me I have children under age

Yes No Number _____

2. Information on luggage:

2.1. Accompanied luggage, including hand luggage	<input type="checkbox"/> Yes <input type="checkbox"/> No	2.2. Unaccompanied luggage (a/s accompanying documents)	<input type="checkbox"/> Yes <input type="checkbox"/> No
_____ pieces.		_____ pieces.	

3. Information on merchandise:

With me and in my luggage I have items which are due to be declared and transportation of which across borders must be documentarily permitted by authorities:

3.1. National and other currency in cash, currency valuables, articles made of precious stones in any form or condition. Yes No

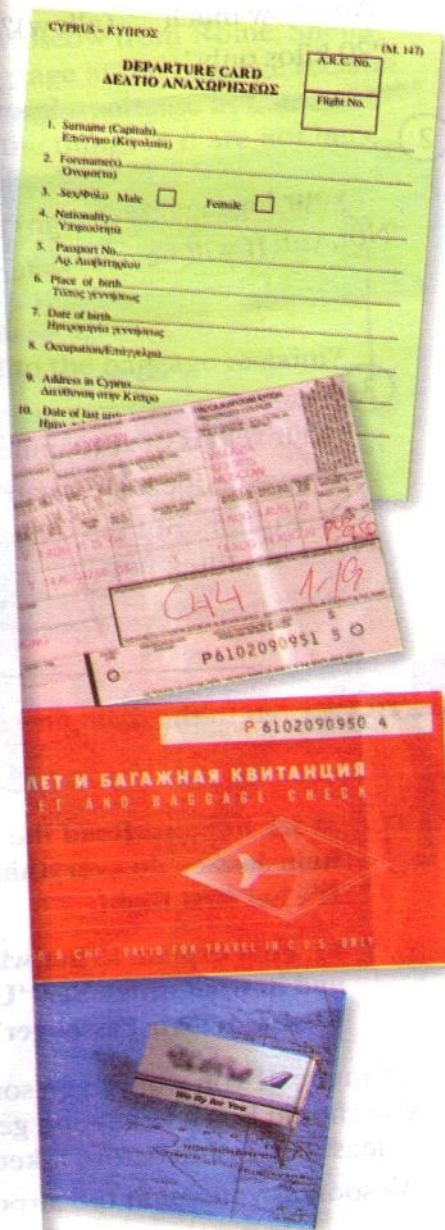
Description of currency, valuables or items	Total sum/Quantity	
	In figures	In words

3.2. Weapons of all descriptions, ammunition, explosives	<input type="checkbox"/> Yes <input type="checkbox"/> No	3.8. Wildlife objects, parts and products thereof	<input type="checkbox"/> Yes <input type="checkbox"/> No
3.3. Drugs and psychotropic substances	<input type="checkbox"/> Yes <input type="checkbox"/> No	3.9. High-frequency radio-electronic devices and means of communication	<input type="checkbox"/> Yes <input type="checkbox"/> No
3.4. Antiques and objects of art	<input type="checkbox"/> Yes <input type="checkbox"/> No	3.10. Goods subject to customs duties	<input type="checkbox"/> Yes <input type="checkbox"/> No
3.5. Printed editions and information media	<input type="checkbox"/> Yes <input type="checkbox"/> No	3.11. Temporarily admitted (exported) goods	<input type="checkbox"/> Yes <input type="checkbox"/> No
3.6. Poisonous and powerful medicines and substances	<input type="checkbox"/> Yes <input type="checkbox"/> No	3.12. Transportation unit	<input type="checkbox"/> Yes <input type="checkbox"/> No
3.7. Radioactive materials	<input type="checkbox"/> Yes <input type="checkbox"/> No		

Useful Tips for a First-Time Air Passenger

- 1 Get to the airport at least two hours before takeoff.
- 2 When you are at the airport, ask an airport official where you can get a customs declaration form. Fill it in. Write in printed letters. If you have currency, Russian money, jewellery, or antiques, you should write them down here.
- 3 Go to the check-in desk.
- 4 At the check-in desk, your ticket is checked and your luggage is weighed and registered. If it is overweight, you will have to pay an excess baggage charge. (Different companies allow from 20 to 25 kilos.)
- 5 Then you have to go through customs where your bags can be opened and checked. You can keep hand luggage with you, but the heavy luggage is taken to the baggage cabin.
- 6 When the airport official makes sure that everything is all right with your ticket and with your luggage weight, you are given a boarding pass. The number of your seat is printed on it.
- 7 The next step is passport control where your passport is checked.
- 8 When everything is done, you go to the departure lounge and wait till the number of your flight is announced.
- 9 Be careful not to miss the announcement of your flight and the number of the gate you should go to.
- 10 When you are at the right gate, the airport official checks your boarding pass and you are directed to the plane or taken by a special bus.

Have a nice flight!



Work with a partner

1. **Jessica:** I don't know where to check – in.

You: Ask anybody in uniform and say: “Excuse me, where is the check – in desk?”

2. **Jessica:** I don't know if I can keep my rucksack as hand luggage.

You: ...

3. **Jessica:** I don't know where to pay for the overweight luggage.

You: ...

4. **Jessica:** I don't know where to get a customs declaration form.

You: ...

5. **Jessica: I'm afraid I've spoilt the form. What shall I do?**

You:...

6. **Jessica: I have already got through passport control and I'm at the departure lounge. I want to call home but don't see any telephone here.**

You: ...

7. **Jessica: I've just heard an announcement, but I'm not sure if it is my flight or not.**

You:...



8. **Jessica: I need Gate №4, but I don't know where it is .**

You:...

9. **Jessica: I'm already on the plane and I'm awfully thirsty.**

You:...

Make up your story



The End!