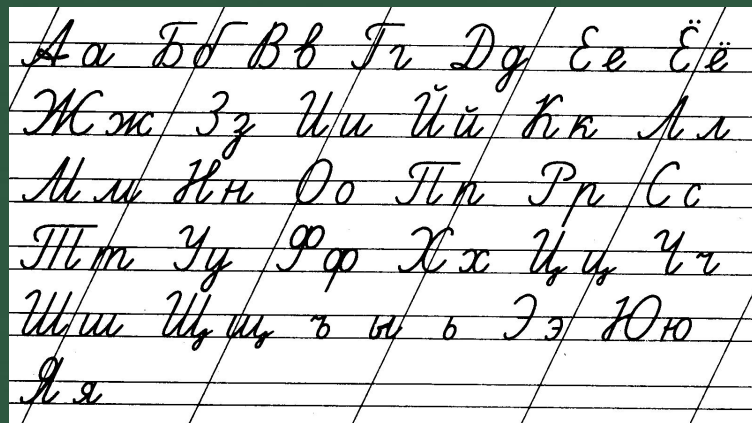


Анимированный плакат

Письменные буквы русского алфавита



Чулихина Е.А.

учитель начальных классов
МОУ «Малодубенская СОШ»

Орехово-Зуевского района Московской области

e.a@mail.ru



Аа Аа	Бб Бб	Вв Вв	Гг Гг	Дд Дд
Ее Ее	Ёё Ёё	Жж Жж	Зз Зз	Ии Ии
Й Й	Кк Кк	Лл Лл	Мм Мм	Нн Нн
Оо Оо	Пп Пп	Рр Рр	Сс Сс	Тт Тт
Уу Уу	Фф Фф	Хх Хх	Цц Цц	Чч Чч
Шш Шш	Щщ Щщ	Ъ Ъ	Ы Ы	Ь Ь
Ээ Ээ	Юю Юю	Яя Яя		


A a

A a



a



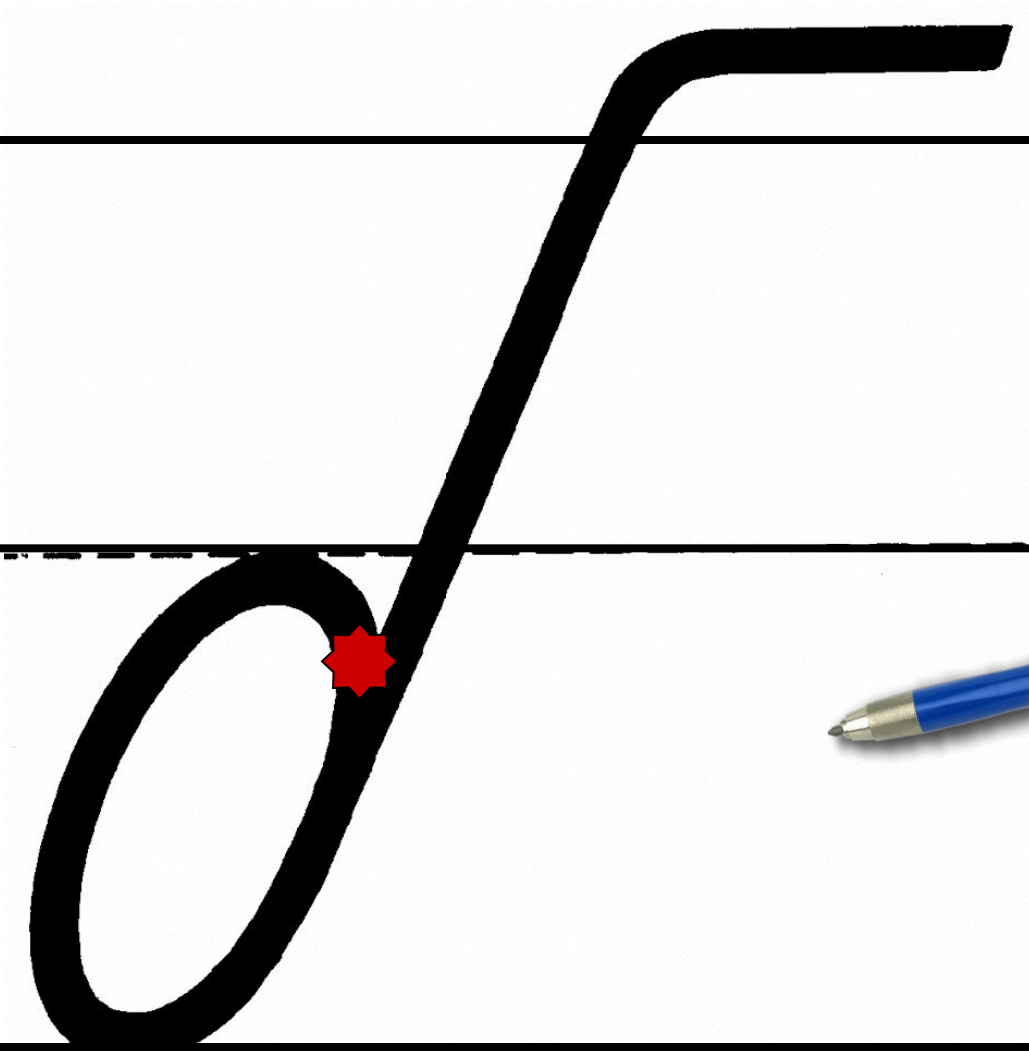



Б б

Б

б








B B

B b b






6



B



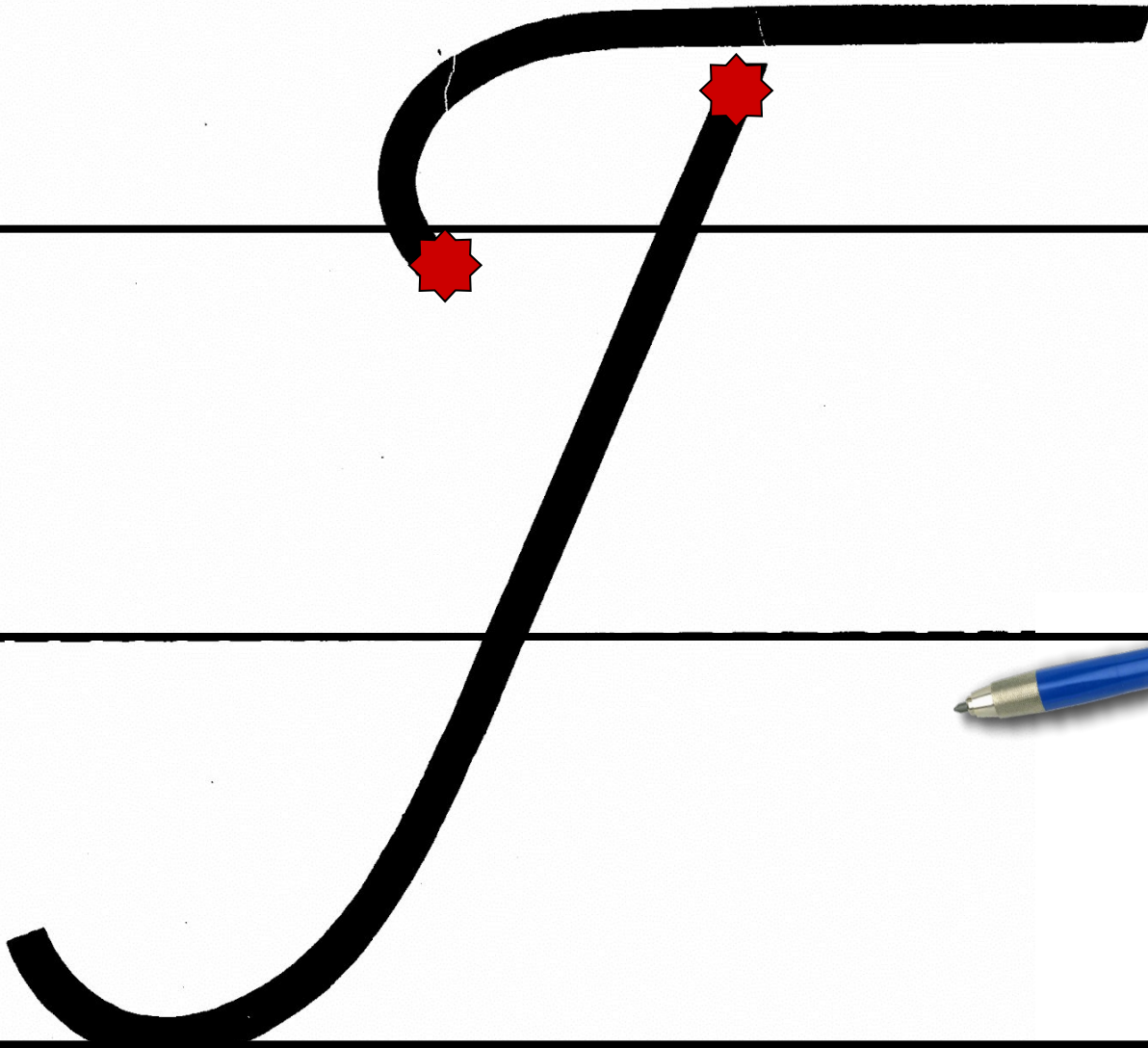


Handwriting practice on a four-line grid. The top line is solid, the middle line is dashed, and the bottom line is solid. A large, cursive letter 'J' is written, starting from the bottom line, curving up to touch the top line, and then curving back down to the bottom line. To the right of the 'J', a cursive number '2' is written, starting from the bottom line, curving up to touch the dashed middle line, and then curving back down to the bottom line.



2





Дд




Dd



g





E e


E

e



e





E e


Ë

ë



e





Ж ж


Ж

ж

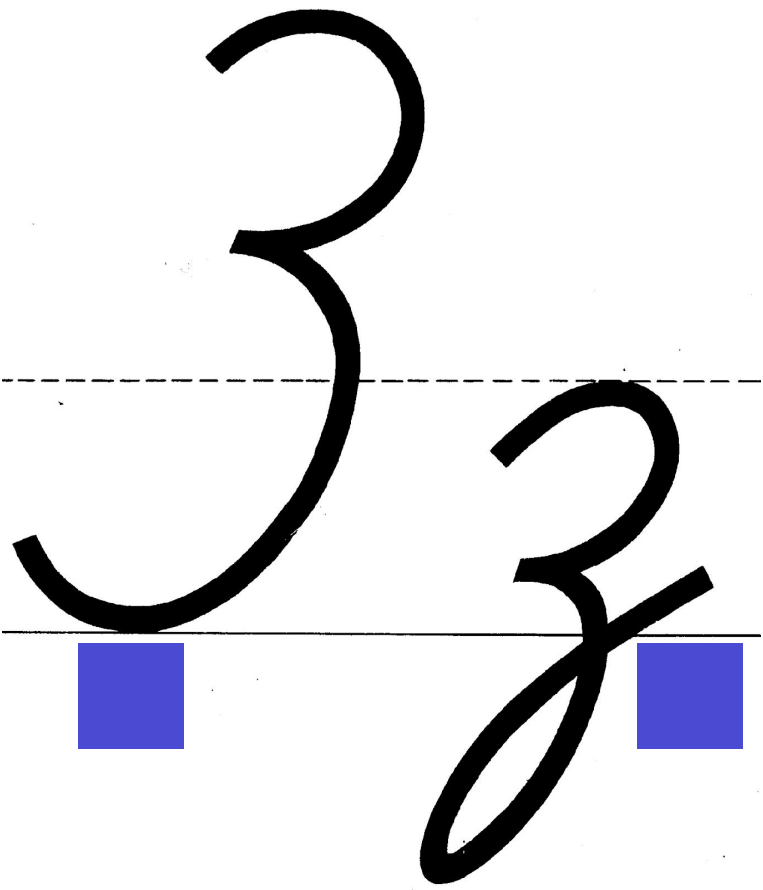


2K





3 3



3



3



И И

И И

и и



u



21



Й

й



Handwriting practice lines with a cursive letter 'u' and a pen illustration.



A large, thick, black cursive letter 'u' written on the handwriting lines.



Kk

Kk



Handwritten cursive letter 'k' with two red starburst markers indicating stroke direction.



Handwritten cursive letter 'K' on a four-line grid. Two red starburst markers indicate the starting points of the strokes: one at the top of the vertical stem and another at the junction where the stem meets the loop.



Л л

Л



л



Handwritten letter 'k' on a four-line grid. A red starburst is at the starting point of the stroke on the bottom line.



Handwritten cursive letter 'A' on a four-line grid. A red starburst icon is at the starting point of the letter on the bottom line.



M M


M M m m



π



Handwritten cursive letters 'M' and 'A' on a four-line grid. A red starburst marks the starting point of the 'M' at the bottom left line.



Н Н

Н

Н



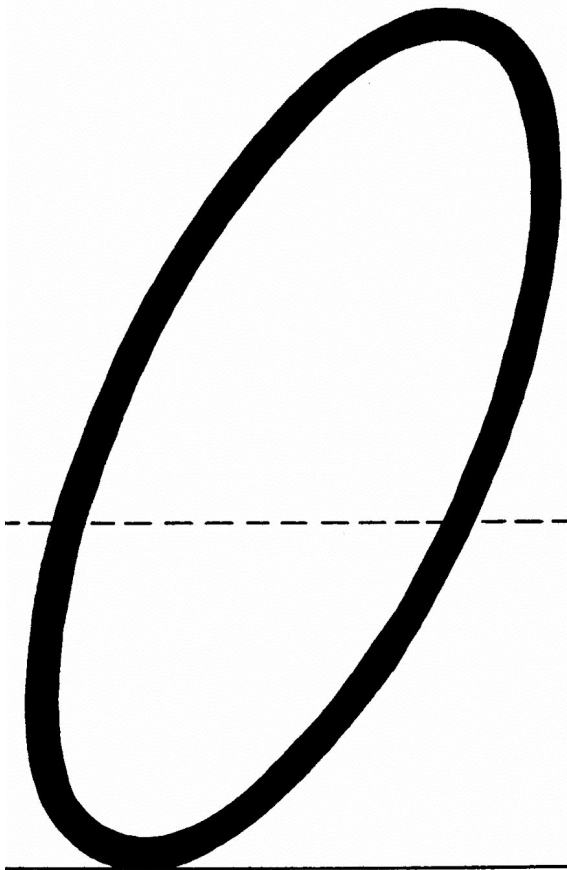



Handwritten letter 'H' on a four-line grid. A red starburst is placed at the top of the left vertical stroke, indicating the starting point for writing.



H

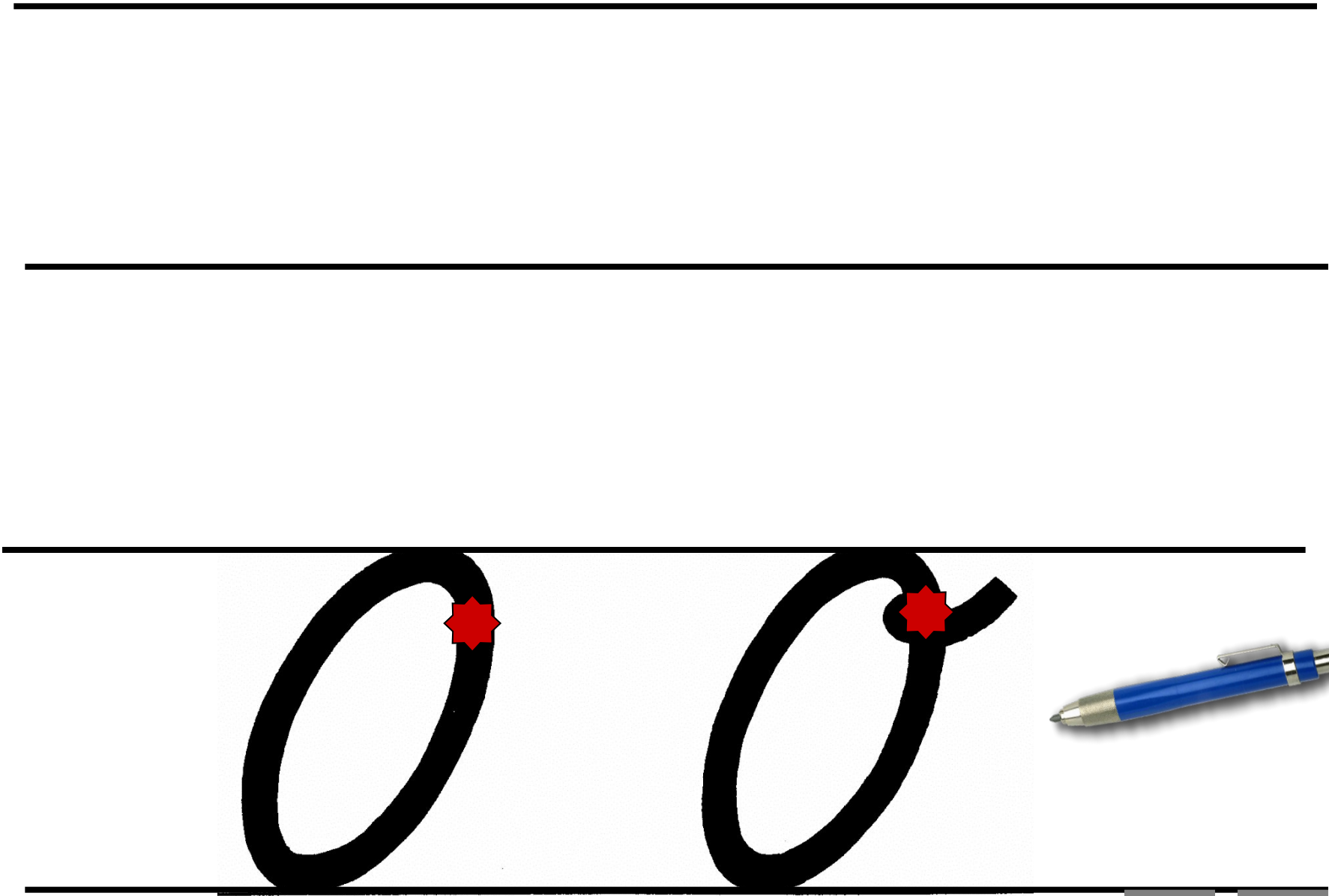


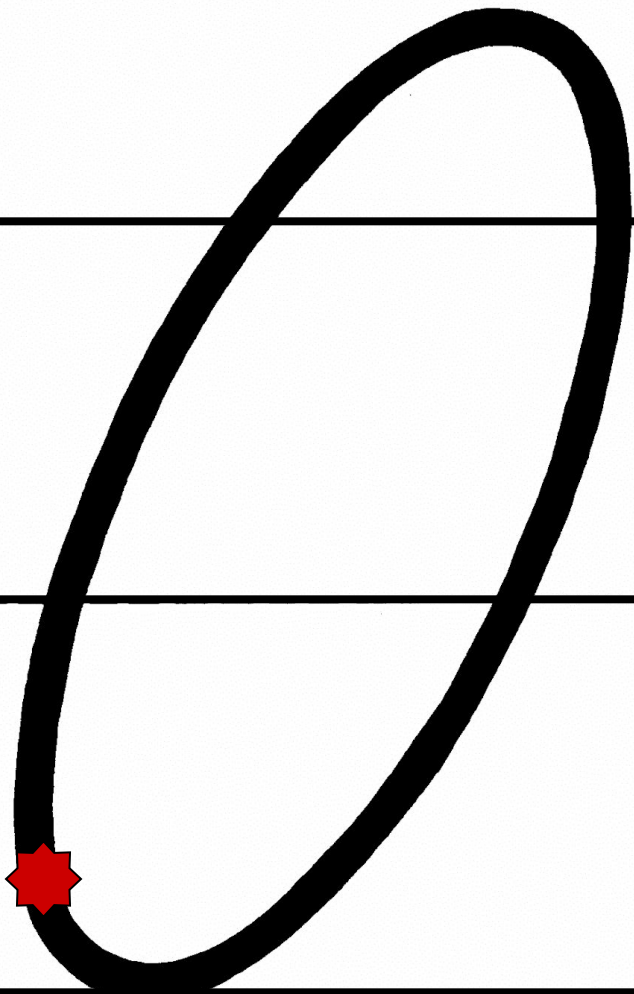


0

o







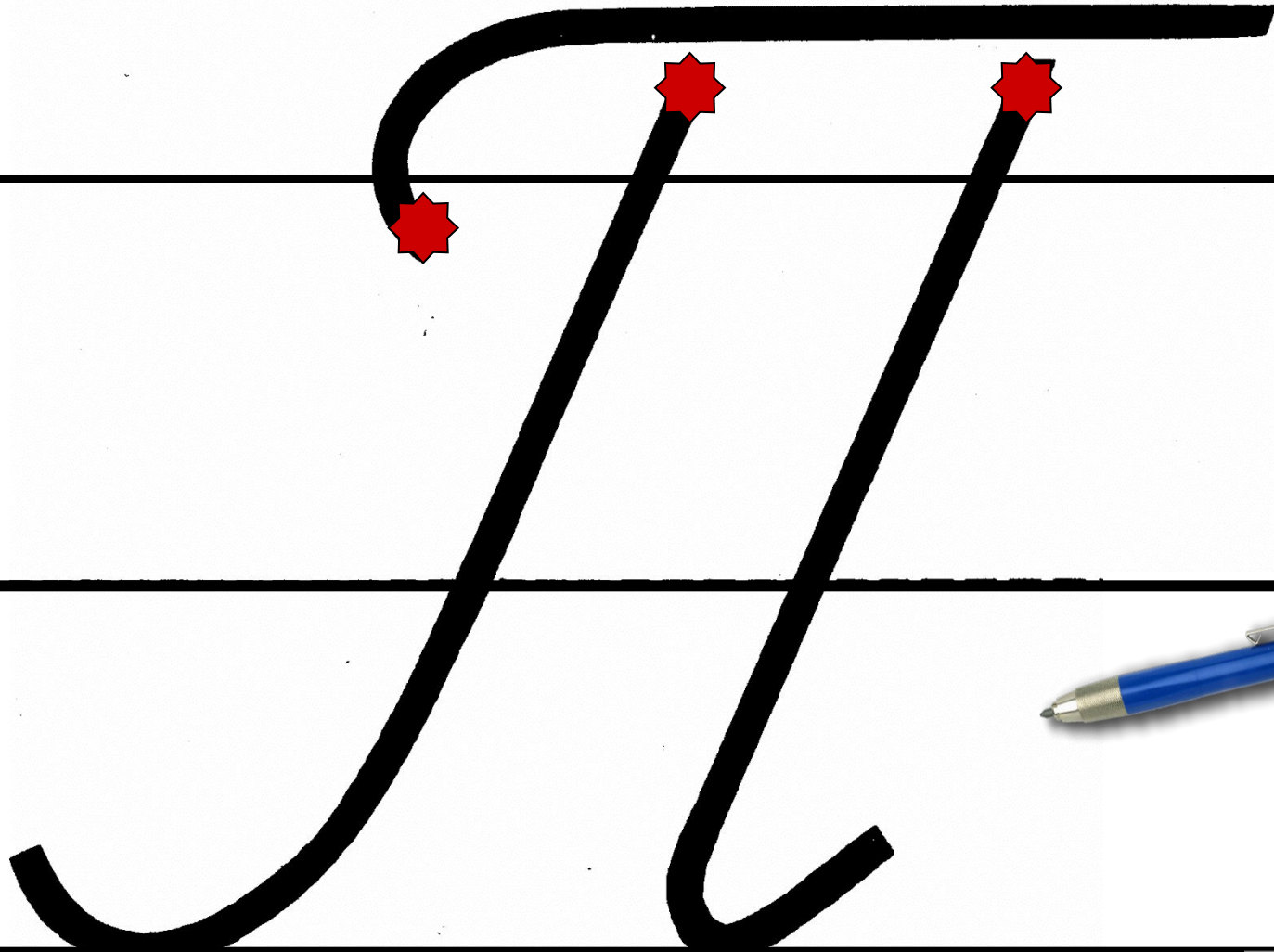


H h




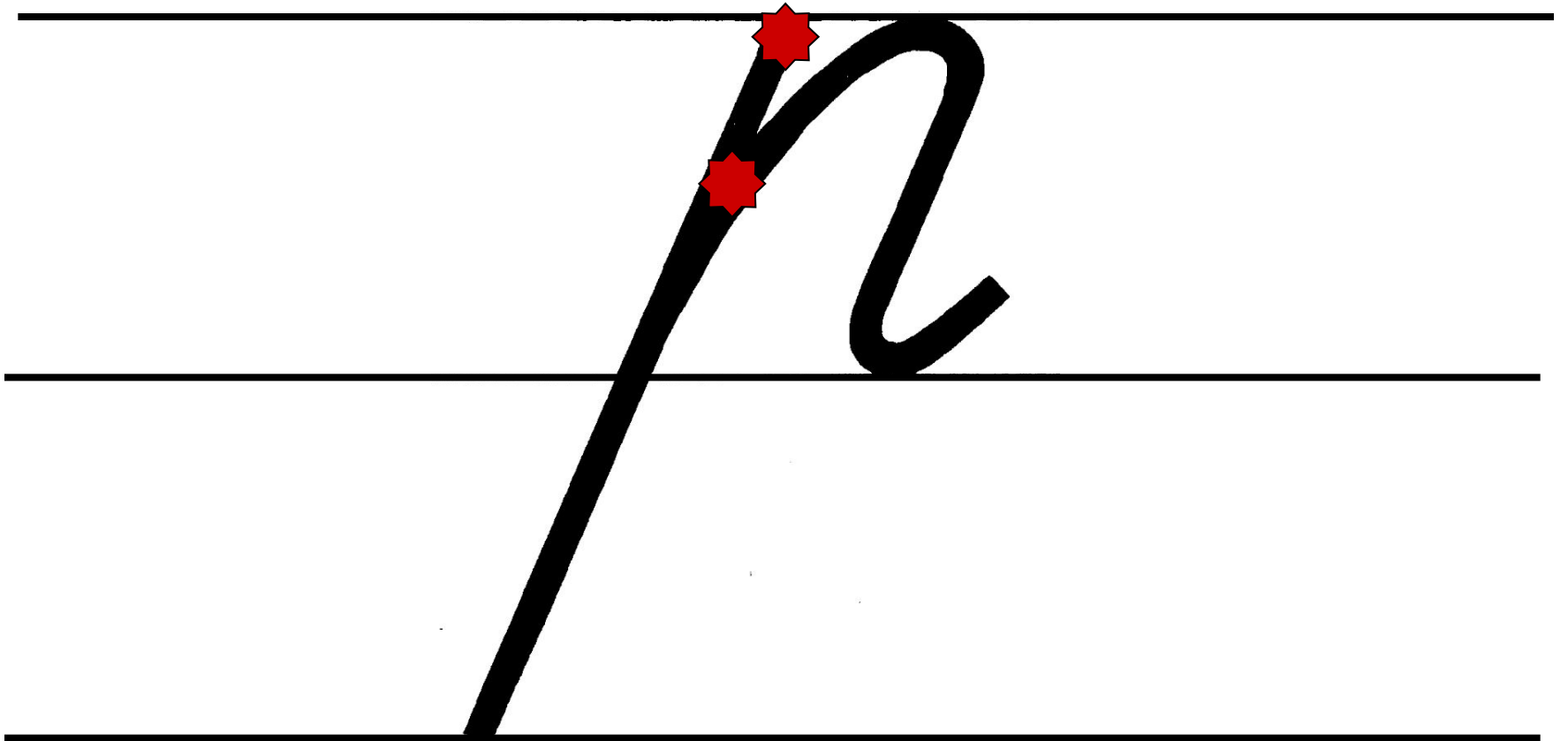
12





Pp





F



Cc

Cc



C



É



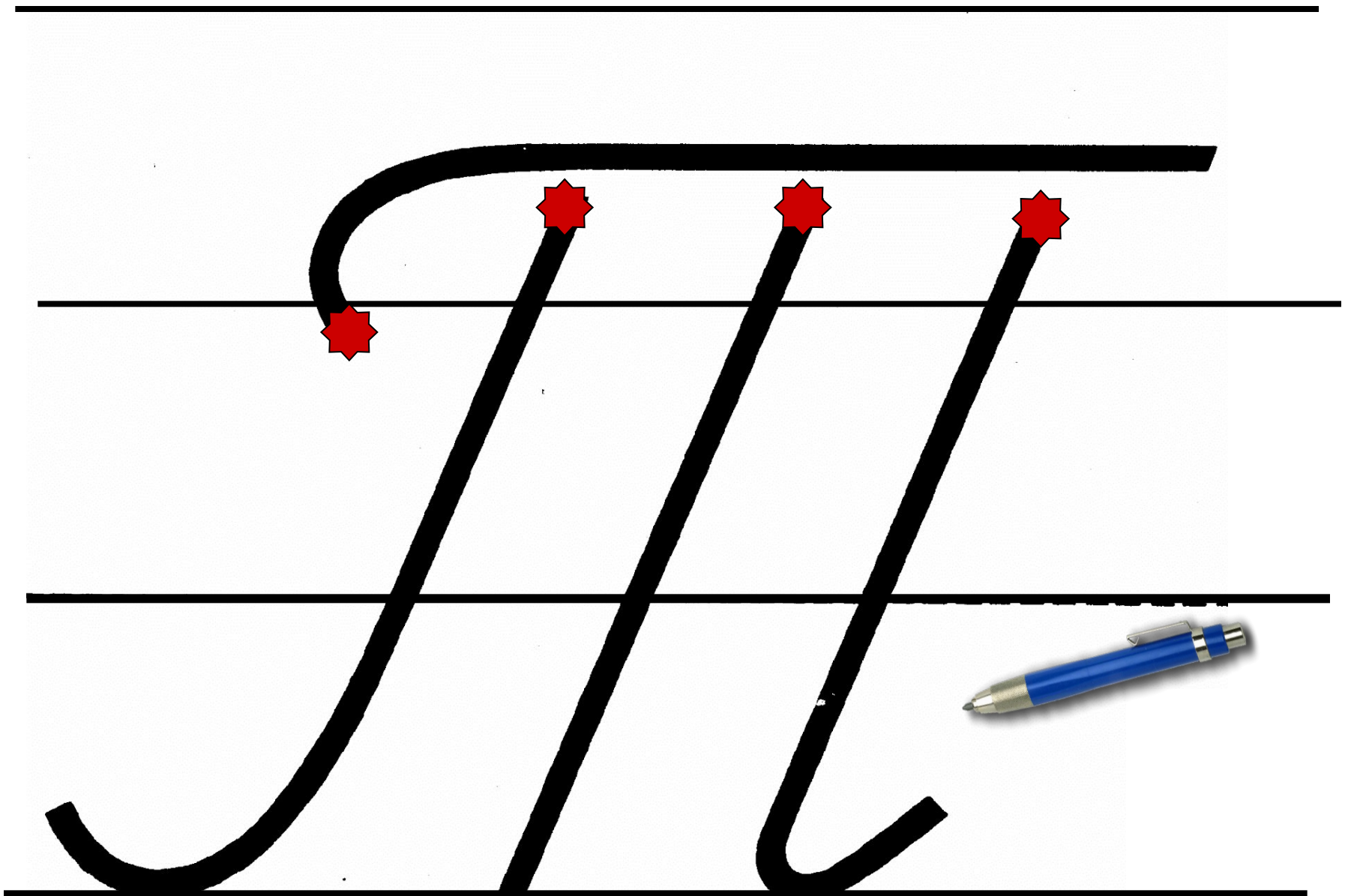
T t

T t



Handwritten cursive letter 'm' on a four-line grid. A red starburst icon is placed at the top of the first vertical stroke, indicating the starting point for writing.





y y

y y



y



g



Ф ф

Ф ф





g



X x

X





x




x







Uy



Handwritten cursive letter 'y' on a four-line grid. A red starburst icon is placed at the top of the letter's stem to indicate the starting point of the stroke.



44

4

4






7



Handwritten cursive letter 'y' on a four-line grid. A red starburst marks the starting point of the stroke at the top line.








21





Щ щ

Щ щ



u y



W



b

b



7



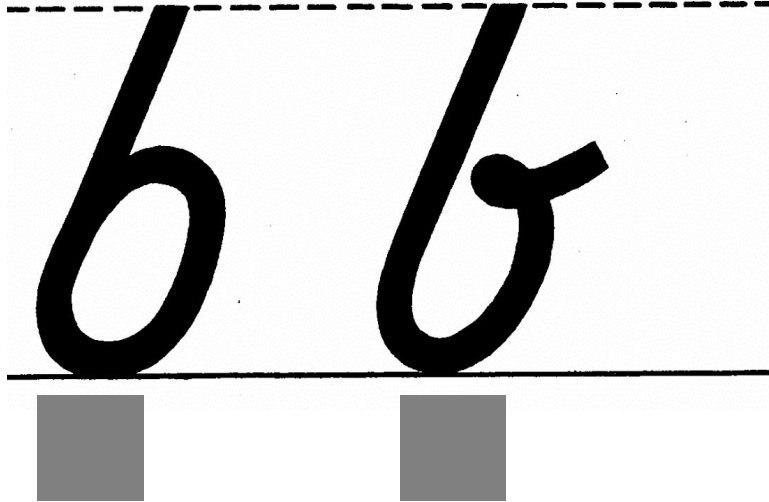

Ы

Ы



64





6




6



Э э

Э э





3



Ю ю

Ю

Ю Ю



HO



10



10



Я Я

Я

я



g



g



Используемые материалы:

1. Голованов Ф.Г. *Демонстрационные карточки печатных и письменных букв*. М., Просвещение, 1971 г.
2. <http://www.lenagold.ru/fon/clipart/k/kar/karanda16.png> (картинка с изображением ручки)
3. www.it-n.ru/communities.aspx?cat_no=5025&lib_no=23224&tmpl=lib (шаблон с изображением школьной доски)



Завершить показ