

# Анимированный плакат

## Письменные буквы русского алфавита



Чулихина Е.А.

учитель начальных классов  
МОУ «Малодубенская СОШ»

Орехово-Зуевского района Московской области

[e.a@mail.ru](mailto:e.a@mail.ru)



Аа <b>Аа</b>	Бб <b>Бб</b>	Вв <b>Вв</b>	Гг <b>Гг</b>	Дд <b>Дд</b>
Ее <b>Ее</b>	Ёё <b>Ёё</b>	Жж <b>Жж</b>	Зз <b>Зз</b>	Ии <b>Ии</b>
Йй <b>Йй</b>	Кк <b>Кк</b>	Лл <b>Лл</b>	Мм <b>Мм</b>	Нн <b>Нн</b>
Оо <b>Оо</b>	Пп <b>Пп</b>	Рр <b>Рр</b>	Сс <b>Сс</b>	Тт <b>Тт</b>
Уу <b>Уу</b>	Фф <b>Фф</b>	Хх <b>Хх</b>	Цц <b>Цц</b>	Чч <b>Чч</b>
Шш <b>Шш</b>	Щщ <b>Щщ</b>	Ъъ <b>Ъъ</b>	Ыы <b>Ыы</b>	Ьь <b>Ьь</b>
Ээ <b>Ээ</b>	Юю <b>Юю</b>	Яя <b>Яя</b>		



A a

A a



a





Б б

Б

б










**B B**

*B b b*





6



B





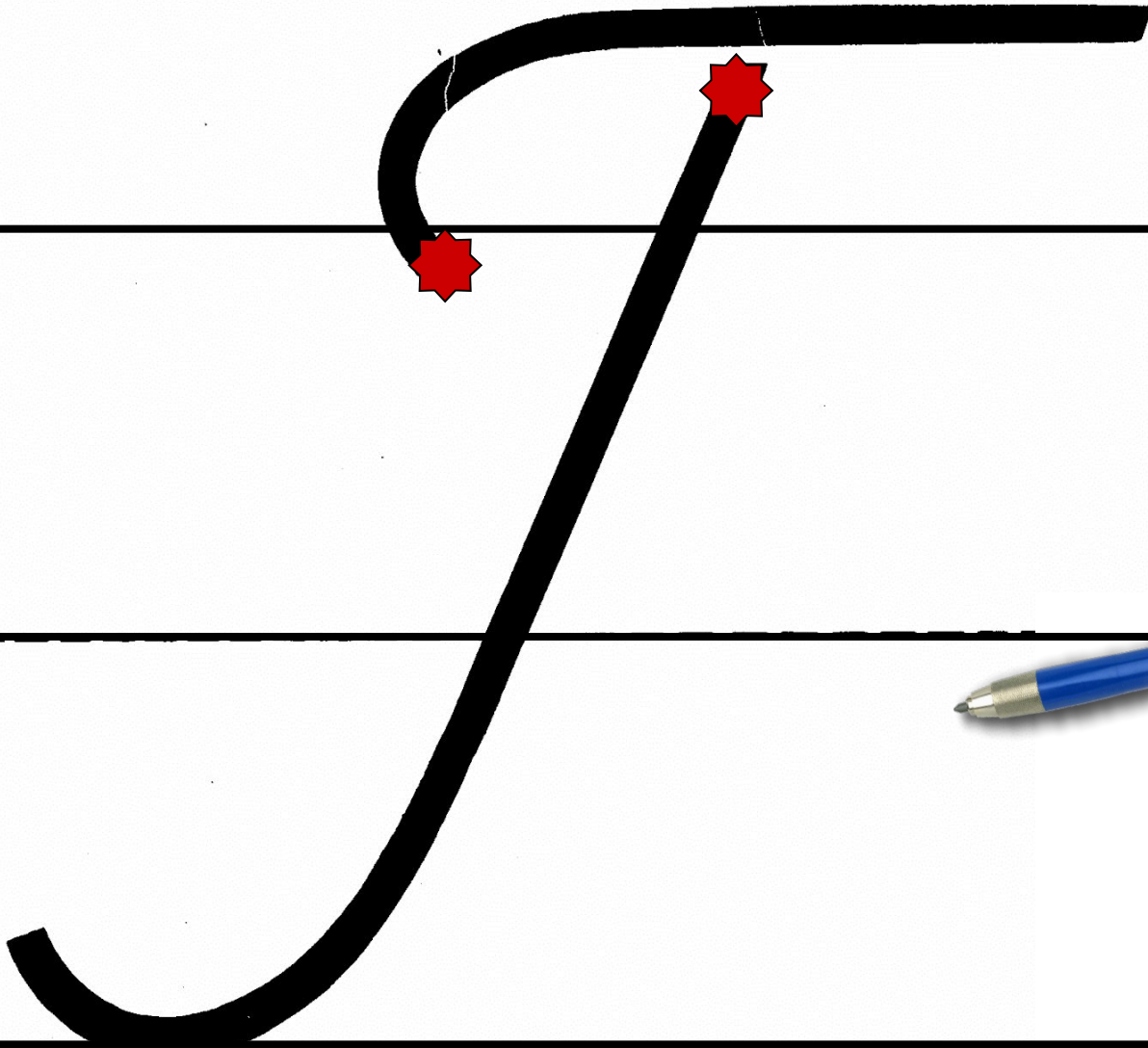


T r



2





Дд





Dd



g







E e


E

e



e





E e

Ë


ë





e





**Ж ж**

Ж

ж




---

---

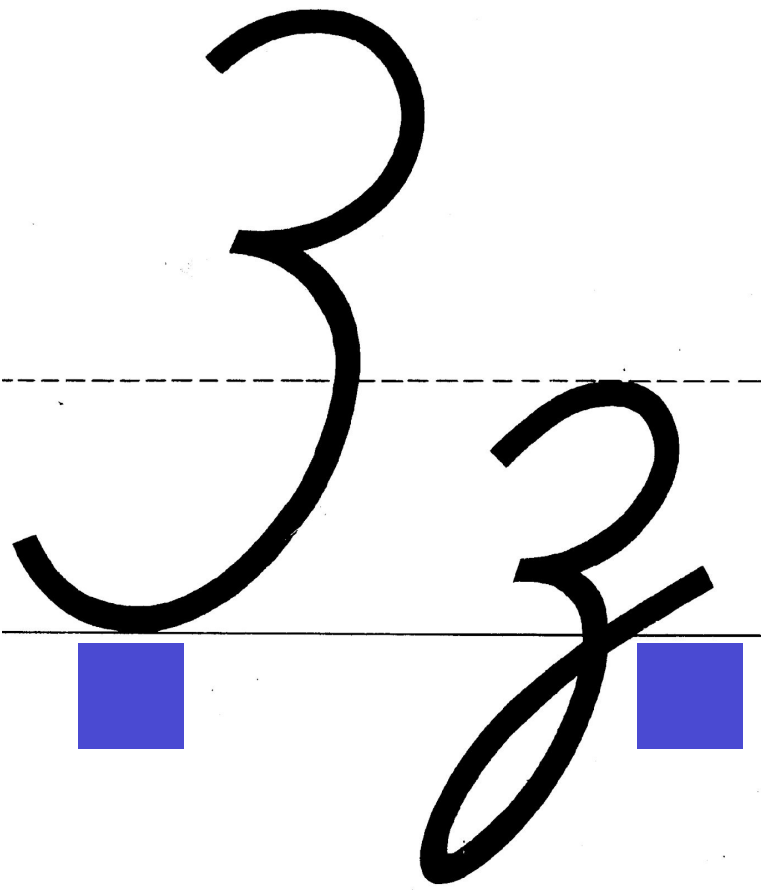
---

2K





3 3





---

3

---

---



3



И И

И И

и и



u



21




Й

й








Kk

Kk





Handwritten cursive letter 'K' on a four-line grid. Two red starburst markers indicate the starting points of the strokes: one at the top of the vertical stem and another at the junction where the stem meets the loop.



Л л

Л

л



Handwritten letter 'k' on a four-line grid. A red starburst is at the starting point of the stroke on the bottom line.





Handwritten cursive letter 'A' on a four-line grid. A red starburst icon is at the starting point of the letter on the bottom line.



M M

M M m m



---


---

---

π



Handwritten cursive letters 'M' and 'A' on a four-line grid. A red starburst marks the starting point of the 'M' at the bottom left line.





Н Н

Н

Н





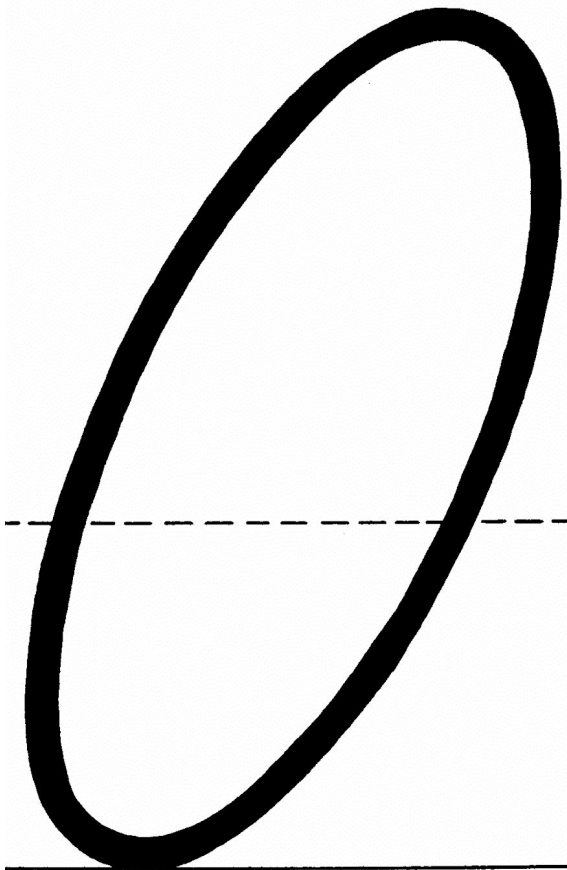

Handwritten letter 'H' on a four-line grid. A red starburst is placed at the top of the left vertical stroke, indicating the starting point for writing.





H





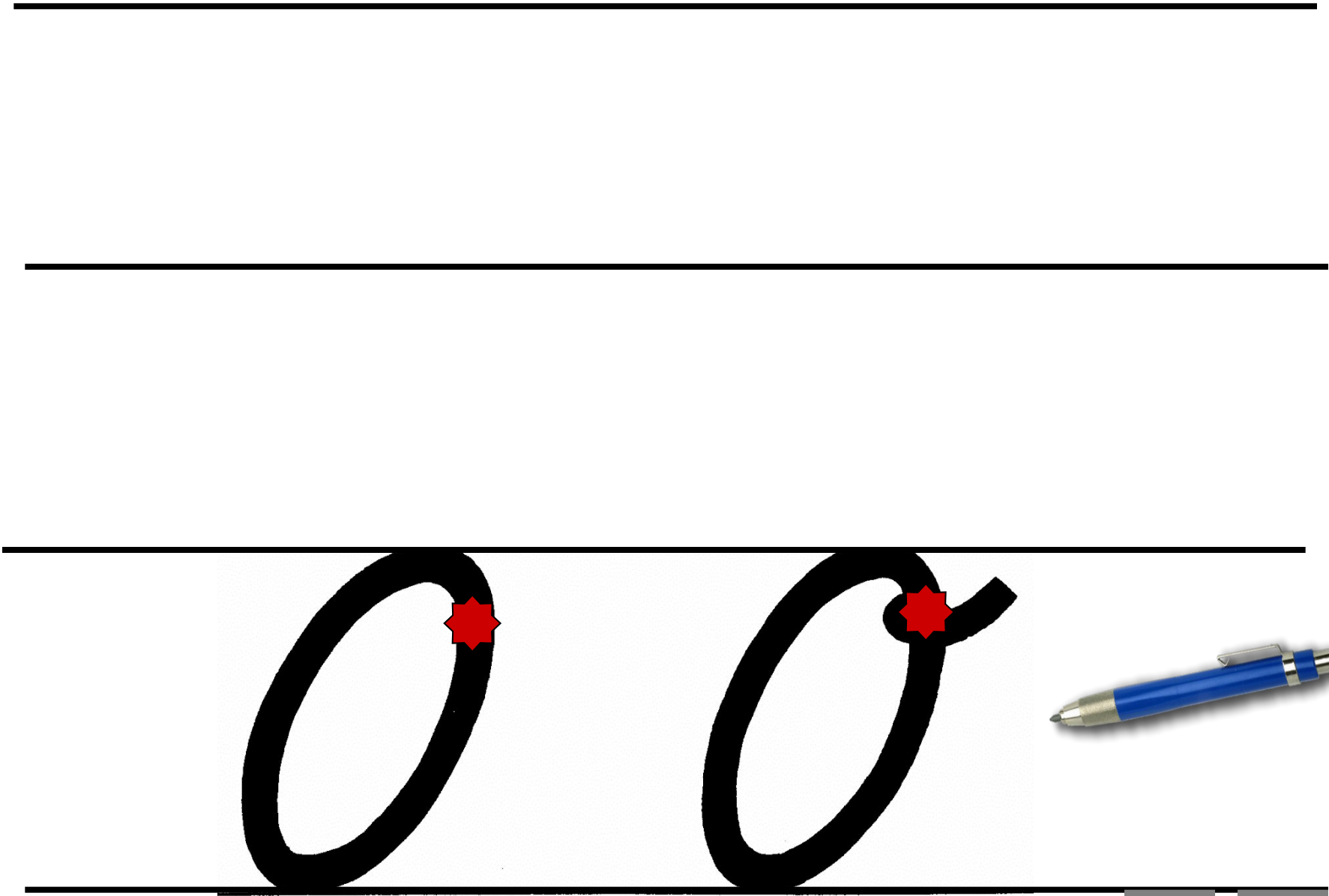
---

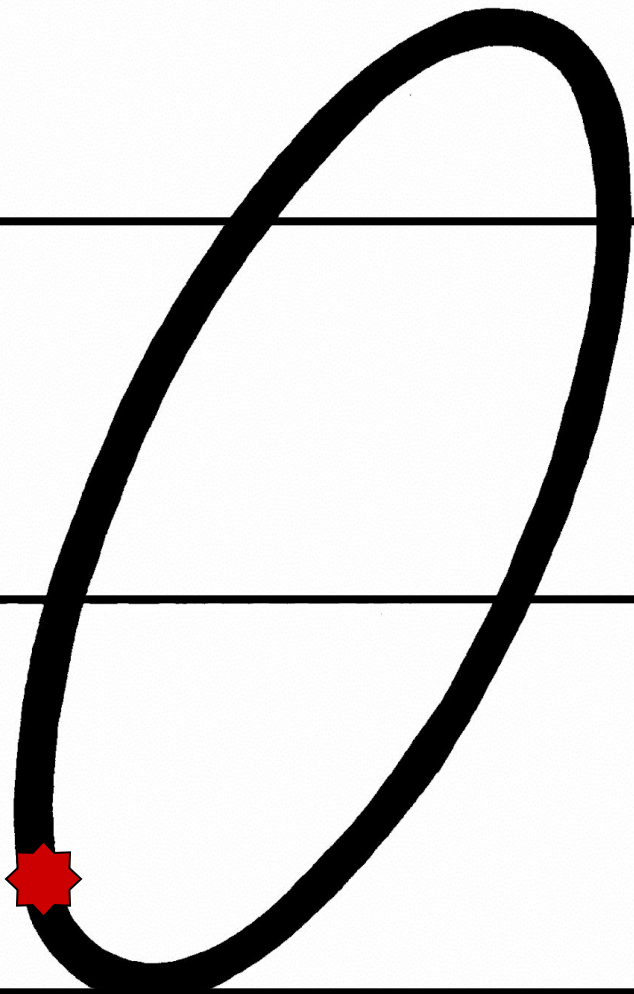
---

0

o









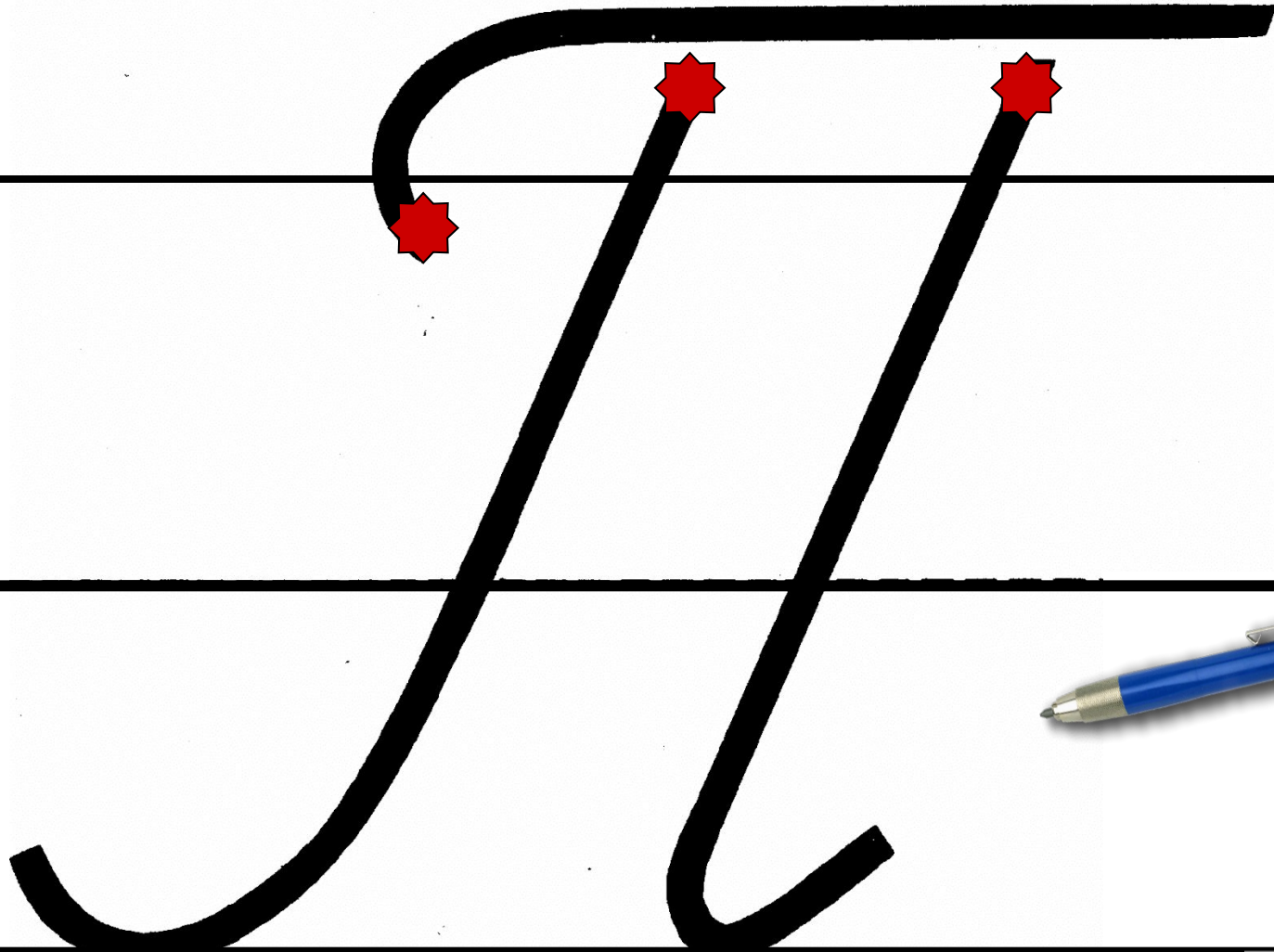
H h





12





Pp





*F*



Cc

Cc





C



É



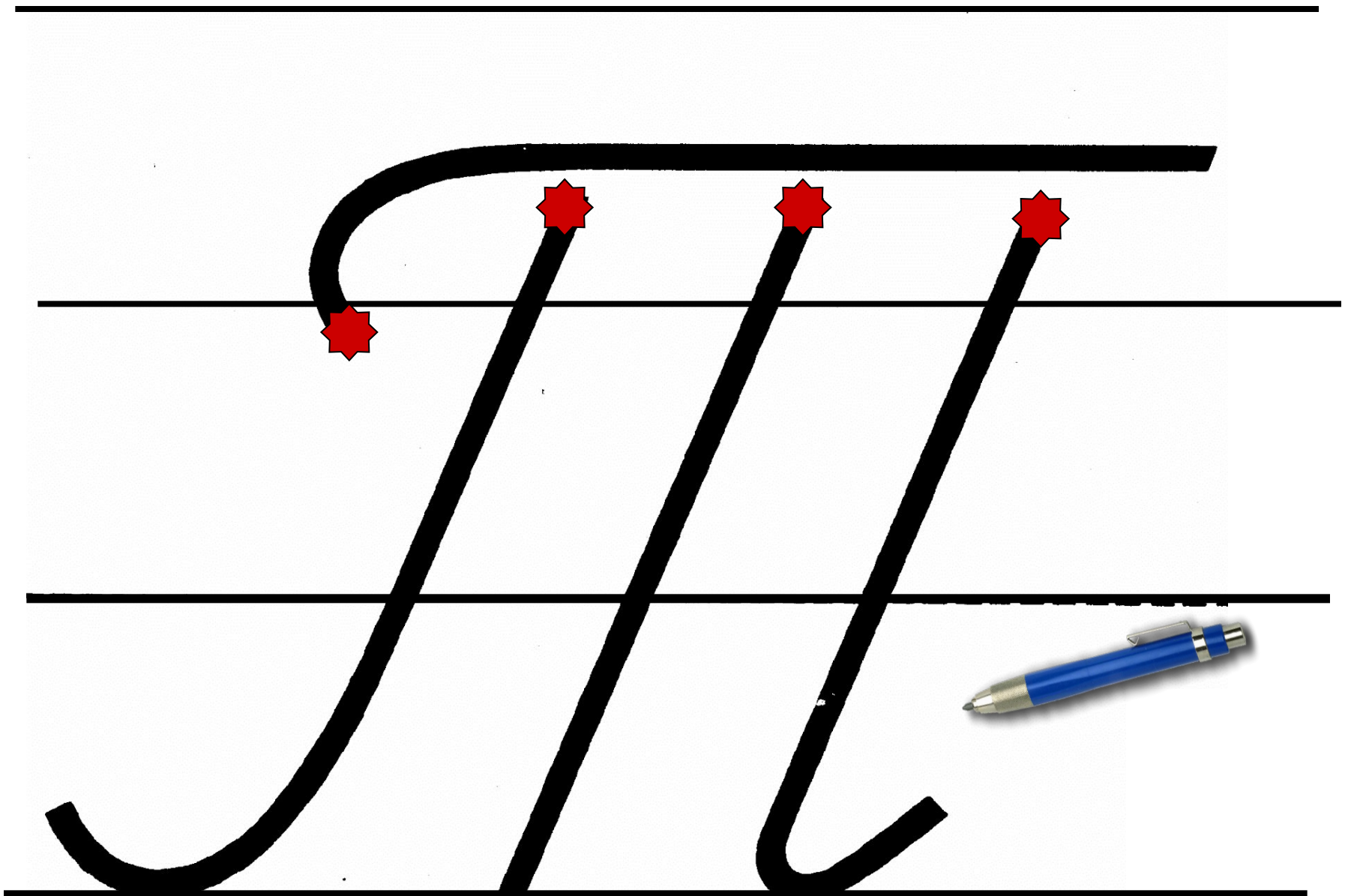
T t

T t



Handwritten cursive letter 'm' on a four-line grid. A red starburst icon is placed at the top of the first vertical stroke to indicate the starting point.





yy

y y





y



g




Ф ф

Ф ф





g



X x

X



x






---

---

---

x





Ц ц

Ц ц

Ц ц



Uy



Handwritten cursive letter 'y' on a four-line grid. A red starburst is at the top of the letter's stem.



44

4

4






7



Handwritten cursive letter 'y' on a four-line grid. A red starburst marks the starting point at the top line.






W

w






21









u y



W



b


b



---

---

---



A large, bold, black cursive letter 'G' is centered on a white background. A red starburst icon is placed at the top left of the letter's stem, indicating the starting point for writing.



Ы

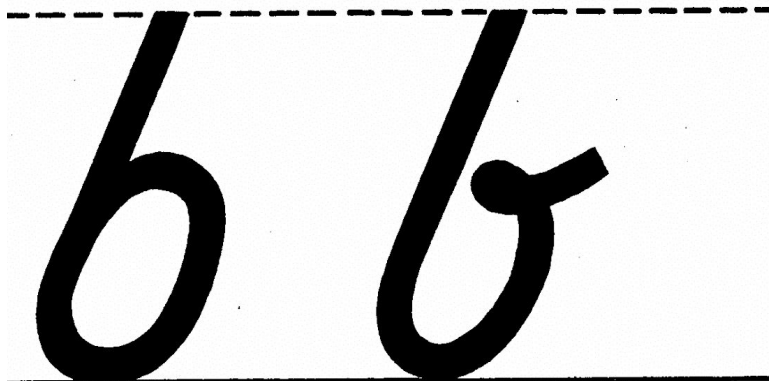

Ы



64







6




6



Э э

Э э





3



Ю ю

Ю

Ю Ю





HO



10



10



Я Я

Я


я



g



g



# Используемые материалы:

1. Голованов Ф.Г. *Демонстрационные карточки печатных и письменных букв*. М., Просвещение, 1971 г.
2. <http://www.lenagold.ru/fon/clipart/k/kar/karanda16.png> (картинка с изображением ручки)
3. [www.it-n.ru/communities.aspx?cat\\_no=5025&lib\\_no=23224&tmpl=lib](http://www.it-n.ru/communities.aspx?cat_no=5025&lib_no=23224&tmpl=lib) (шаблон с изображением школьной доски)



**Завершить показ**