

«На кого ты похож?»

Презентация к уроку английского
языка в 6 классе по теме
«Внешность»

ПОДГОТОВИЛА УЧИТЕЛЬ АНГЛИЙСКОГО
ЯЗЫКА МБОУ «СОШ № 45 Г.БЕЛГОРОДА»
БОРЧЕНКО НАТАЛЬЯ АЛЕКСАНДРОВНА

Who do you look like?
На кого ты похож?




Read

Brick	Chicken	Knowledge
Nick	Bench	Knife
Black	Church	Honest
Cake	Shelf	Bathroom
Cook	Shoot	Birthday
Curtain	Shamrock	Thing
City	Philip	What
Nice	Photo	Where
Cycle	Nephew	why

Read and say

- big – bigger – the biggest
- small – smaller – the smallest
- cold – colder – the coldest
- fast – faster – the fastest
- good – better – the best
- bad – worse – the worst
- beautiful – more beautiful – the most beautiful



Fill in the blanks

- Если при сравнении характеристик двух людей или предметов подчёркивается их сходство, то используется

..... .

Например, She is ... tall ... her father.

- Если указывается на их различие, то используется Указать на различия можно с помощью

..... ИЛИ

..... .

- Например, He is tall.. his father.

Fill in the blanks

- Если мы хотим усилить сравнение, мы используем или

Например, His farther is taller than he.

His sister is smaller than their father.



Fill in the blanks with the adjective in a proper form.



Jane and Jess are sisters but they are different. Jane looks their mother and Jess looks ... their father. Jane is a bit than Jess, but Jess is a bit ... than Jane. Jane's hair is much Than Jess's hair. Jane's eyes are ... big ... Jess's eyes. Jess's nose is a bit ... than Jane's one. Jane is as ... as Jess.

Feel the difference.

What does he look like?

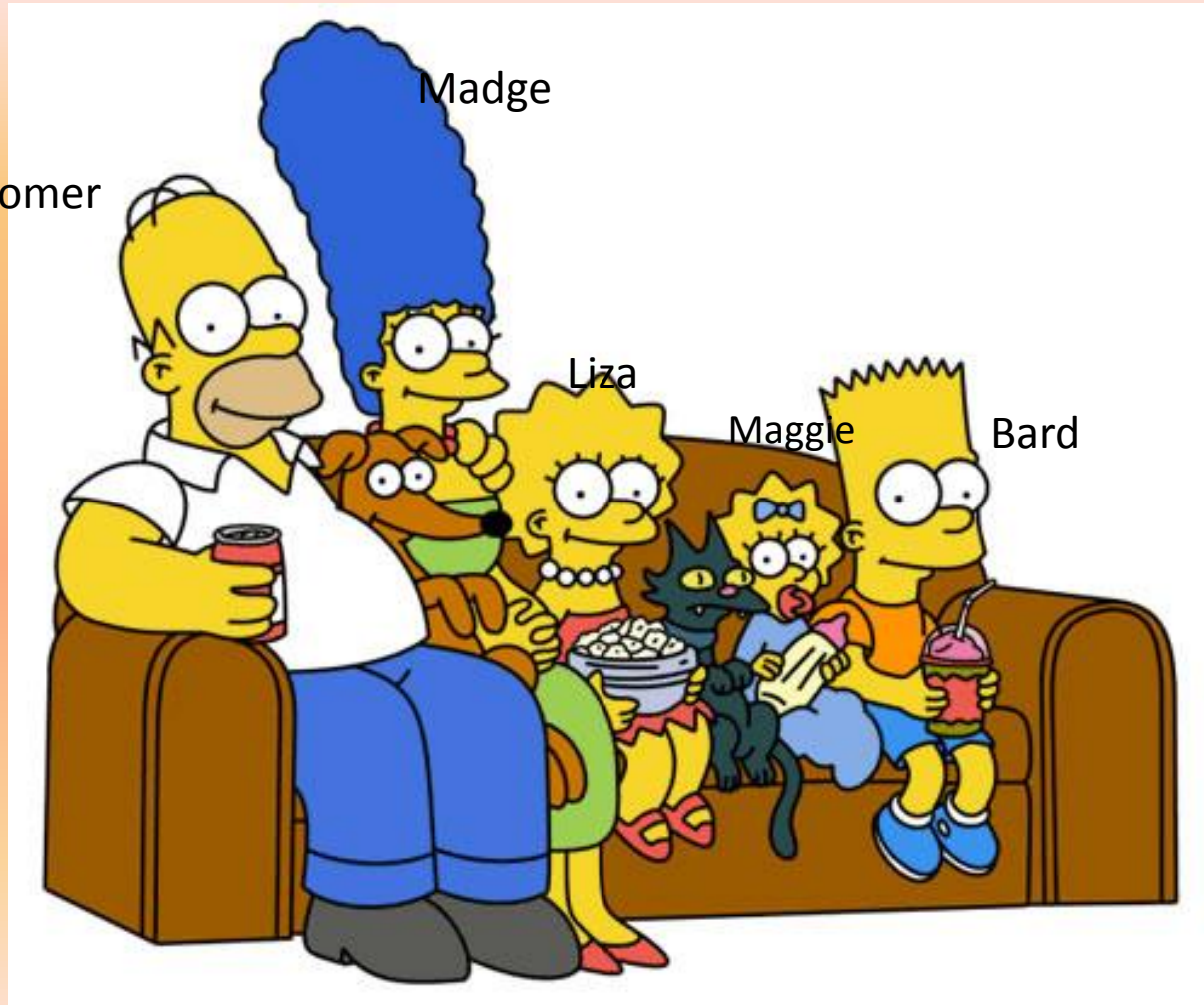
Как он выглядит?

Who does he look like?

На кого он похож?



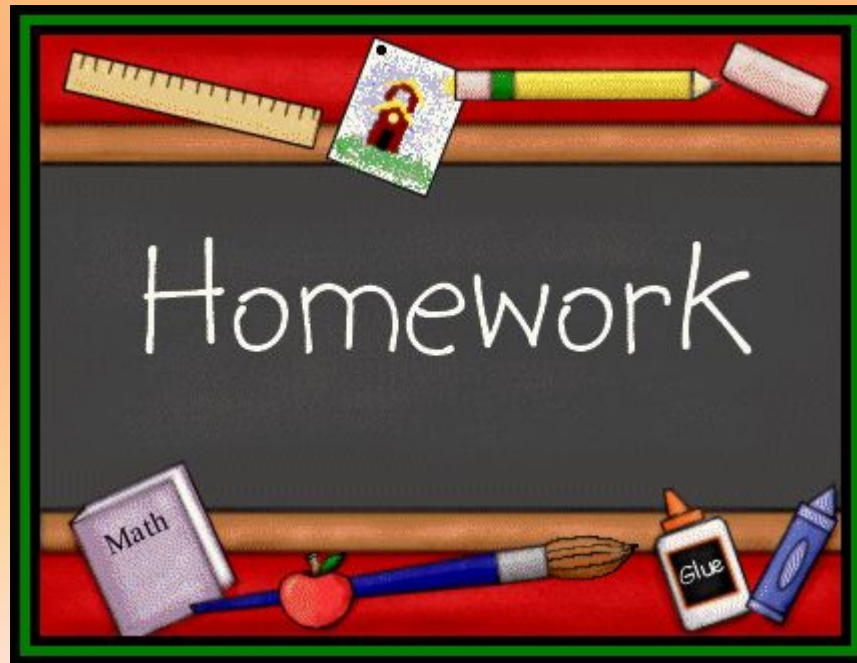
Who does he/she look like?



Liza looks like
her
mother because
she has...
And her mother
has... too.

Homework

- Упр. 6 с. 11
- Упр. 7 с. 4 кн/чтения (на 4 и 5 баллов)





Thank you!