An illustration of a fluffy orange owl wearing a black graduation cap and glasses. The owl is holding an open book in its left talon and pointing with its right talon towards a large whiteboard. The whiteboard is mounted on a wooden frame and contains the text of the lesson. The background is a warm, yellowish-green scene with a lantern hanging from a branch, a desk with a quill pen, and some flowers.


УРОК
НА ТЕМУ
«ЧИСЛО И ЦИФРА 9»


Подготовила:
учитель начальных классов
МБОУ СОШ №2 г. Лермонтов
Стародубцева Елена Владимировна



Улыбнитесь!

КОЛОБОК





Веселый счет

4

5

3

2

7



1



2



3



4



5



6



7




8



9



10






Алексей


СРАВНИТЬ

5

3

>





3

4





8

4




<http://www.livein>

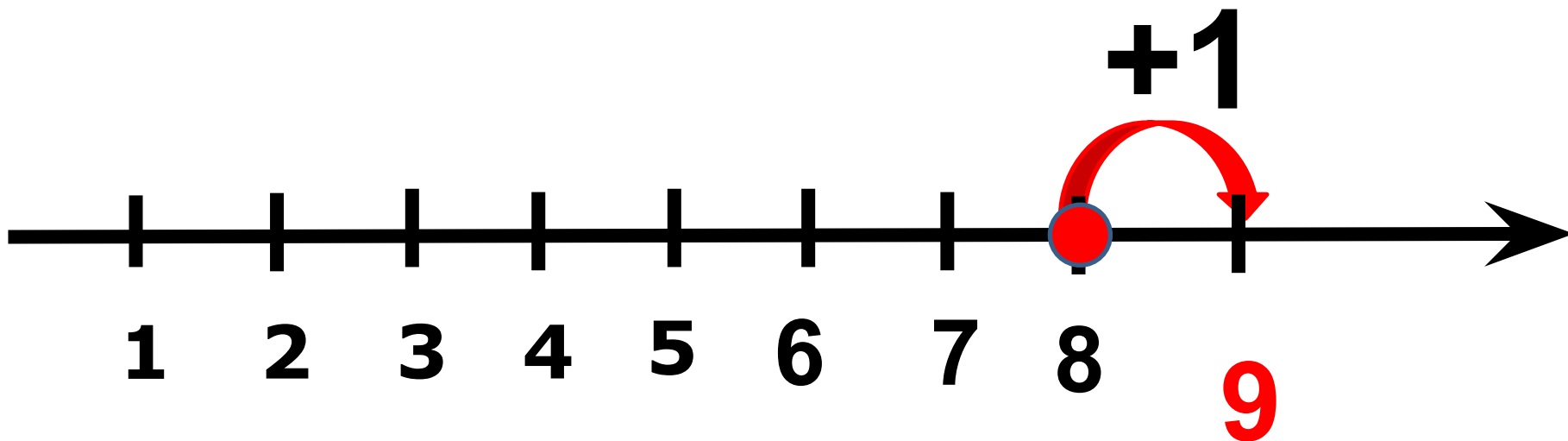


Алексей

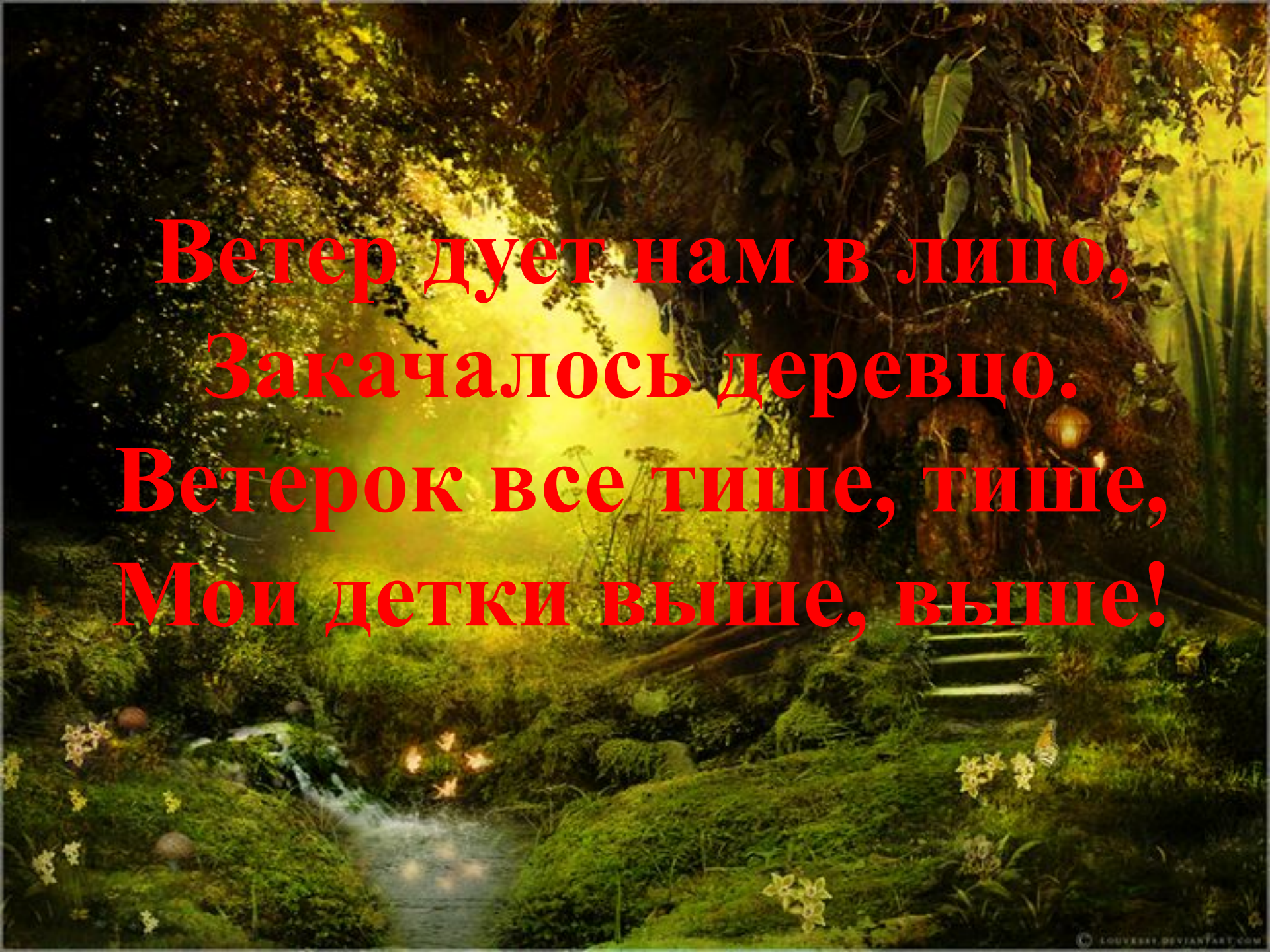




$$8 + 1 = 9$$



$$8 + 1 = 9$$

A lush, magical forest scene. In the foreground, a small waterfall cascades over mossy rocks into a stream. A path leads up a hillside towards a small, rustic wooden cabin with a thatched roof. The forest is dense with green foliage, and several glowing, ethereal lights are scattered throughout the scene, creating a mystical atmosphere. The overall lighting is warm and golden, suggesting a sunrise or sunset.

**Ветер дует нам в лицо,
Закачалось деревцо.
Ветерок все тише, тише,
Мои детки выше, выше!**

ЧИСЛО И ЦИФРА 9



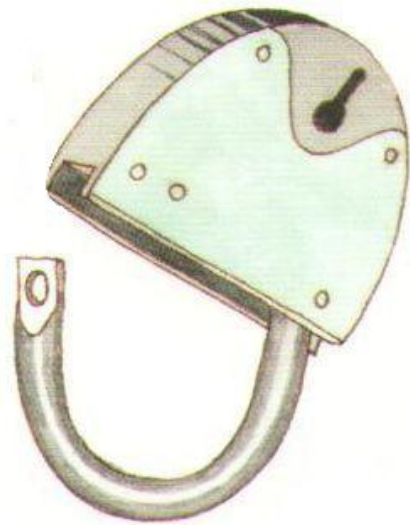
На что похожа цифра 9

В гости к нам пришла
девятка –

Цирковая акробатка.


Если на голову станет,
Цифрой шесть девятка
станет.













C.
84

9 3 6 5

9 7 9 1

2 9 3 9

9

1

8

9


4


9

2

9







МОЛОДЦЫ! СПАСЛИ КОЛОБКА!





Использованные материалы и Интернет-ресурсы

- javascript:void(0);
- https://www.google.ru/url?sa=t&rct=j&q=&esrc=s&source=web&cd=7&ved=0CEcQFjAG&url=http%3A%2F%2Fmathematics-tests.com%2Fzadachi-primery-1-klass-po-temam%2Fustny-schet&ei=zZxWU6_6KOjZ4QSP4Fw&usg=AFQjCNFrijQqNdv6TCjDrbUe_f8V3kZ2uw&bvm=bv.65177938,d.bGE&cad=rjt
- https://www.google.ru/url?sa=t&rct=j&q=&esrc=s&source=web&cd=8&cad=rja&uact=8&ved=0CEwQFjAH&url=http%3A%2F%2F900igr.net%2Fkartinki%2Fmatematika%2FUstnyj-schjot-v-1-klasse%2FUstnyj-schjot-v-1-klasse.html&ei=zZxWU6_6KOjZ4QSP4Fw&usg=AFQjCNFUwWVD7wfjpCSWo4_i-UVh5dMqgg&bvm=bv.65177938,d.bGE
- https://www.google.ru/search?q=%D0%BA%D0%B0%D1%80%D1%82%D0%B8%D0%BD%D0%BA%D0%B8+%D0%BA+%D1%81%D0%BA%D0%B0%D0%B7%D0%BA%D0%B5+%D0%B8%D0%B2%D0%B0%D0%BD+%D1%86%D0%B0%D1%80%D0%B5%D0%B2%D0%B8%D1%87&newwindow=1&es_sm=122&biw=777&bih=315&tbm=isch&tbo=u&source=univ&sa=X&ei=zJ1WU_mLDbHo4QT4qYC4DA&ved=0CCUQsAQ