





Starlight 4

учитель английского языка
МОУ «Тверская гимназия №6»
Седова Екатерина Сергеевна

Комплект состоит:



+ CD


Starlight 4 – это приключения

- Друзей по имени Mona, Emma, Lee and Harry



Starlight 4 – это приключения

- Их сказочный друзей: феи Erlina, эльфа Alvin, который всегда носит с собой кошелек с шиллингом (по ирландским сказкам) и мудрого дерева Willow.



Starlight 4 - ЭТО КОМИКСЫ

- С участием троллей **Pog** и **Trog**, а также **Pixie** (доброе маленькое существо типа феи или эльфа)



Starlight 4 имеет 10 модулей

- **Starter Unit:** *countries, appearance, character, family members, ability, household chores, requests, sports, actions;*
- **Module 1 In Town:** *buildings, directions, clothes, prices, Green Cross Code;*
- **Module 2 A Space Trip:** *jobs, daily routine, free-time activities, school subjects;*
- **Module 3 Animal Elections:** *animals, habitats.*
- **Module 4 Who was it?:** *feelings, buildings, personal qualities*
- **Module 5 The Country Code:** *the country code, rules, illnesses, advice;*
- **Module 6 Yumville:** *food, quantities, containers;*
- **Module 7 Knights and Castles:** *knights, castles, kings, queens;*
- **Module 8 Willow's Story:** *stories In the past, jobs, famous people;*
- **Module 9 The Fairy Garden:** *future actions;*
- **Module 10 Port Fairy:** *holidays, plans and intentions, things to take on a holiday and holiday activities.*

Каждый модуль имеет рубрики:

1. Введение новых слов

(сначала прослушивание слов, потом повторение)



Каждый модуль имеет

2. Диалоги

5 The Country Code

★ Listen and read the dialogue.

1 I love the countryside!

2 Is it time to go now, Miss?

Yes ... And don't forget the Country Code

It's so nice here!

3 We must put out the fire.

4 We mustn't drop litter.

Right.

5 We mustn't make a lot of noise.

Look at that boat!


6 Watch out!

★ Read the dialogue again and say who says the sentences.

1 We must put out the fire. **Mona** 2 I've got a rash!

Каждый модуль имеет рубрики:

2. Песни



3 🎧 Let's sing!

Wipe your eyes,
Don't you cry.
Another day is round the corner!
Lots of tears
Over the years
And every year is getting longer!
All alone,
Try on your own.
Try to be a little stronger!

33

Каждый модуль имеет

3. Word Lab

(здесь повторяются
и обобщаются
все пройденные
слова)

Word Lab

★ Fruit clothes! Look at the pictures and complete what the people are saying.

1 My T-shirt has got **some limes** and some

2 My hat has got and some

3 My trousers have got and some

★ Design your own fruit clothes. Present them to the class.

★ Read and complete the lists.

can pizza pasta onion carton
lemonade rice jar milk mango burger cola
grapes packet green pepper orange juice

Fruit & Vegetable: grapes
Containers: can
Drinks: lemonade
Other Food: pizza

★ Make sentences.

1 a - of - milk, - I - carton - have -
Can - please?
Can I have a carton of milk, please?

2 a - of - We - packet - need - flour.

3 lemonade. - Buy - bottles - two - of

4 please. - of - loaf - A - bread.

5 Can - please? - cola, - I - can - of - have - a

6 of - I - meat, - Can - kilo - please? - have - a

Каждый модуль имеет рубрику

4. Grammar Land

(здесь
применяются на
практике
правила
введенные
ранее, и все это
закрепляется в
упражнениях)

Grammar Land

★ **Should/Shouldn't (GR 120)**

We use **should/shouldn't** to give advice to someone.
e.g. You **should** go to the doctor's.
You **shouldn't** go outside.

★ **Give the correct advice.**

go to the dentist's take an aspirin drink some tea take some cough syrup

1 I've got a cold!
2 I've got a toothache!
3 I've got a headache!
4 I've got a stomachache!

1 You should take some cough syrup.
2
3
4

★ **Listen to the doctor and put a tick (✓) or a cross (X).**

HEALTHY, SAFE & FIT

wear a helmet watch TV wash our hands go to bed early play outside run when it's wet

★ **Now look at the pictures again and tell the class.**

We should wear a helmet when we ride our bikes.

8
Module 8

Каждый модуль имеет рубрику


5. Storyland

(домашнее чтение
сказки
«каменный
цветок», с
дальнейшим
обсуждением,
вместе с
песнями и
стихотворениям
и)

The Stone Flower

Listen, point to the picture and repeat.

spin



Listen and read the story.



"Please, show me the Stone Flower," Danila asks. "I want to understand the beauty of the stone. I must see the Stone Flower!" he says. "No, Danila. You will be sorry," she says and smiles. "Those who see my flower leave their family and come to live with me in my mountain. What about Prokopych and Katya? They love you."

"I know," says Danila. "But I need to see the Stone Flower!" "All right," she answers. "Come with me to my Magic Garden." She takes him and shows him the amazing Stone Flower. "It's so beautiful," says Danila. "The most beautiful thing in the world!" He goes back home feeling very happy.

Каждый модуль имеет рубрику

6. Phonics

(раздел направлен на улучшение произносительной стороны речи)



phonics

★ Read the story first to yourself and then to your friend.

Androcles and the Lion

The lion from the mountain is very big and very strong. Every night he goes down to the river to drink some water. One evening the lion falls into a thorny bush. "Ouch!" he says. "I've got a thorn in my foot". At this moment, a poor slave called Androcles appears. "Kind man, can you help me?" asks the lion and holds up his paw to Androcles. "Yes, of course," says Androcles. "But quickly. My master is looking for me!" Androcles kneels down and pulls the thorn out.

Soon after, Androcles's master catches him and sends him to fight with a lion in front of the Emperor. Androcles is very scared. The lion comes out of the cage and runs to Androcles. The lion stops in front of Androcles and rolls over on his back with all four paws in the air. How can that be? Oh yes. It's the lion from the mountain! It cannot hurt Androcles. The Emperor is so surprised. He sets them both free. Androcles and the lion go back to the forest and live happily ever after.

★ Find the words from the story.

1 /'laɪən/	4 /'fɒrɪst/
2 /'mɑːstə/	5 /ə'piːz/
3 /'wɒtə/	6 /'rɪvə/


★ Read the story again and answer the questions.

1 Where does the lion live?	3 Why can't the lion hurt Androcles?
2 What is the name of the slave?	

Каждый модуль имеет рубрику


7. Checkpoint

(в этом разделе
можно
самостоятельно
проверить свои
знания)









★ Look, read and number.

0 knight	a	0
1 castle	b	
2 hunt	c	
3 deer	d	
4 fence	e	
5 fight	f	
6 motorbike	g	



★ What did they do yesterday?
Look and complete.

 0 He visited (visit) his cousin.	 1 He (study) for his test.
 2 She (play) the piano.	 3 He (watch) TV.
 4 She (listen) to music.	 5 They (dance) at the party.

★ Read and choose a or b.

0 A: What did you do yesterday?
B: **a)** I played chess with my brother.
b) Yes, I did.

1 A: What happened?
B: **a)** Yes, it happened.
b) That boy climbed up that tree!

2 A: Did the knights live in big castles?
B: **a)** Yes, they did.
b) Yes, they didn't.

3 A: Did Tim play tennis on Tuesday?
B: **a)** No, he did.
b) No, he didn't.

Now I can

- talk about kings, queens and knights
- say what I did yesterday
- write what I did last weekend

in English

После каждого второго модуля есть рубрика **Starlight Club**

Она состоит из таких частей:

- 1) **Our World/ My World** (знакомство с культурой своей страны и других стран)
- 2) **Go Green** (узнаем об окружающей среде, проблемах в этой сфере, тексты написаны в занимательной форме)
- 3) **Our School** (в этом блоке есть возможность узнать о других предметах на английском, о математике, географии и т.д.)
- 4) **Troll Tales!** (живое чтение для удовольствия)

Workbook

- My Pictionary
- Plays
- Characters' Cutouts
- Board Games

Список литературы:

- Эванс Вирджиния. Английский язык «Starlight 4». Книга для учителя. Просвещение, 2011
- Эванс Вирджиния. Английский язык «Starlight 4». Рабочая тетрадь. Просвещение, 2011
- <http://pedsovet.su/load/321-1-0-29752> (шаблон презентации)