


# Знакомство с определенным артиклом The, правило употребления. 2класс



---

*Разработала и составила учитель  
английского языка ГБОУ СОШ№1008 г  
Москвы*

Галкина Наталья Анатольевна





# Read:

<b>a</b>	<b>e</b>	<b>i</b>	<b>o</b>
cat	pen	big	dog
fat	ten	in	fox
rat	red	pig	frog
hat	pencil	it	box
has	Bess	slim	on
pan	seven	pink	clock



# A fox – a box


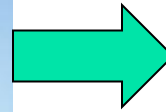
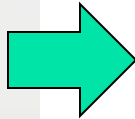
---



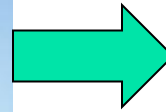
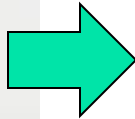


**a rat - a .at - a .at**

---



a rat - a hat - a .at


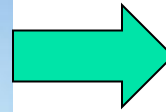
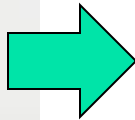









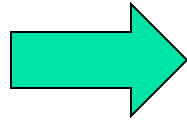
a rat - a hat - a cat

---






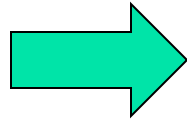
a hen- a .en- a ..n- a ..n- a

...



a hen- a pen- a ..n- a ..n- a




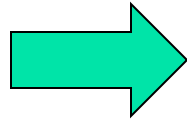
...






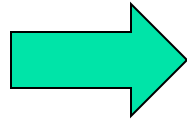


a hen- a pen- a pan- a ..n-





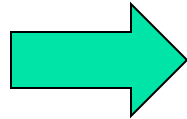
a ...



a hen- a pen- a pan- a pin-  
a ...




a hen- a pen- a pan- a pin-  
a pig



# The Article Song

A  and a  An  and a 

A  and a , too. A  in a .

An  and an . A  and a .

An  for a little  With a  in a .

Закрась ячейки, в которых  
буква совпадает со звуком.

i	k	a	n	m		t	i	s	b	c		n	a	i	s	s
g	m	a	h	t		t	h	o	t	c		n	s	d	t	n
e	l	a	b	v		t	b	a	d	c		n	a	i	s	s
a	s	a	s	r		t	s	n	i	c		n	s	t	d	n
p	d	a	o	u		t	t	i	o	c		n	a	i	s	s
[i]	[k]	[æ]	[n]	[m]		[t]	[b]	[æ]	[d]	[k]		[n]	[æ]	[i]	[z]	[s]





[s]

i	k	a	n	m		t	i	s	b	c		n	a	i	s	s
g	m	a	h	t		t	h	o	t	c		n	s	d	t	n
e	l	a	b	v		t	b	a	d	c		n	a	i	s	s
a	s	a	s	r		t	s	n	i	c		n	s	t	d	n
p	d	a	o	u		t	t	i	o	c		n	a	i	s	s
[i]	[k]	[æ]	[n]	[m]		[t]	[b]	[æ]	[d]	[k]		[n]	[æ]	[i]	[z]	[s]

# Правило

- Мы уже говорили о том, что такое артикль, и ты, наверное, привык к тому, что перед некоторыми словами надо ставить артикль **a** или **an**. Этот артикль называется **неопределенным**, потому, что он употребляется перед словами, которые называют каких-то новых неизвестных нам людей или обозначают новые впервые упоминаемые предметы. Этот артикль употребляется только с существительными в единственном числе.

**Например:**

*It is a cat.* - Это кошка(какая-то кошка про которую мы ничего не знаем).

*Ann has got a dog.* – У Ани есть собака(какая-то собака).

- Если же называется человек или предмет, который нам уже известен (упоминался раньше), то следует употреблять **определенный артикль-the**.

**Например:**

*Ann has got a dog. The dog is big and black.*.-У Ани собака. Собака(эта собака, собака Ани) большая и черная.

- **Запомни артикль не ставится перед:**

-именами: Tom, Ann...

-словосочетаниями -числительное +существительное: *six cats, seven pigs.*


# Вставь артикли там, где это необходимо.



---

- 1.....Ann has got *a* clock. ....clock is red.
- 2.....Bill has got.....box. ... .box is long.
- 3.....Jim has got....stick. ... stick isn` t long.
- 4.....Jill has got.....hat. ... hat is black.
- 5.....Jill has got....pig. ... .pig has got... house.  
... house is grey.

# Вставь артикли там, где это необходимо.



---

- 1.....Ann has got *a* clock. *The* clock is red.
- 2.....Bill has got....box. ... .box is long.
- 3.....Jim has got....stick. ... stick isn` t long.
- 4.....Jill has got.....hat. ... hat is black.
- 5....Jill has got....pig. ... .pig has got... house.  
... house is grey.

# Вставь артикли там, где это необходимо.



---

- 1.....Ann has got *a* clock. *The* clock is red.
- 2.....Bill has got *a* box. ... .box is long.
- 3.....Jim has got....stick. ... stick isn` t long.
- 4.....Jill has got.....hat. ... hat is black.
- 5....Jill has got....pig. ... .pig has got... house.  
... house is grey.



# Вставь артикли там, где это необходимо.



---

- 1.....Ann has got *a* clock. *The* clock is red.
- 2.....Bill has got *a* box. *The* box is long.
- 3.....Jim has got....stick. ... stick isn` t long.
- 4.....Jill has got.....hat. ... hat is black.
- 5....Jill has got....pig. ... .pig has got... house.  
... house is grey.

# Вставь артикли там, где это необходимо.



---

- 1.....Ann has got *a* clock. *The* clock is red.
- 2.....Bill has got *a* box. *The* box is long.
- 3.....Jim has got *a* stick. ... stick isn` t long.
- 4.....Jill has got.....hat. ... hat is black.
- 5....Jill has got....pig. ... .pig has got... house.  
... house is grey.


# Вставь артикли там, где это необходимо.



---

- 1.....Ann has got *a* clock. *The* clock is red.
- 2.....Bill has got *a* box. *The* box is long.
- 3.....Jim has got *a* stick. *The* stick isn` t long.
- 4.....Jill has got.....hat. ... hat is black.
- 5....Jill has got....pig. ... .pig has got... house.  
... house is grey.

# Вставь артикли там, где это необходимо.



---

- 1.....Ann has got *a* clock. *The* clock is red.
- 2.....Bill has got *a* box. *The* box is long.
- 3.....Jim has got *a* stick. *The* stick isn` t long.
- 4.....Jill has got *a* hat. ... hat is black.
- 5....Jill has got....pig. ... .pig has got... house.  
... house is grey.

# Вставь артикли там, где это необходимо.



---

- 1.....Ann has got *a* clock. *The* clock is red.
- 2.....Bill has got *a* box. *The* box is long.
- 3.....Jim has got *a* stick. *The* stick isn` t long.
- 4.....Jill has got *a* hat. *The* hat is black.
- 5....Jill has got....pig. ... .pig has got... house.  
... house is grey.



# Вставь артикли там, где это необходимо.



---

- 1.....Ann has got **a** clock. **The** clock is red.
- 2.....Bill has got **a** box. **The** box is long.
- 3.....Jim has got **a** stick. **The** stick isn` t long.
- 4.....Jill has got **a** hat. **The** hat is black.
- 5....Jill has got **a** pig. ... .pig has got... house.  
... house is grey.

# Вставь артикли там, где это необходимо.



---

- 1.....Ann has got **a** clock. **The** clock is red.
- 2.....Bill has got **a** box. **The** box is long.
- 3.....Jim has got **a** stick. **The** stick isn` t long.
- 4.....Jill has got **a** hat. **The** hat is black.
- 5....Jill has got **a** pig. **The** pig has got... house.  
... house is grey.


# Вставь артикли там, где это необходимо.



---

- 1.....Ann has got *a* clock. *The* clock is red.
- 2.....Bill has got *a* box. *The* box is long.
- 3.....Jim has got *a* stick. *The* stick isn` t long.
- 4.....Jill has got *a* hat. *The* hat is black.
- 5....Jill has got *a* pig. *The* pig has got *a* house.  
... house is grey.

# Вставь артикли там, где это необходимо.



---

- 1.....Ann has got *a* clock. *The* clock is red.
- 2.....Bill has got *a* box. *The* box is long.
- 3.....Jim has got *a* stick. *The* stick isn't long.
- 4.....Jill has got *a* hat. *The* hat is black.
- 5.....Jill has got *a* pig. *The* pig has got *a* house. *The* house is grey.