An illustration of a fluffy orange owl wearing a black graduation cap and round glasses. The owl is holding an open book in its left talon and pointing with its right talon towards a large whiteboard. The whiteboard is mounted on a wooden desk and contains the text of the lesson. On the desk, there is a quill pen in a blue inkwell, a stack of papers, and a small blue jar. In the background, there is a glowing lantern hanging from a branch with yellow flowers. The scene is set in a warm, golden light.

**УРОК**  
НА ТЕМУ  
**«ЧИСЛО И ЦИФРА 9»**


**Подготовила:**  
**учитель начальных классов**  
**МБОУ СОШ №2 г. Лермонтов**  
**Стародубцева Елена Владимировна**




*Улыбнитесь!*



# КОЛОБОК









# Веселый счет

4

5

3

2

7





1



2



3



4



5



6



7



8




9



10









Алексей




# СРАВНИТЬ


5

3

>







3

4







8

4








Алексей



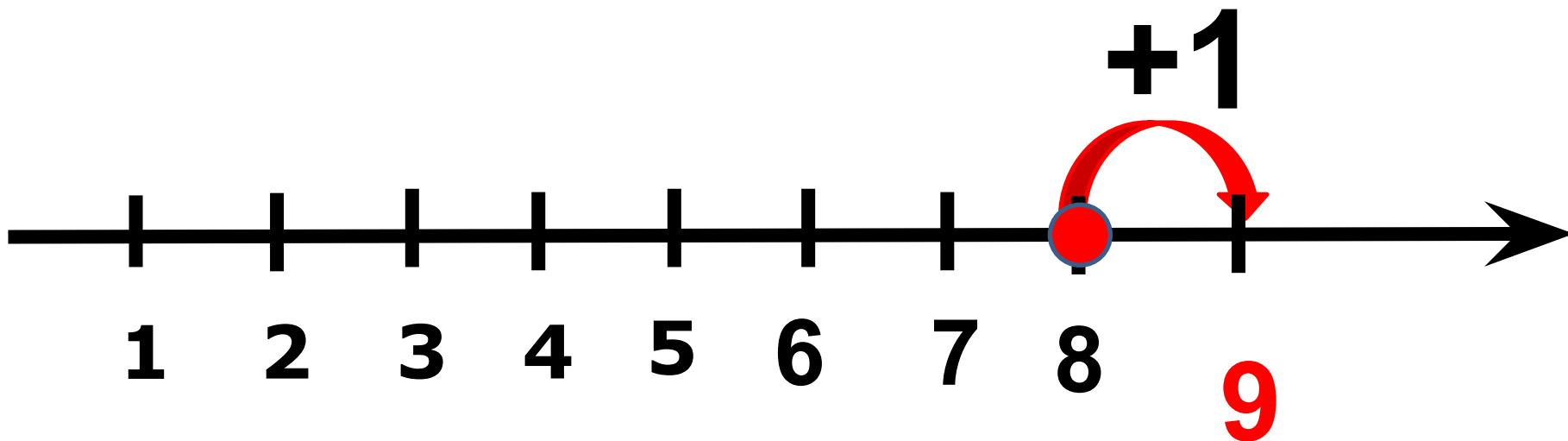






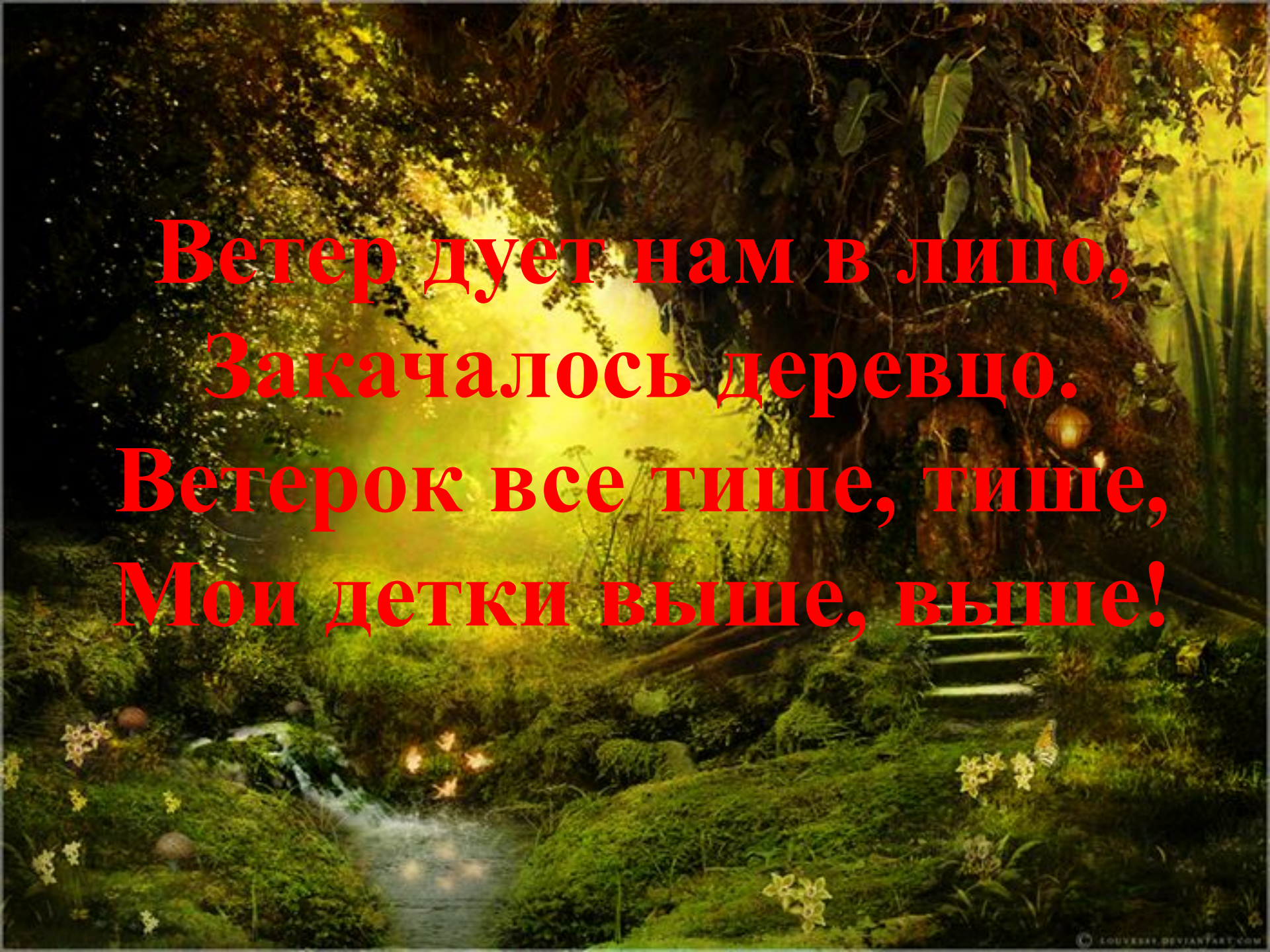
$$8 + 1 = 9$$





$$8 + 1 = 9$$



A lush, magical forest scene. In the foreground, a small waterfall cascades over mossy rocks into a stream. A path leads up a hillside covered in dense green foliage and small white flowers. A large tree trunk is visible on the right, with a small wooden structure or door partially hidden among the branches. The background is filled with tall trees and a bright, hazy light filtering through the canopy, creating a dreamlike atmosphere. Several glowing, star-like lights are scattered throughout the scene, adding to the magical feel.

**Ветер дует нам в лицо,  
Закачалось деревцо.  
Ветерок все тише, тише,  
Мои детки выше, выше!**



ЧИСЛО И  
ЦИФРА 9





# На что похожа цифра 9

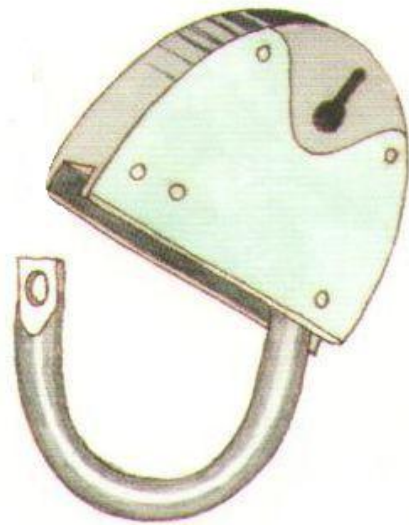
В гости к нам пришла  
девятка –

Цирковая акробатка.

Если на голову станет,  
Цифрой шесть девятка  
станет.

























C.

84



9 3 6 5

9 7 9 1

2 9 3 9



9

1

8

9

4


9

2


9













# МОЛОДЦЫ! СПАСЛИ КОЛОБКА!







## Использованные материалы и Интернет-ресурсы

- javascript:void(0);
- [https://www.google.ru/url?sa=t&rct=j&q=&esrc=s&source=web&cd=7&ved=0CEcQFjAG&url=http%3A%2F%2Fmathematics-tests.com%2Fzadachi-primery-1-klass-po-temam%2Fustny-schet&ei=zZxWU6\\_6KOjZ4QSP4Fw&usg=AFQjCNFrijQqNdv6TCjDrbUe\\_f8V3kZ2uw&bvm=bv.65177938,d.bGE&cad=rjt](https://www.google.ru/url?sa=t&rct=j&q=&esrc=s&source=web&cd=7&ved=0CEcQFjAG&url=http%3A%2F%2Fmathematics-tests.com%2Fzadachi-primery-1-klass-po-temam%2Fustny-schet&ei=zZxWU6_6KOjZ4QSP4Fw&usg=AFQjCNFrijQqNdv6TCjDrbUe_f8V3kZ2uw&bvm=bv.65177938,d.bGE&cad=rjt)
- [https://www.google.ru/url?sa=t&rct=j&q=&esrc=s&source=web&cd=8&cad=rja&uact=8&ved=0CEwQFjAH&url=http%3A%2F%2F900igr.net%2Fkartinki%2Fmatematika%2FUstnyj-schjot-v-1-klasse%2FUstnyj-schjot-v-1-klasse.html&ei=zZxWU6\\_6KOjZ4QSP4Fw&usg=AFQjCNFUwWVD7wfjpCSWo4\\_i-UVh5dMqgg&bvm=bv.65177938,d.bGE](https://www.google.ru/url?sa=t&rct=j&q=&esrc=s&source=web&cd=8&cad=rja&uact=8&ved=0CEwQFjAH&url=http%3A%2F%2F900igr.net%2Fkartinki%2Fmatematika%2FUstnyj-schjot-v-1-klasse%2FUstnyj-schjot-v-1-klasse.html&ei=zZxWU6_6KOjZ4QSP4Fw&usg=AFQjCNFUwWVD7wfjpCSWo4_i-UVh5dMqgg&bvm=bv.65177938,d.bGE)
- [https://www.google.ru/search?q=%D0%BA%D0%B0%D1%80%D1%82%D0%B8%D0%BD%D0%BA%D0%B8+%D0%BA+%D1%81%D0%BA%D0%B0%D0%B7%D0%BA%D0%B5+%D0%B8%D0%B2%D0%B0%D0%BD+%D1%86%D0%B0%D1%80%D0%B5%D0%B2%D0%B8%D1%87&newwindow=1&es\\_sm=122&biw=777&bih=315&tbm=isch&tbo=u&source=univ&sa=X&ei=zJ1WU\\_mLDbHo4QT4qYC4DA&ved=0CCUQsAQ](https://www.google.ru/search?q=%D0%BA%D0%B0%D1%80%D1%82%D0%B8%D0%BD%D0%BA%D0%B8+%D0%BA+%D1%81%D0%BA%D0%B0%D0%B7%D0%BA%D0%B5+%D0%B8%D0%B2%D0%B0%D0%BD+%D1%86%D0%B0%D1%80%D0%B5%D0%B2%D0%B8%D1%87&newwindow=1&es_sm=122&biw=777&bih=315&tbm=isch&tbo=u&source=univ&sa=X&ei=zJ1WU_mLDbHo4QT4qYC4DA&ved=0CCUQsAQ)