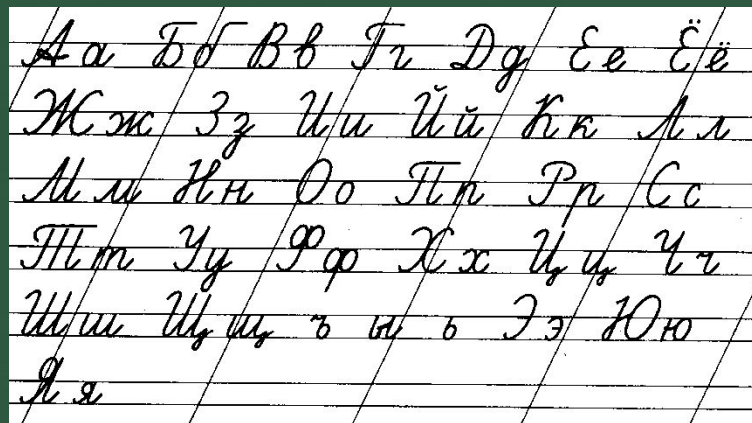


Анимированный плакат

Письменные буквы русского алфавита



Чулихина Е.А.

учитель начальных классов

МОУ «Малодубенская СОШ»

Орехово-Зуевского района Московской области

e.a@mail.ru



Аа Аа	Бб Бб	Вв Вв	Гг Гг	Дд Дд
Ее Ее	Ёё Ёё	Жж Жж	Зз Зз	Ии Ии
Й Й	Кк Кк	Лл Лл	Мм Мм	Нн Нн
Оо Оо	Пп Пп	Рр Рр	Сс Сс	Тт Тт
Уу Уу	Фф Фф	Хх Хх	Цц Цц	Чч Чч
Шш Шш	Щщ Щщ	Ъ Ъ	Ы Ы	Ь Ь
Ээ Ээ	Юю Юю	Яя Яя		


A a

A a



a



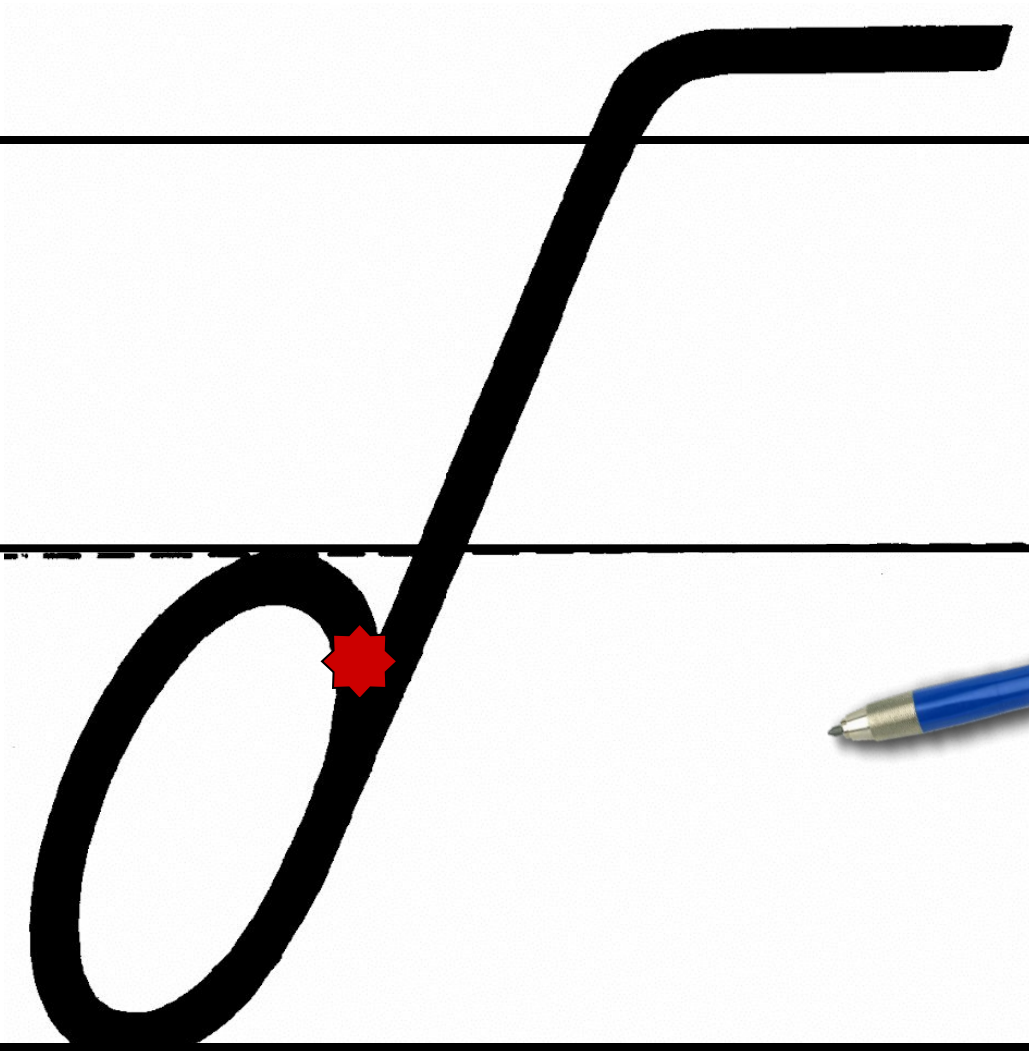



Б б

Б

б







B B

B




b



b






6



B






Г г



2





Дд





Dd



g





E e


E

e



e





E e


Ë

ë



e






Ж ж


Ж

ж

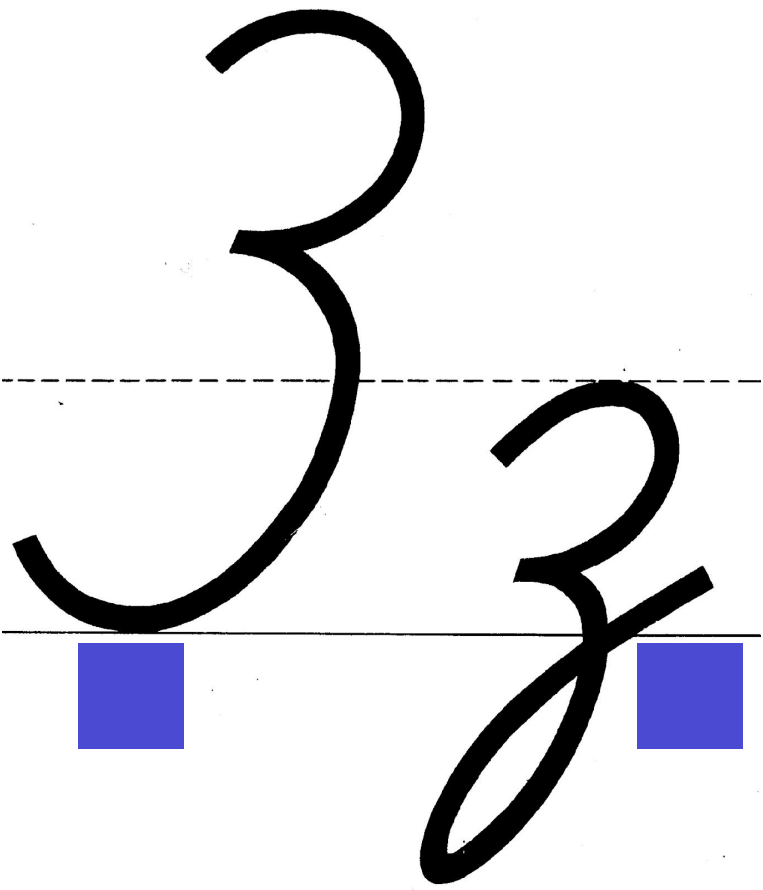


2K





3 3



3



3



И И

И И

и и




u



21





Handwriting practice lines with a cursive letter 'u' and a pen illustration.



A large, thick, black cursive letter 'u' written on a set of four horizontal lines. The letter starts at the middle line, goes down to the bottom line, loops back up to the middle line, and then loops back down to the bottom line.



Kk

Kk



Handwritten cursive letter 'k' with two red starburst markers indicating stroke direction or starting points.



Handwritten cursive letter 'K' on a four-line grid. Two red starburst markers indicate the starting points of the strokes: one at the top of the vertical stem and another at the junction where the stem meets the loop.



Л л

Л

л



Handwritten letter 'L' on a four-line grid. A red starburst icon is at the starting point of the letter on the bottom line.



Handwritten cursive letter 'A' on a four-line grid. A red starburst icon is at the starting point of the letter on the bottom line.



M M


M M m m



π



Handwritten cursive letters 'M' and 'A' on a four-line grid. A red starburst icon is at the start of the 'M' on the bottom line.



Н Н

Н

Н



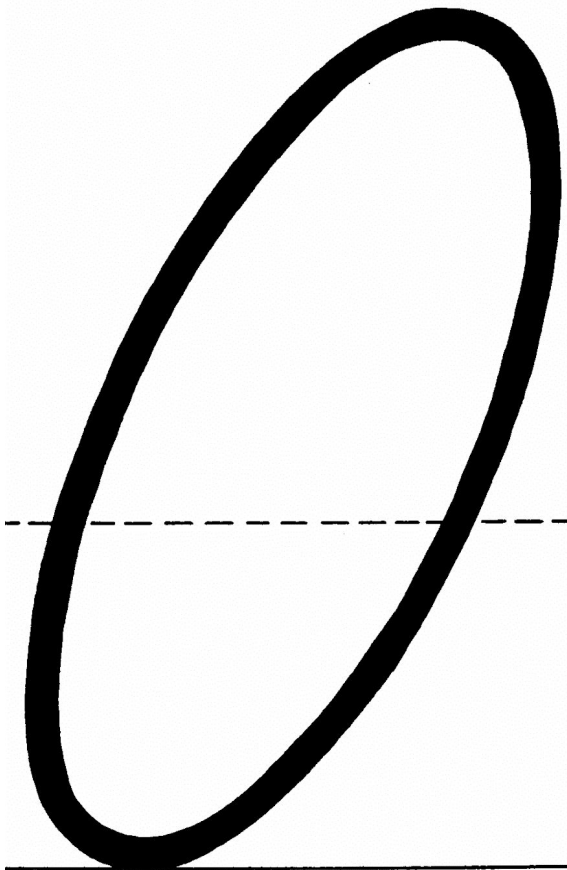



Handwritten letter 'H' on a four-line grid. A red starburst is placed at the top of the left vertical stroke, indicating the starting point for writing.



H





0

o









H h




12

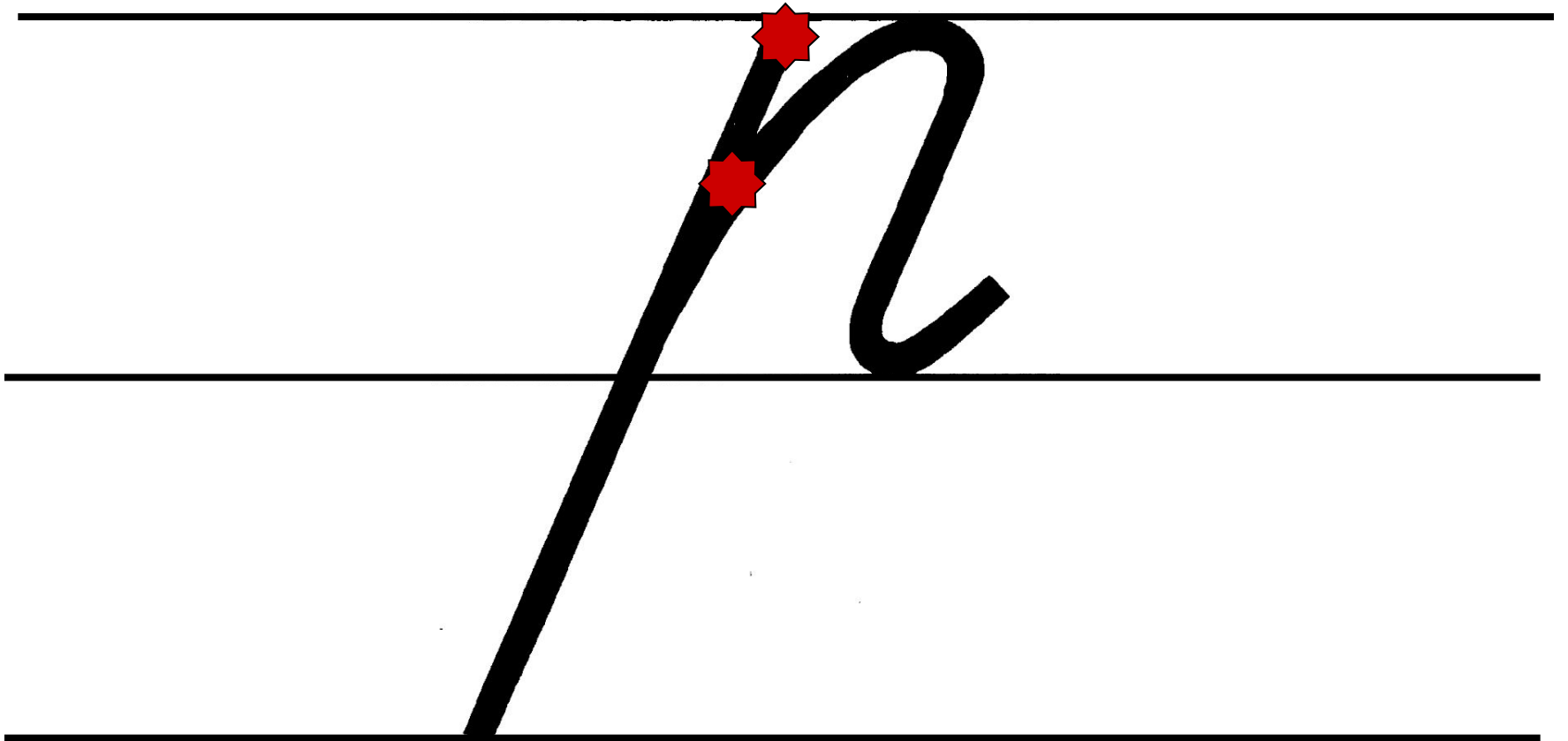


Handwritten cursive letter 'N' on a four-line grid. The letter is drawn in thick black ink. Three red starburst markers indicate key points: one at the top left of the first vertical stroke, one at the top of the second vertical stroke, and one at the top of the third vertical stroke.



Pp





F



Cc

Cc



C



É



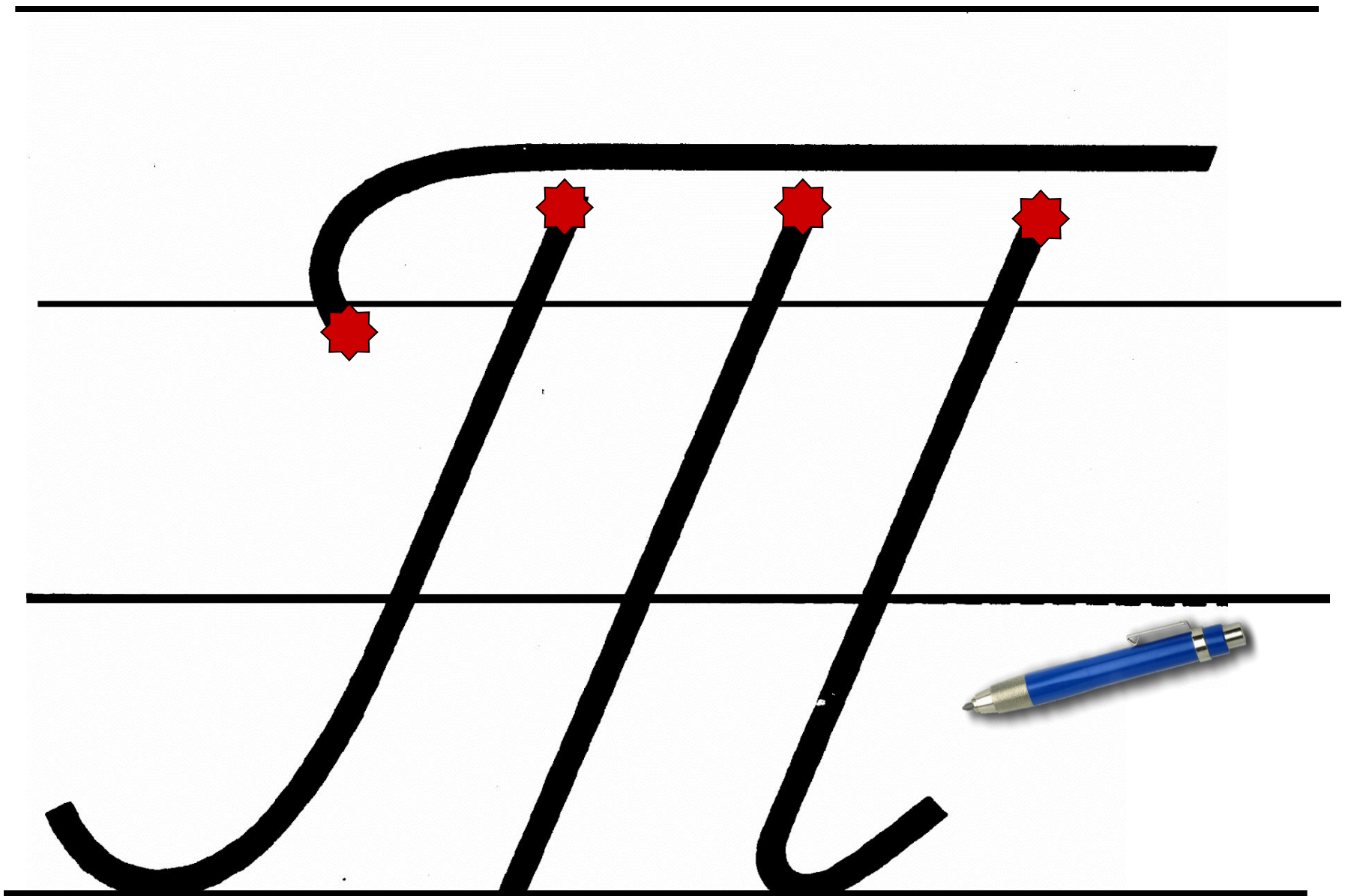
T t

T t



Handwritten cursive letter 'm' on a four-line grid. A red starburst icon is placed at the top of the first vertical stroke to indicate the starting point.





yy

y y




y



g



Ф ф





g



X x

X




x



x





Ц ц

Ц ц

Ц ц



Uy



Handwritten cursive letter 'y' on a four-line grid. A red starburst icon is placed at the top of the letter's stem to indicate the starting point of the stroke.



44

4

4




7



Handwritten cursive letter 'y' on a four-line grid. A red starburst marks the starting point of the stroke at the top line.





W



w




m



21





Щ щ

Щ щ



u y




W



b

b





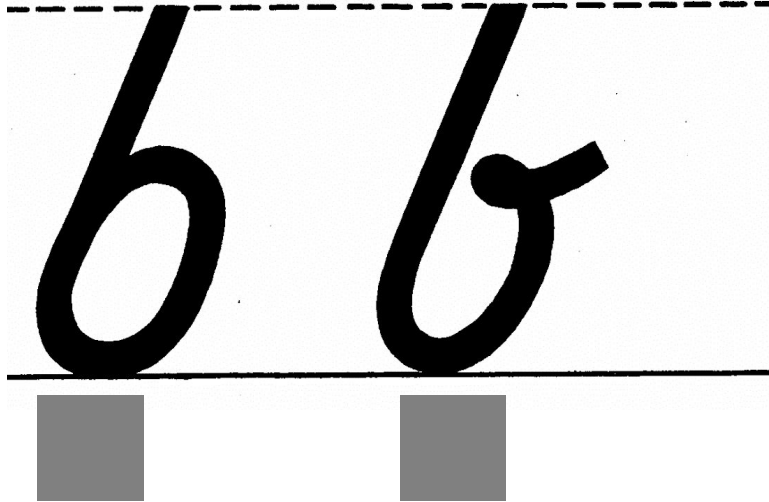

Ы I

Ы I



64





6




6



Э э

Э э





3




Ю ю

Ю

Ю Ю



HO



10



10



Я Я

Я


я



g



g



Используемые материалы:

1. Голованов Ф.Г. *Демонстрационные карточки печатных и письменных букв*. М., Просвещение, 1971 г.
2. <http://www.lenagold.ru/fon/clipart/k/kar/karanda16.png> (картинка с изображением ручки)
3. www.it-n.ru/communities.aspx?cat_no=5025&lib_no=23224&tmpl=lib (шаблон с изображением школьной доски)



Завершить показ