





Мультисенсорная среда для обучения английскому языку детей дошкольного возраста на примере УМК Cookie and Friends

Cookie and Friends



- Class Book
- Plus Pack
- Teacher's Book
- Class Audio CD
- Play Pack (for Starter and Levels A and B)
- CD-ROM
- DVD

https://elt.oup.com/catalogue/items/global/pre-school/cookie_and_friends/?cc=global&sellLanguage=en&mode=hub

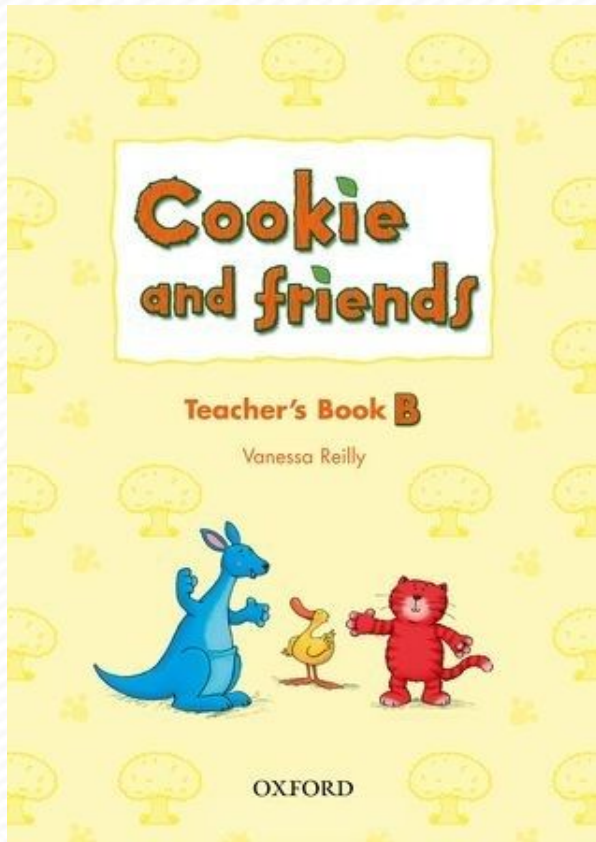
Cookie and Friends – курс-победитель Британского Совета по инновациям





Курс Cookie and Friends создан с учетом всех особенностей психофизиологического развития детей дошкольного возраста

- Сказочный мир и забавные персонажи
- Ритуалы и стимулы к организованной деятельности детей
- Смены видов деятельности во время занятия (от 5-8) – занятие может длиться до 60 минут
- Качественная дидактика и медиа-ресурсы для развития мультисенсорного интеллекта :
 - Песни, традиционные напевы для упрощения и улучшения восприятия материала;
 - Мультфильм, диалоги и песенки на DVD Cookie's Nursery Rhyme Video;
 - Отрывные страницы с упражнениями, флешкарты, карточки с историями, постер с кенгуру Lulu, игрушка-котёнок Cookie
- Приемы для создания мультисенсорной среды



Unit 1 Family

Lesson 1

Language

New

baby, mummy, daddy, sister, brother, family

Recycled

Numbers (Book A), Cookie, Lulu, Densel, hello, bye-bye

Passive


Sit down! Stand up! Stop! Everyone... listen to me. Point to ... Has need ... Match ... How many can you see? Can you see the number ... ? One little owl sitting in a tree. How comes ... owl

Materials checklist

- Cookie puppet
- Densel puppet
- Lulu poster with family flashcards in her pouch
- Flashcards: baby, mummy, daddy, sister, brother, family

- Worksheet 3
- CD B/cassette
- Pencils

- Extra activities: CD A/cassette, number flashcards, a bag of white cotton wool balls, brown paper/card, glue



Cookie's circle time

1 Hello, everyone Track 4

Sit the children in Cookie's circle and sing the **Hello song**.

Hello song Tune: Brown girl in the ring

Hello, everyone. Tra-la-la-la-la.
Hello, everyone. Tra-la-la-la-la.
Hello, everyone. Tra-la-la-la-la.
Hello, everyone.

Go round with the Cookie puppet saying Hello, shaking hands or kissing the children. Show the children the yellow Densel puppet from the Starter unit and say Hello, Densel. Point to the Lulu poster and say Hello, Lulu.

2 Poster time

Now take the Cookie puppet to the Lulu poster and say Hello, Lulu, encouraging the children to join in. Say Lulu, what have you got in your pouch? Take the flashcards out of Lulu's pouch one at a time, saying baby, mummy, daddy, sister, brother, family. Put up the flashcards and make Cookie greet all the owl family. Say Hello, baby/mummy/daddy ... and encourage the children to copy you. Take the flashcards down at the end of this activity.

3 Hello, baby!

(If you are short of time, miss out this activity.)

Tell the children to stand up, singing:

Stand up, everyone. Tra-la-la-la-la.
In a circle, everyone. Tra-la-la-la-la.
Stand up, everyone. Tra-la-la-la-la.
In a circle, everyone.

Show the children one of the owl family flashcards. Say Hello, (baby). Now hand the flashcard to the child next to you and encourage him/her to copy you, saying Hello, baby. This child passes the flashcard to the next child who repeats the procedure until you say Stop!

The child holding the flashcard then gives it to you in return for a new flashcard. This child now starts the chain again, greeting the new family member. Repeat until the children have greeted all the family members.

Transition marker

Send the children back to their seats, using your usual Transition marker (see page 9 of the Introduction).



- Теория множественного (мультисенсорного) интеллекта
- Стили обучения
- Мультисенсорная образовательная среда
- или предметно-развивающая среда (ФГОС)
- Интегрированный или комплексный подход к обучению



Создание мультисенсорной среды



Создание мультисенсорной среды



Создание мультисенсорной среды

