

Quick Reading Tips

*Easy and Effective Ways to
Expand Your Comprehension*



• Nurlyeova Aigerim 323gr



What We Will Cover

- Reading Strategies
True/False
- Using Your Text To Prepare
For Class
- Making Notes On Your
Reading
 - Notes in a notebook
 - Notes in a textbook
- Using Your Text After Class



How Much Do You Know About Good Reading Strategies?

True or

False?
False

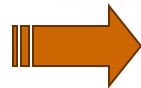
- You must always read every word in the chapter or you will not understand it.



Effectively skimming the chapter works for some texts and is often more time effective.



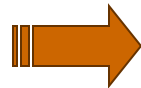
- If you read too fast, you will lose some of your comprehension.



False

There is no known link. Comprehension comes from being able to pull out important information.

- Taking notes on reading lengthens the reading process.



False

It shortens the time by keeping you focused and saves future study time.



Preparing For Class

Reading Tips

- Always read the chapter that will be covered before class.
 - What the instructor says will make more sense.
 - The instructor often assumes the lecture will be building on knowledge from the text, not creating new knowledge.
- Find a quiet place to study-Eliminate Distractions!
 - Some distractions are external: Chatter, Radio, etc.
 - Some are internal: Fears, Worries, etc.



Preparing For Class

More Reading

Tips

- Set realistic reading goals!
 - Will you read or skim text in detail?
 - How long will you work with that text?
 - Should you read it in sections?
- Write down any questions that you still have about your topic.
 - Listen for the answers to those during the course lecture.



Making Notes On Your Reading

- Make notes in your book **or** notebook to simplify future studying.
 - Notes in your text
 - Do this after you have read-NOT WHILE READING.
 - You do not know what is important until after you finish.
 - Underline subjects & verbs
 - Notes in a notebook:
 - Find a consistent method that works for you.



Notes In A Notebook

Survey the text: Critically look at all

- ☐ Headings
- ☐ Pictures (maps, charts, or graphs)
- ☐ Summaries

Questions: Turn all of the headings into questions.

- ☐ Write out questions and speculate answers before reading.

Read: Focus on answering your questions as you read.

- ☐ Write down the real answers to your questions.
- ☐ These make great self-quiz questions before tests.

Recall: Without looking at your book or notes, sketch, in your own words, the main points of the reading.

- ☐ This forces you to THINK!

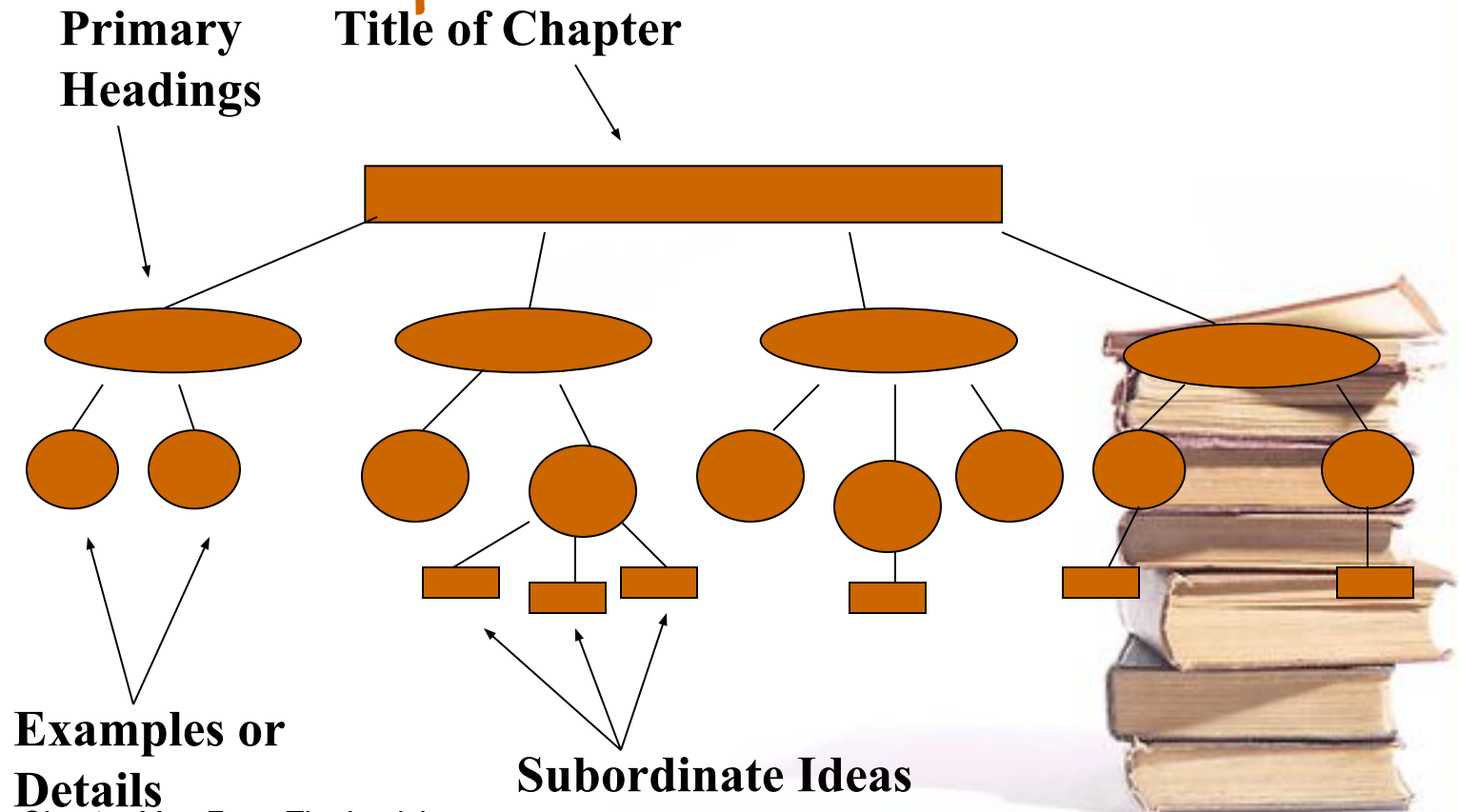
Review: Usig your book & notes, see how well you did.

- ☐ Note the things you stated incorrectly or forgot.



Notes In A Notebook

Create a Chapter Map



-Based on a Chapter Map From The Louisiana State University's Center For Academic Success



Notes In A Textbook

All significant ideas are noted.

Economical markings enable quick review.

ROME'S CULTURAL LEGACY (5)

1. *preserve G.K. cult.*
2. *professions*
3. *Latin*
 - a.
 - b.
 - c.
 - d.
4. *thought (shaped by language)*
5. *e.g. of Roman peace*

The Romans have left us a great deal. It is broadly true that in the arts, in literature, and in philosophy they were imitators of the Greeks rather than originators. The preserved much of what the Greeks had done. In law, in both civil and military engineering, and in architecture what they did was never wholly lost to their European successors. Serving as the medium for all formal culture in the European west, their language remained for over a thousand years after the fall of the empire. Above all it remained the lingua franca for the Roman Catholic Church. Until only yesterday, Latin was an inescapable part of all higher education in the European west. It is today, embedded in all western tongues, even in German, and most certainly in English, as the carrier of most of our cultural ideas. We think as we do, in part at least, because of the way Caesar, Cicero, and thousands of forgotten Romans thought. And, as heirs of four hundred years of nationalistic and religious wars, we can never quite get the example of the Roman Peace out of our minds.

really need to learn latin?!

Different marks for different purposes.



Margins used for summaries, outlines, comments



Using Your Text After Class

- Once you have gone to class, return to the chapter to read it again more thoroughly.
- Compare the notes that you took in class, to those that you took from your reading.
- Do you still have questions about the subject?
 - If you can not find the answers in your text the 2nd time through, arrive to the next class early and ask your instructor prior to class.



Need More Help Reading Effectively?

