


Step 3 : Setting of Suction modulating valve

Step 3-1 Cut clamps and remove the coil





Clamps





Step 3-2

Contact the Emergency magnet to the mounting of coil and open SMV fully by circulating of magnet



*Emergency magnet is in onboard spare parts kit

Step 3-3

When SMV open fully, magnet cannot rotate around the mounting of SMV coil.



Step 3-4 Turn ON the circuit breaker to start

