

The Production of Language Learning Materials by means of the Internet



Examples for teachers of English



Presented by :

Martin Lange

Lektorat Deutsch als Fremdsprache

Director of Key Skills Center


Christian-Albrechts-Universität, Kiel



Presented by :
Martin Lange

- CONTACT
- mlange@zfs.uni-kiel.de
- Tema: „Internet“


The problem of teaching-resources



- Too old ?
- Too boring ?
- Not authentic ?
- Too expensive ?
- Too difficult to obtain ?

The material is **too old** ... ?



- The **internet** provides day by day, hour by hour and sometimes **up to the minute** what is happening **worldwide** 
- www.bbc.co.uk
- [http://news.google.co.uk/nwshp?hl=en&t
ab=wn](http://news.google.co.uk/nwshp?hl=en&tab=wn)

The material is too old ... ?




- The **internet** provides day by day, hour by hour and sometimes **up to the minute** what is happening **worldwide** 
- **News Alert:**
- **Be „alarmed“ when YOUR topic is in the news !!!**
- <http://www.google.co.uk/alerts>

The material we have is **too boring ... ?**

The **internet** provides great **variety**:

- **By topic**
- **By addressee**
- **By media type**





Variety ? Yes !!!

- topics: **Literature, Sciences, Economics, etc.**

- addressees: For **children, for laymen,**
for scholars

- By media type: **Written texts, audio, video,**
multimedia

Important is what YOU choose !!!

New material is **too expensive** ...

- O.K., but is it worth paying for all the new fancy and shiny materials ?



- Have you checked if the material available is suitable for **YOUR** purposes ?





New material is **difficult to obtain ...?**


NO !!!

- **Use your computer resources**
- **Easy access to tons of material**
- **E-mail address being accessible world-wide and free of charge**

- **Authentic material at your fingertips**

How can I find material ?


- By **searching** the internet through:
 - Catalogues
 - Search machines
 - Mailing lists



What is available ?

1) SOURCES

- a) **Newspaper** texts / Literary texts
- b) Databases/ **Dictionaries**
- c) **Pictures** (as stimulus for language production)
- d) Radio **news** and features
- e) **TV** programs
- f) **Maps, biographies, history, diagrams ...**




What is available ?

2) TOOLS

- to create cloze tests,
- to create listening comprehension tests
- to create crossword puzzles



YOUR brain and YOUR fantasy !!!



Who has the time to produce all the material ?

- Some people have a commercial interest in making available their material ...
- Some people believe in sharing knowledge and ideas .
- YOU can help these people
- YOU can count on their support





How do I contact these people ?

- FORUMS
- MAILING LISTS
- TEACHERS' ORGANISATIONS

Please SEARCH for

„EFL“, „language teaching“, etc.

How do I bring the material to the classroom ?

You can ...

- **print and copy what you find**
- **record authentic sound onto tape/USB flash card**



How do I produce a CLOZE TEST ?

1. Find an interesting text
2. Press CTRL + A
3. Press CTRL + C
4. Go to:

<http://www.goethe.de/lhr/prj/usg/deindex.htm>



Now you **insert your text** and
change it into a **worksheet !!!**

1. Klick into the window

2. Press CTRL + V

(insert, from above)

1. Choose you options ...

#..... 4./7./10. ... ?

Setzen Sie die folgenden Wörter (bzw. Wortteile) in die Lücken im Text:

Baltic countries interest Kaliningrad Kant

Kiel is situated at the _____ coastline. It has many a twin-town in other _____. Kiel's Russian partner is _____, a city of great historical _____. For example, Immanuel _____ used to live here, and _____ was buried here.

THIS IS A TEXT WITH
BLANKS TO FILL ____.



Word finding activities for newly taught vocabulary

1. Go to:
<http://puzzlemaker.discoveryeducation.com/WordSearchWithMessageSetupForm.asp>
2. Choose: „word find“
3. Type in all the **new words** you taught today
4. Press: **Create crossword**

One step beyond ...

- Students' homepages
- Exchange ideas with
other teachers
- Web cameras and
multimedia-learning



my job ?


- We will always need good teaching staff
- The computer is only a tool
- Let's learn from our students



And the future ?



- Teaching the teachers
- Computer skills Curriculum
- Sharing knowledge -
a new scientific community



Sources

- **Dictionaries and Thesaurus**

- www.merriam-webster.com/

- **English-Russian-English ?**

- http://www.lexilogos.com/english/russian_dictionary.htm



Sources

General English courses online

www.bbc.co.uk/worldservice/learningenglish/

<http://www.eslcafe.com/>

<http://www.teachingtips.com/blog/2008/06/24/100-best-resources-and-gui>

<http://www.english-4u.de/>

Sources

- **Keep up your English:
Lesson plans**

- <http://www.bbc.co.uk/worldservice/learningenglish/teachingenglish/plans/uptodate.shtml>

Sources

- Exercises with „Breaking News English“
- <http://www.breakingnewsenglish.com/>

Sources

Podcasts for Listening Comprehension

<http://www.bbc.co.uk/radio4/podcasts/>

Bookclub:

Listen to real authors

http://www.bbc.co.uk/worldservice/specials/133_wbc_archive_new/page2.shtml



Sources

**BBC World „Science“
and „Click“ (Computer Magazine)**

http://www.bbc.co.uk/news/world_radio_and_tv/



Sources

- **Click-online, magazine for computer-buffs**

- http://news.bbc.co.uk/2/hi/programmes/click_online/default.stm

Sources

- Example for „Science in Action“
- <http://www.bbc.co.uk/programmes/p00ldzyw>

Sources

- **English pronunciation**

- *Homographs I*

- [http://www.youtube.com/watch?v=D
B1amZpfDaQ&feature=related](http://www.youtube.com/watch?v=D
B1amZpfDaQ&feature=related)

- *Homographs II*

- [http://www.youtube.com/watch?v=9
WeLJj_dUc8&feature=related](http://www.youtube.com/watch?v=9
WeLJj_dUc8&feature=related)



Sources

- **Phrases**

- <http://www.phrases.org.uk/meanings/index.html>



Sources

- **Listening, Reading,
Exercises, Computer Games**

- <http://www.teachingenglish.org.uk/>

Sources

- **Example: How to apply mind maps for creative writing**
- <http://www.teachingenglish.org.uk/articles/using-mind-maps-develop-writing>



Sources

- **POEMS**

- <http://www.poetryfoundation.org/>



Sources

- **Grammar exercises with fun**
- <http://www.chompchomp.com/handouts.htm>



Sources

- **Food for thought and discussions**

- <http://www.miniature-earth.com/>

- <http://www.youtube.com/watch?gl=GB&hl=en-GB&v=dGCJ46vyR9o>

- <http://www.6billionothers.org/>

Sources

- **Radio 4 (BBC)**

- <http://www.bbc.co.uk/radio4/programmes/schedules/fm>

- You can take a look here at upcoming programmes:

- <http://www.bbc.co.uk/radio4/features/programmes/>





Sources


- **The Moscow Times**

- <http://www.themoscowtimes.com/index.php>

- 
- What to do with
 - all these sources ?

- 
- What to do with
 - all these sources ?
 - Edit and print out texts

- 
- What to do with
 - all these sources ?
 - Edit and print out texts
 - Include your source in order to follow copyright laws

- 
- What to do with
 - all these sources ?
 - Edit and print out texts
 - Include your source in order to follow copyright laws
 - Copy audio/video onto USB



■ AUTHORWARE



■ AUTHORWARE

■ Free if charge but limited

■ Goethe Institut:

Übungsblätter selbstgemacht

■ [http://www.goethe.de/lhr/prj/usg/deinde
x.htm](http://www.goethe.de/lhr/prj/usg/deinde
x.htm)



■ AUTHORWARE

■ **Lingofox ...**


■ <http://www.lingofox.de>

■ Click on the British flag



- **AUTHORWARE**

- **Lingofox ...**

A decorative header at the top of the slide features a collage of nature scenes. On the left, there are green leaves and a yellow flower. In the center, a brown bird is perched on a branch. On the right, there are blue rocks and a yellow flower. The background of the slide is a light beige color with a subtle texture.

Thank you very much for
your interest and your
hospitality