





Project Work Touchstone 3

MAKING A SURVEY





Lecture Series

YOUNG PEOPLE TODAY

Come listen to these researchers share the results of their surveys.



"Schools Today" - Special Talk by Professor David Collins

- Only 10 percent of young people today say they study over an hour a day.
- One-third of all high school students think that school is not challenging.

"Teen Spending Habits" - Presented by Dr. Kana Suzuki

- Most teens say they receive over \$100 a month from their parents.
- Forty percent of 18-year-olds say they go shopping every weekend.

"Youth's Values and Attitudes" - Find out from Dr. Tina Thomas

- Half of all young people believe they can make a difference in the world.
 - Two thirds of teens say friends are very important in their lives.
- 
- 

Survey topics	Questions
1. Shopping habits	How often do you buy new clothes? a) two or three times a week b) about once a week c) once or twice a month
2. Cell phone use	What do you use your cell phone for the most? a) making calls b) sending messages c) Browsing the Internet
3. Part-time jobs	What do you think is the most important feature of a part-time job? a) a good pay b) friendly coworkers c) enjoyable work
4. _____	_____ _____ a) _____ b) _____ c) _____



Describing a survey

The aim of the survey


I did a survey to find out about ...

I conducted a survey about...

The survey group



I interviewed I surveyed The group included	16 teenagers 9 girls and 7 boys	aged 15 to 19 between the ages of 15 and 19.
---	------------------------------------	--



Reporting survey results

Whole numbers

Two
Four out of ten

(people) **said** they read the newspaper.

Percentages

47 % (of teenagers) said they watch TV every day.



Fractions

One-quarter
One-third
Three-quarters

of the young people

said they exercise.

Half
Two-thirds

of the students surveyed

said they don't watch TV.

Hannah's youth survey

Young People's Eating Habits

A summary of the results

The best fast food

A description of the survey group

A question about healthy foods


General information about the topic

The aim of the survey

My conclusion and recommendation

A question about eating habits and how healthy they think they are

A question about junk food and fast food




Visual Aids

pie chart graph table Venn diagram

1



2



A chalkboard with a table divided into two columns: 'PROS' and 'CONS'. The table is drawn with white chalk on a dark grey surface. A faint 'i23RF' watermark is visible at the bottom.

PROS	CONS

3



4



NOW DIVIDE IN PROJECT
GROUPS!


Each group shouldn't be more than 5
students.




Brainstorming

Theme of your project this term is

FAMILY LIFE.



Choose a survey topic. Write it in the center of the brainstorming map. Then brainstorm survey questions you can ask about the topic.



Survey your classmates

1. Talk to students from other project groups.
 2. Make notes.
 3. Be ready to prepare a draft 3-5-slide Power Point Presentation by the next class.
- 