

# INTRODUCTION TO MEASUREMENT OF BUILDING WORKS

**PowerPoint® Slides**

**by Lecturer Name : Aminah M. Bakhari**

Element: Site Clearance of Site  
Preparation

# Site Preparation/Site Clearance

**SMM2 / SECTION D / Page 16**

Site Preparation / Site Clearance is a work of clearing the ensure that the project site, ready to built the building

The work involved as follows: -

1. Clearing of grass, shrubs.
2. Cutting trees.
3. Take out their root.



## **Site Clearance / Site Preparation**



## **Site Clearance / Site Preparation**



## Site Clearance / Site Preparation

Element: Site Clearance or Site  
Preparation

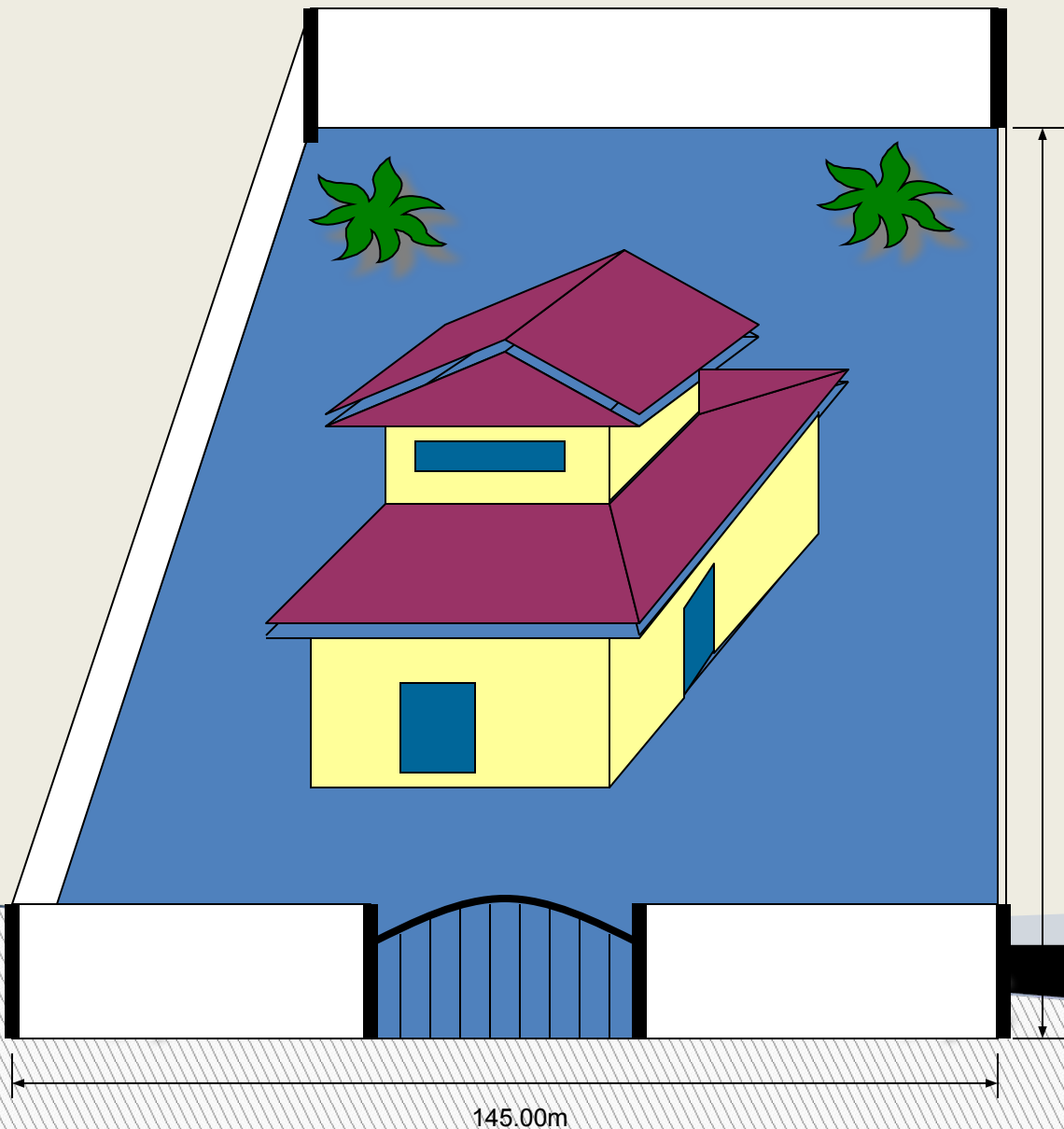


# STANDARD METHOD OF MEASUREMENT (Building Works) SMM 2 SECTION D Page 16



Item (Taking Off List)	Description	Explanation of taking-off	Explanation of measurement
1. Clearing site	1. Clearing site of undergrowth bushes, scrub & the like & grubbing up their roots	D.3 -Removal of vegetation that was cut does not need to be mentioned because of the work included in the measurement items	Title of work shall be described to facilitate review
2. Cutting down trees	2. Cutting down trees <u>n.e 300mm girth</u> at 1.00m high above ground level & grubbing up their roots & filling voids left by removal of roots with material arising from excavation	D.4 - Give back filling the hole dug where necessary and work are separated by cutting trees in the tree circumference measured at 300mm	D.3 - Site clearance must be measured in m2.
	3. Ditto; <u>300mm b.n.e 600mm girth</u> ; ditto	D.23 - Specify the type of material used to bury behind the hole according to the classification given.	D.4 - Cutting tree must be measured in no.
	4. Ditto; <u>600mm b.n.e 900mm girth</u> ; ditto		
	5. Ditto; <u>900mm b.n.e 1200mm girth</u> ; ditto		
		Element: Site Clearance or Site Preparation	

# STANDARD METHOD OF MEASUREMENT (Building Works) SMM 2 SECTION D Page 16

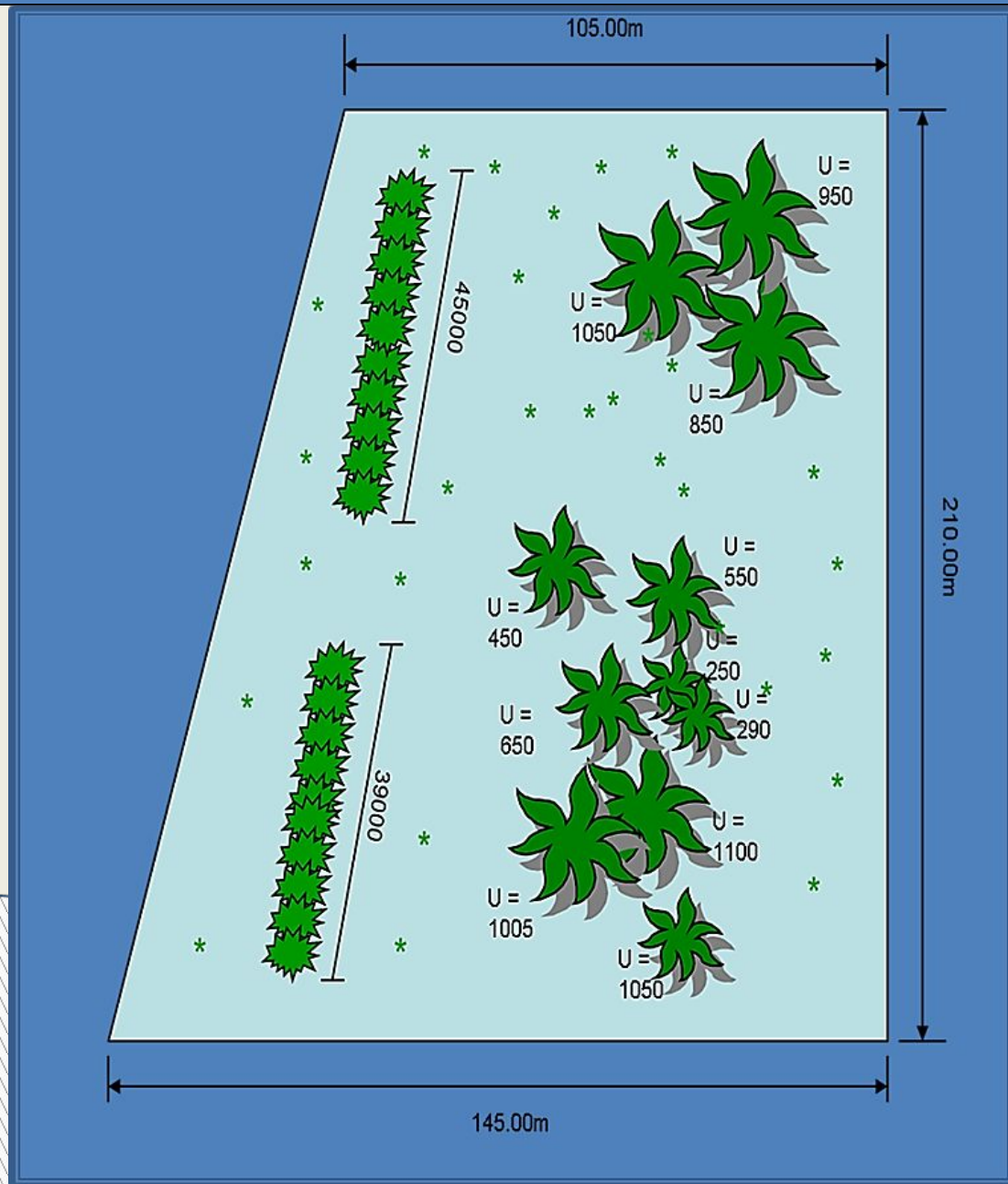
Item (Taking Off List)	Description	Explanation of taking-off	Explanation of measurement
1. Cutting down hedges	1. Cutting down <u>hibiscus hedges average 900mm high</u> & grubbing their roots	D.2 - state the type and high of cutting down hedges	Title of work shall be described to facilitate review  D.2 - Cutting down hedges shall be measured in m



Symbol :

*** ***	Bushes & Grass
	Hedges
	Tree
U	Girth





Symbol :

*** ***	Bushes & Grass
	Hedges
	Tree
U	Girth

## Taking Off List

Bil	Item	Unit
1.	Clearing undergrowth	m2
2.	Cutting down trees not exceeding 300mm girth	No
3.	Cutting down trees 300mm b.n.e 600mm girth	No
4.	Cutting down trees 600mm b.n.e 900mm girth	No
5.	Cutting down trees 900 b.n.e 1200mm girth	No
6.	Cutting down hedges	m

# Clearing site

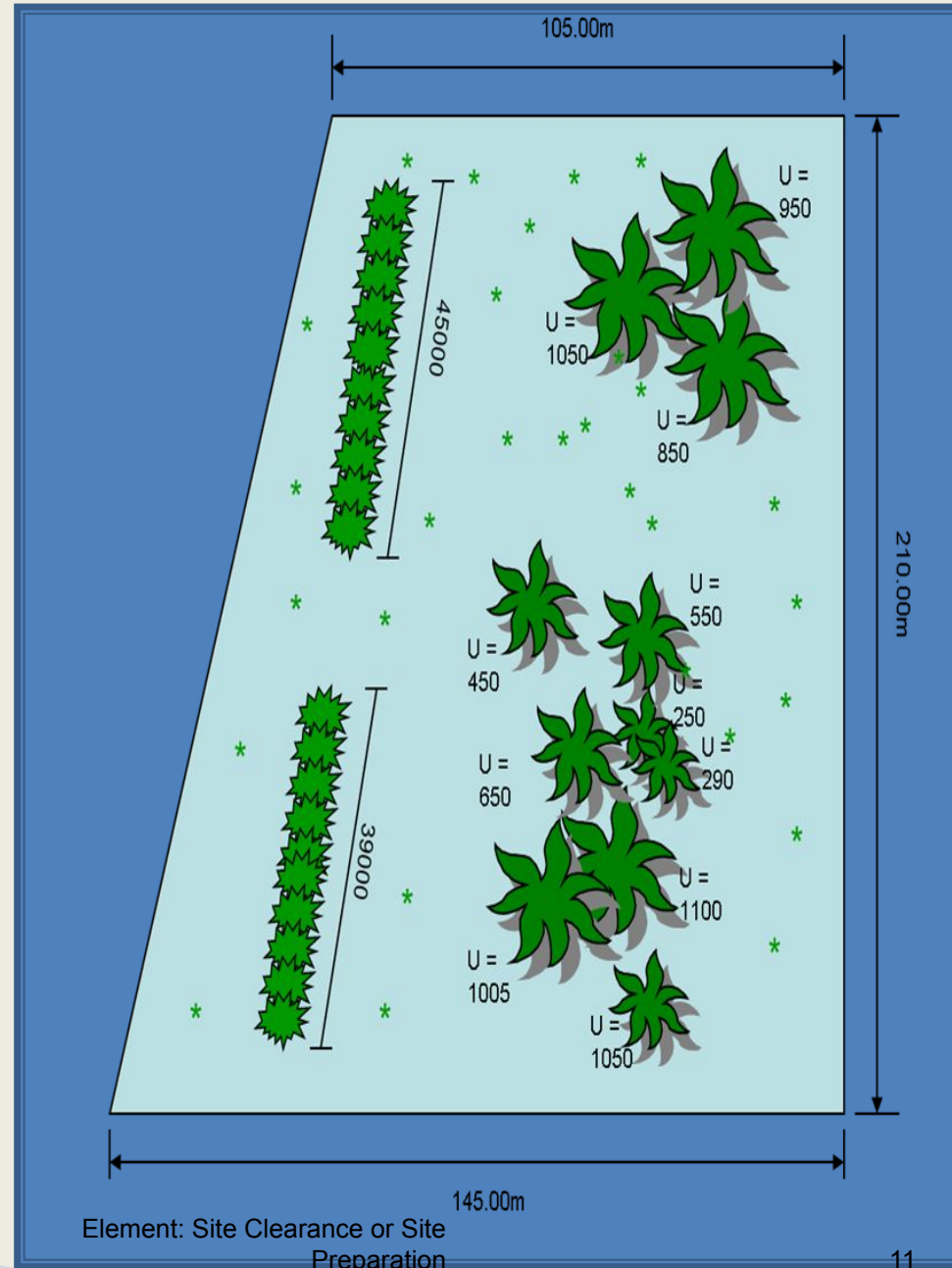
Area  
Ave. length  
 105.00  
Add 145.00  
 2, 250.00  
125.00

Width  
210.00

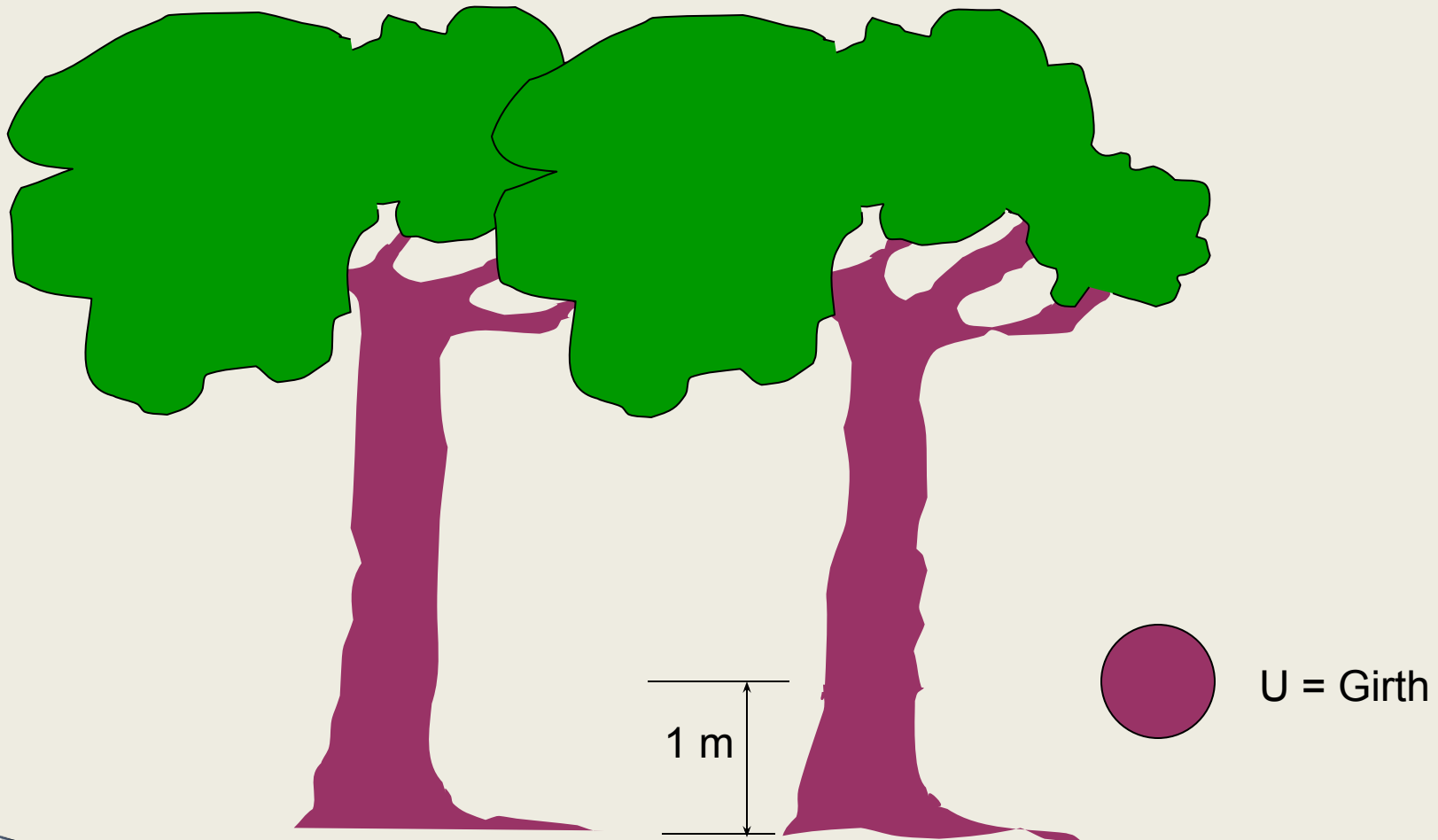
Clearing site of undergrowth,  
 bushes, scrub and the like and  
 grubbing up their roots

125.00  
 210.00

26250.00

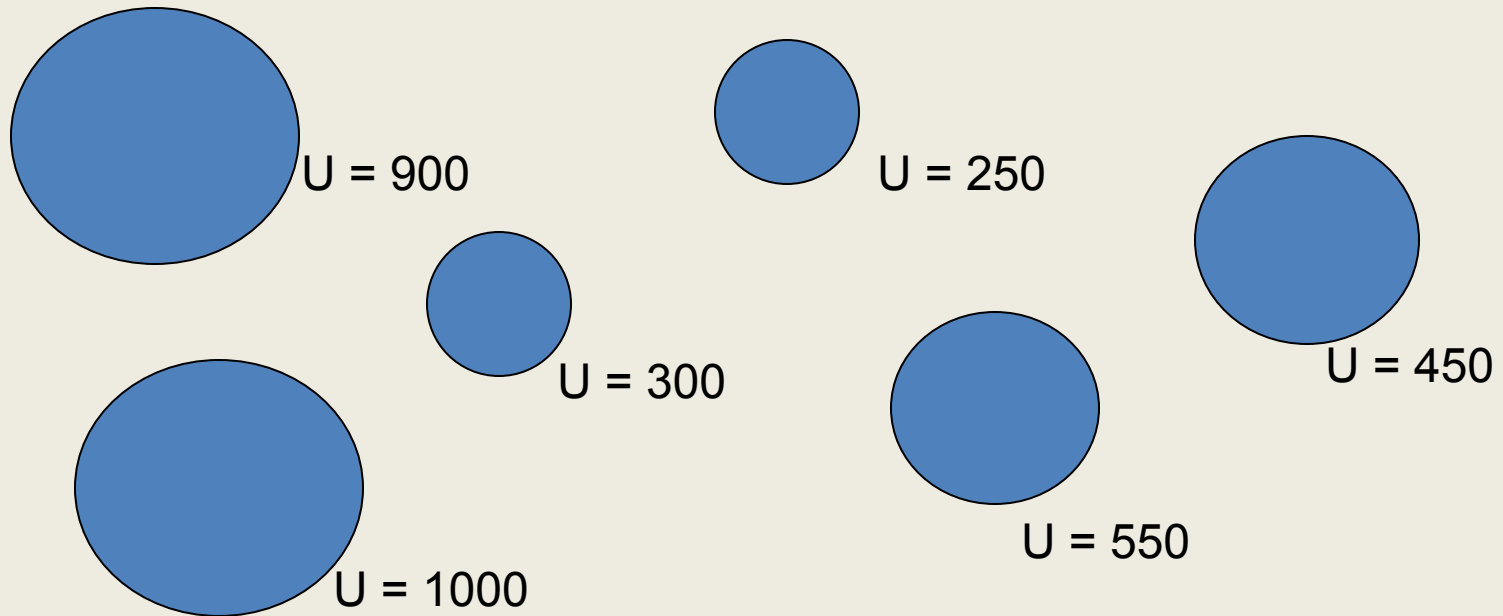


# Cutting down trees



According to D5 SMM2 page 16 SECTION D

# Cutting down trees



Not exceeding 300

**2 nos**

Exceeding 300mm but not exceeding 600

**2 nos**

Exceeding 600mm b.n.e 900mm

**1 no**

Exceeding 900mm b.n.e 1200mm

**1 no**

Clearing site

Area  
Ave. length  
105.00  
Add 145.00  
2, 250.00  
125.00

Width  
210.00

125.00  
210.00

26250.00

Clearing site of undergrowth,  
bushes, scrub and the like and  
grubbing up their roots

Cutting down  
trees

2

2

Cutting down trees n.e 300mm  
girth at 1.00m high above  
ground level and grubbing up  
their roots and filling voids left  
by removal of roots with  
material arising from  
excavation

2

2

Cutting down trees 300mm  
b.n.e 600mm girth at 1.00m  
high above ground level and  
grubbing up their roots and  
filling voids left by removal of  
roots with material arising from  
excavation

<u>Cutting down trees</u>	
2	<p>Cutting down trees n.e 600mm b.n.e 900mm girth at 1.00m high above ground level and grubbing up their roots and filling voids left by removal of roots with material arising from excavation</p>
5	<p>Cutting down trees 900mm b.n.e 1200mm girth at 1.00m high above ground level and grubbing up their roots and filling voids left by removal of roots with material arising from excavation</p>

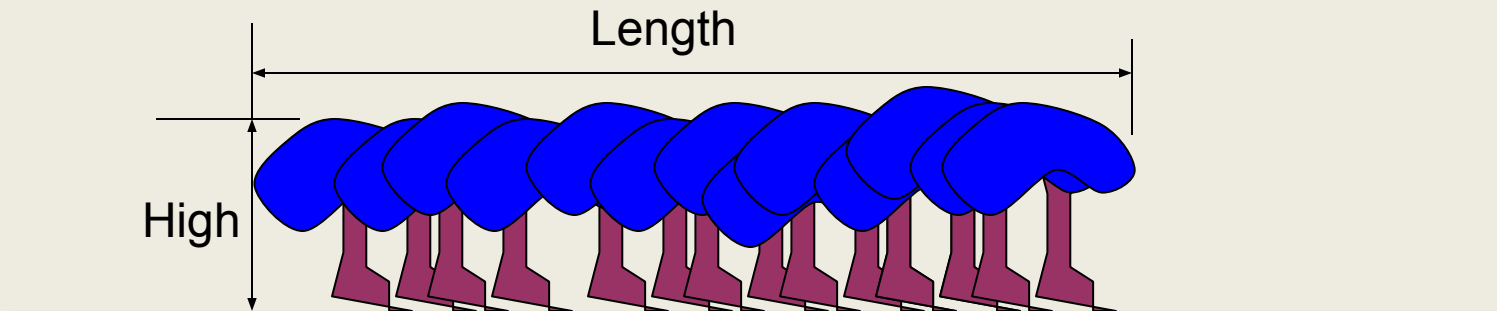
<u>Cutting down hedges</u>	

Element: Site Clearance or Site

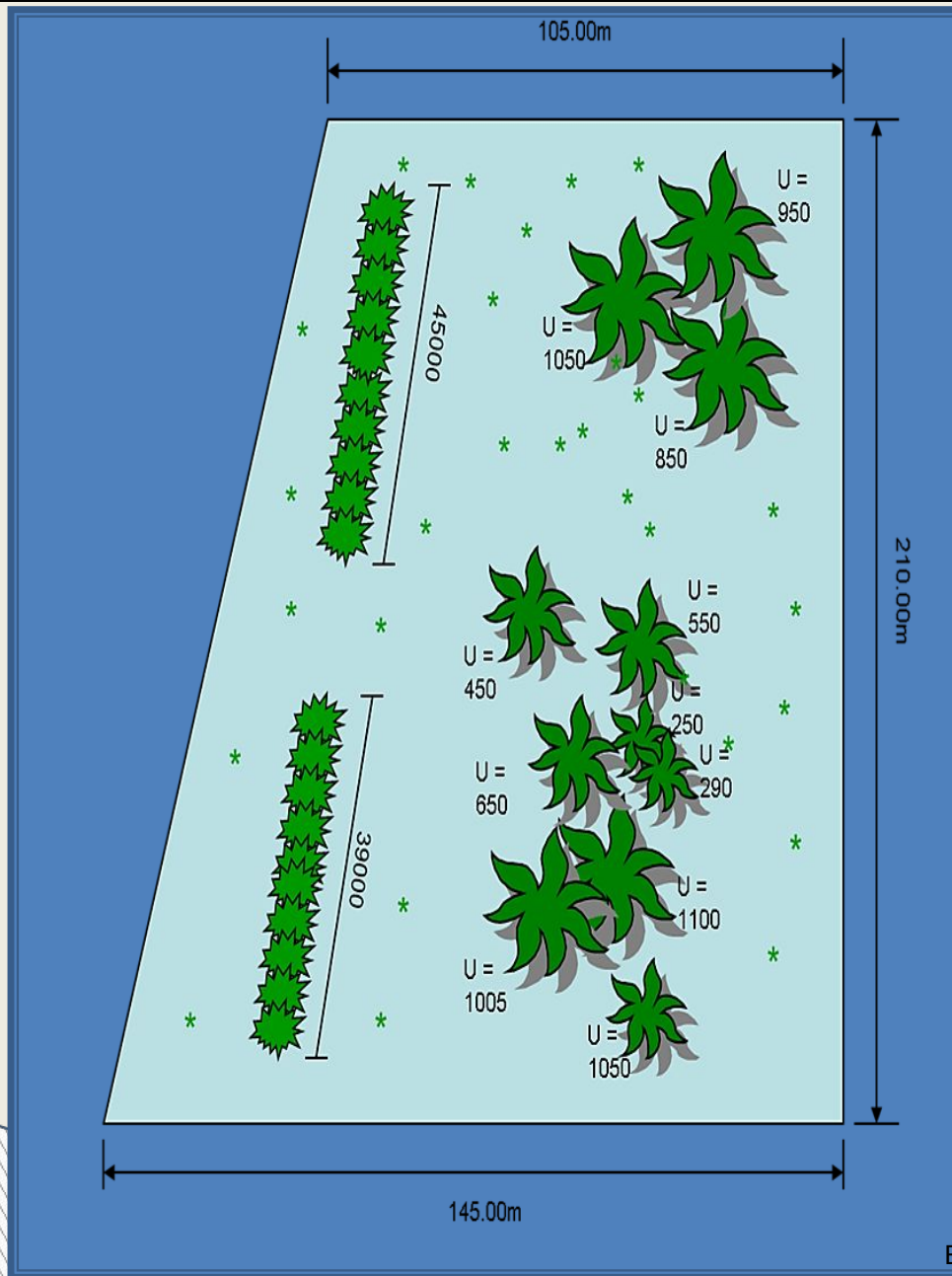
Preparation



# Cutting down hedges



According to D2SMM2 page 16 SECTION D



### Cutting down hedges

length

45000

Add 39000

84000

84.00

84.00

Cutting down hedges average 900mm high and grubbing up their roots and filling voids left by removal of roots with material arising from excavation



Q & A

Element: Site Clearance or Site  
Preparation

3'02"

# Tutorial 5

1. Specify the type of material used to bury behind the hole according to the classification given.

Specify the girth "diameter" trees that should be considered in the work of cutting trees

(4 Marks)

2. State the unit of measurement for the following work: -

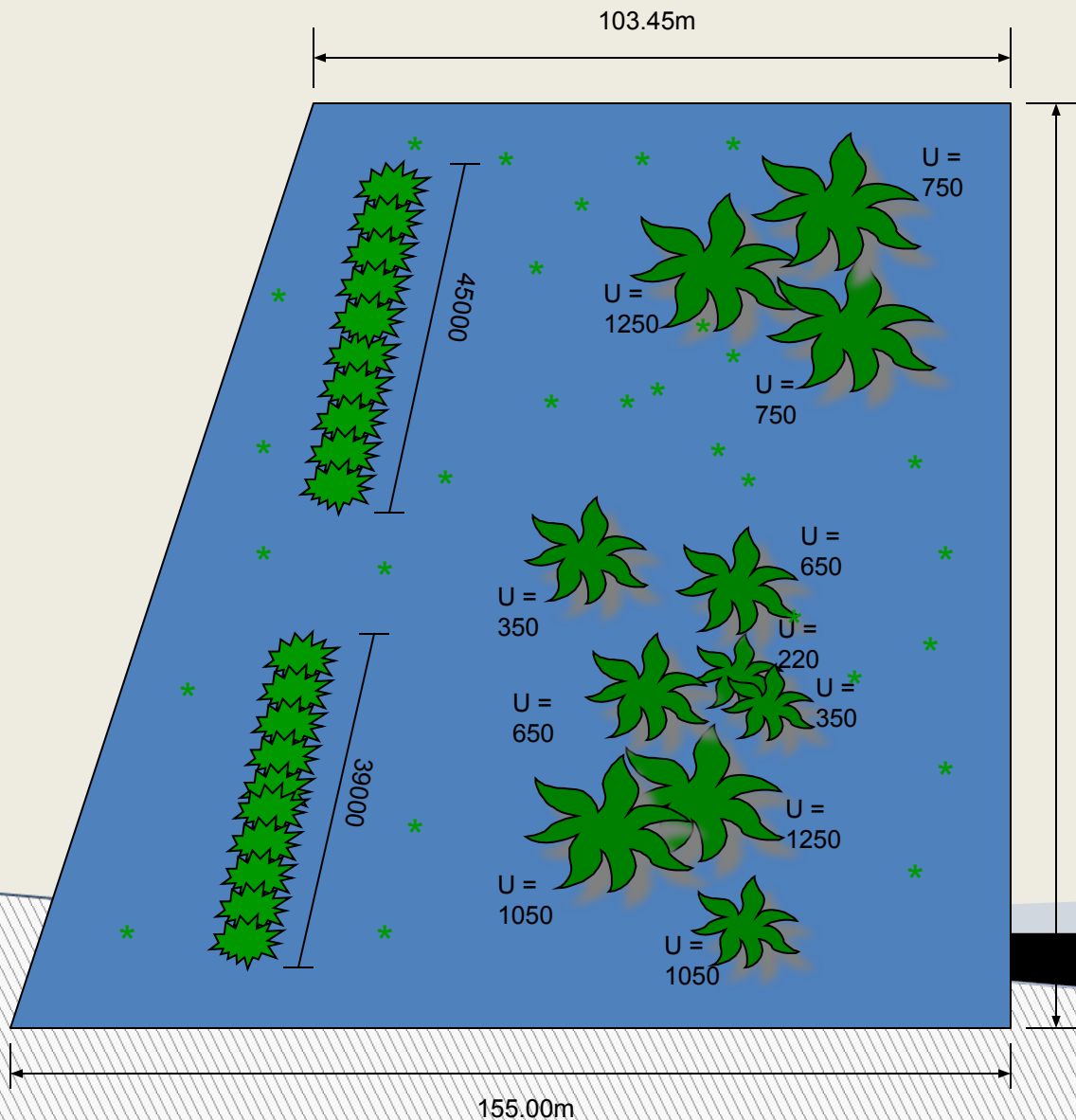
- i. Clearing site
- ii. Cutting down trees
- iii. Cutting down hedges

(6 marks)



3. Take-off quantity for element site preparation as per drawing no.

**CQ103/SC/STD WK 1/DUB 1**

(20 marks)



Symbol :

*** ***	Bushes & Grass
	Hedges
	Tree
U	Girth

**CADANGAN MEMBINA DAN  
MENYIAPKAN SEBUAH  
BANGLO 2 TINGKAT DI LOT  
123 MUKIM AMAN, JITRA**

Drwg No: CQ103/SC/STD WK 1/DUB 1