





**In the classroom.
Beginners and
Kindergarden.**




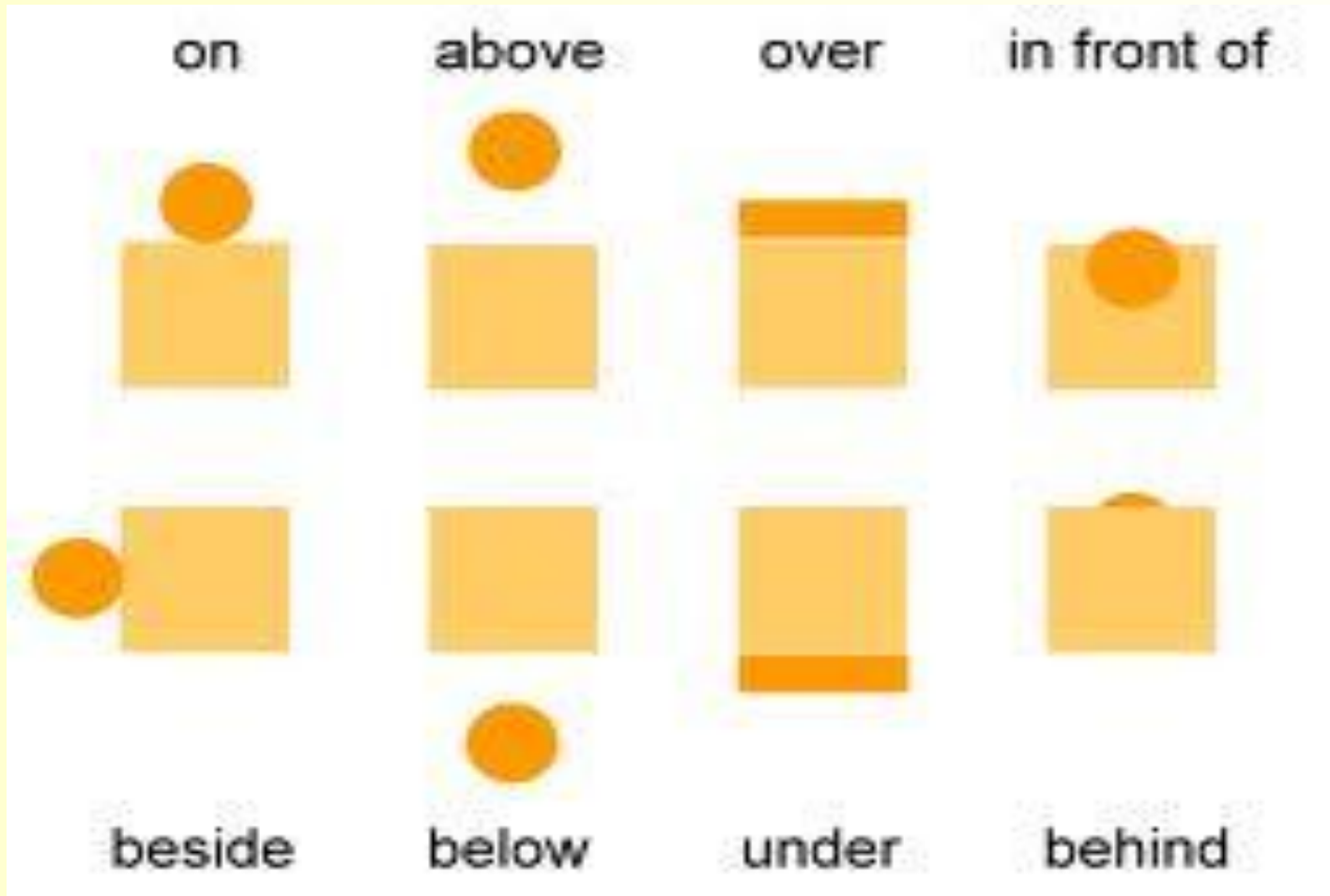
**Minzi
International
Culture Club.**

Where do we find things?

- In this lesson we are going to be learning about **prepositions of place**.
- Prepositions are **parts of speech (grammar)** which help us find things or the positions of things.
- Example:
- Where is the book?
- The book is **on the** table.




Prepositions of place.




Key words.


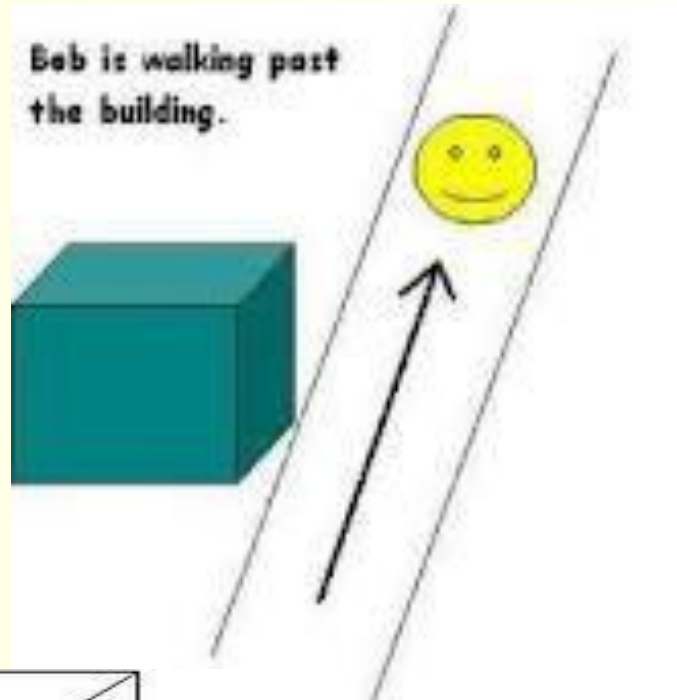
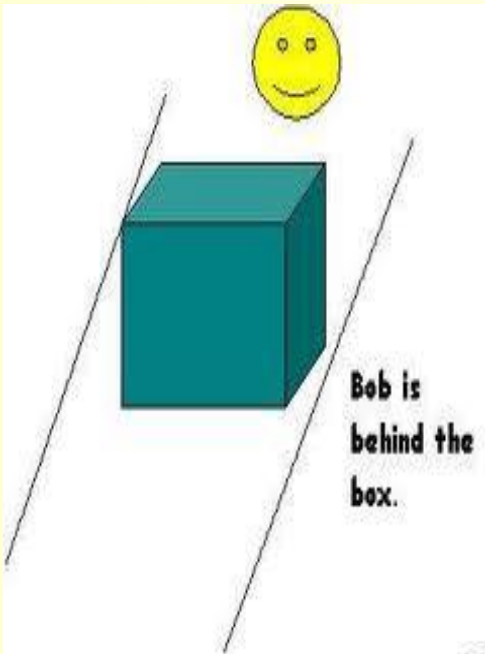
- On
- In
- At
- Under
- Below
- Behind
- In front of
- Next (besides)
- Over.




Look around the classroom..

- Where is the clock?
- The clock is on the wall.
- Where is the bookcase?
- The bookcase is next to the picture.
- Where is the.....?
- What is under your chair?
- What is under your table?






Bob is inside the room.



At home.

- Think about things which you have at home.
- Where is your television?
- What is in your fridge?
- What is under your bed?
- What is inside of your cupboard?



Activity.

- Please look at the photo and find out where the following are located:
- Blinds
- Mirror
- Mats
- Bed
- Desk
- Clock.
- Book shelf.




Photo :)

