

THE FACE OF ROAD RAGE

The likeliest road rage culprits are men aged 35-50 driving blue BMW's.

31% of road rage offenders said that shouting or Swearing was the most common way they expressed their anger.

11% of a randomly selected sample of 790 drivers reported that they always Or sometimes carried a gun (usually Loaded) In their vehicle.

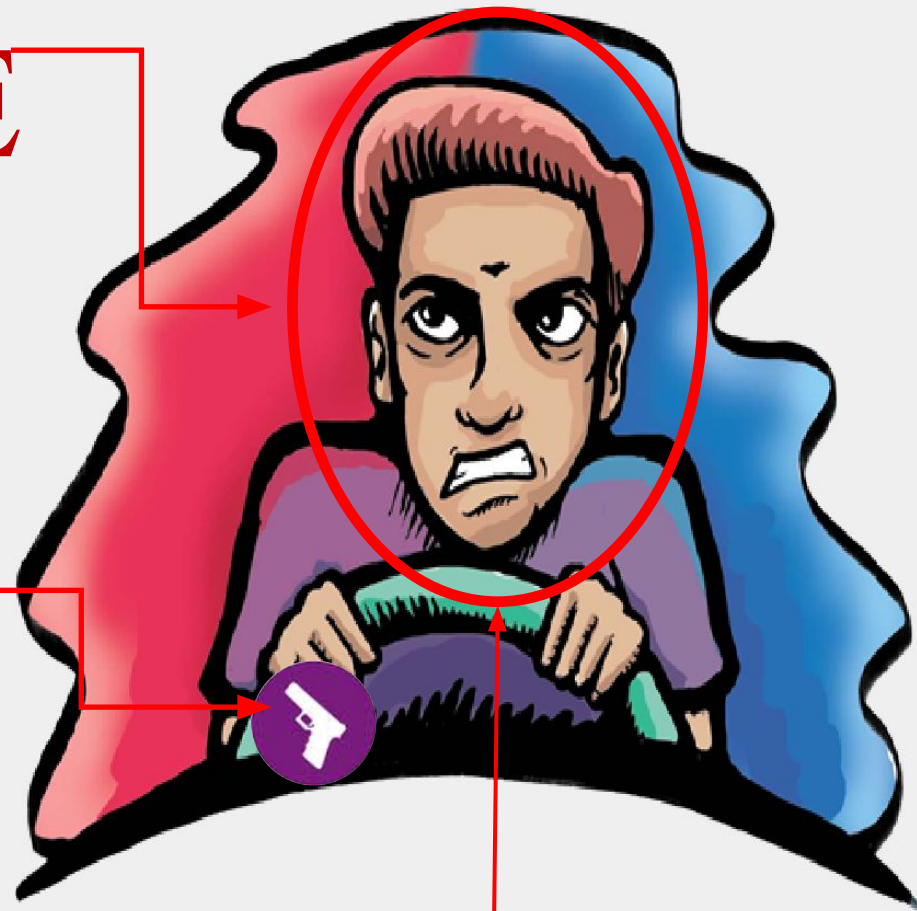


44%



56%

56% of the men surveyed said they experienced rage on a daily basis versus 44% of the women.



Top 10 offences most likely to have sent the driver into road rage?

49%

Distracted Driving

44%

Getting cut off

39%

Aggressive Drivers

35%

Tailgating

34%

Running late

27%

Blocking Merge Lanes

24%

Heavy Traffic

20%

Construction Delays and Detours

16%

Driving in a city

16%

Having a bad day





5 Most Common Cars for Road Rage Drivers?



34%



32%



Audi

29%



SUBARU

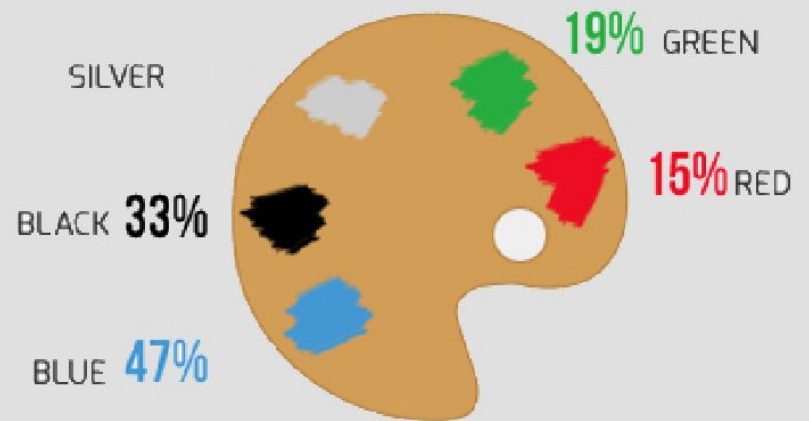
22%



VAUXHALL

18%

5 Most Common Car Colors for Road Rage Drivers?



SEPTEMBER



September is statistically the worst month for road rage incidents while **June** is the least.

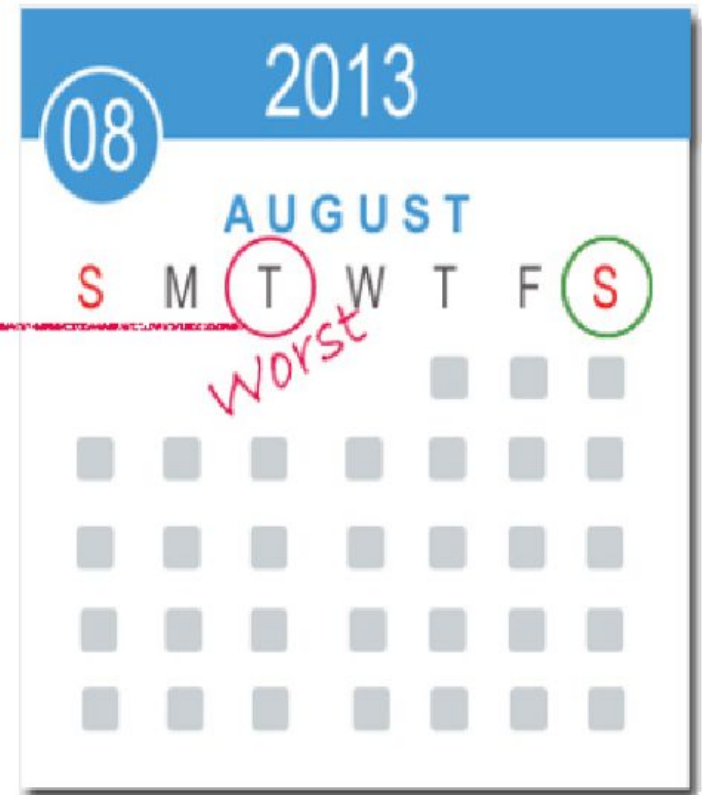
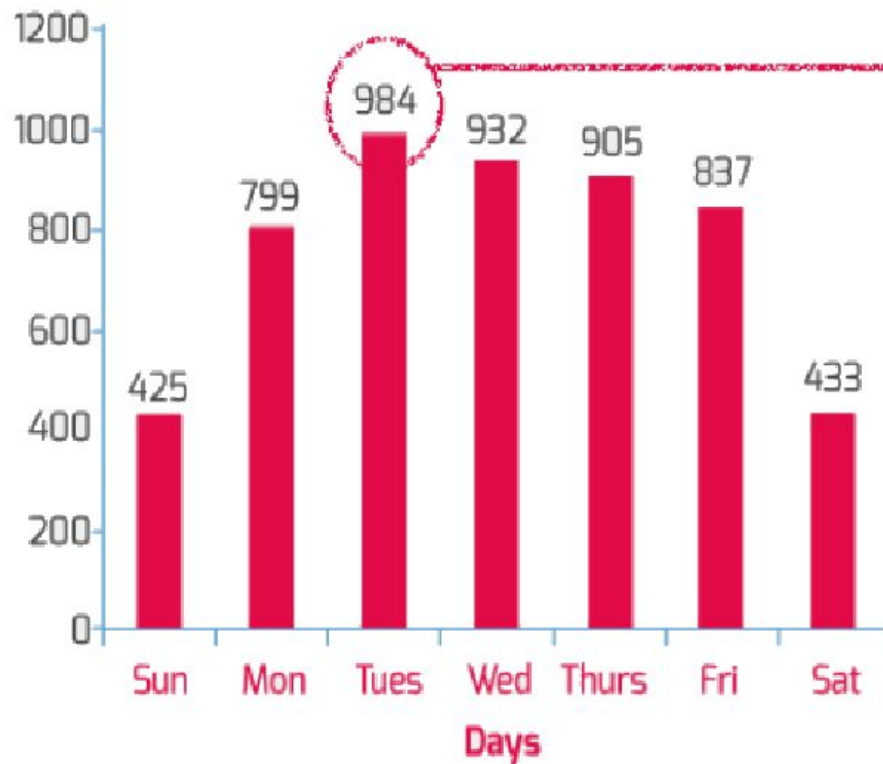



PHOTO: GETTY IMAGES/CHRISTOPHER W. PETERSON






Tuesdays are the worst day overall for road rage incidents, while **Sundays** are the least.





The worst time of day for road
rage is

5:45 P.M.



**Brought to you by the good folks at New Car Sell Off:
<http://www.newcarselloff.com/>**