


7th March

Голодное привидение

Where's the mouse?



p.83 ex.2

2 Read and make.



1

Cut.



2

Fold.



3

Cut out the doors and the mouse.



4

Write.

Is the mouse in the bedroom?

No.

Is the mouse in the bathroom?

Yes.

Homework Check

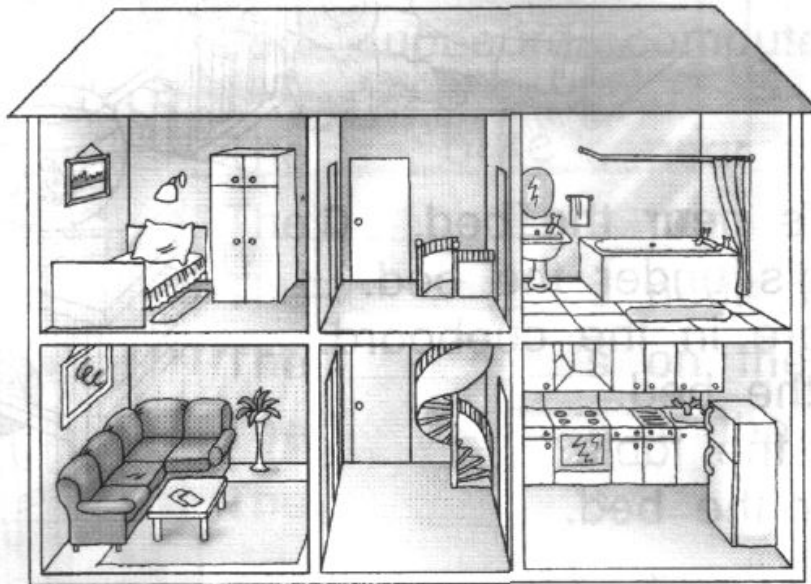
AB p. 47 ex.1

- 1 Вычеркни одно лишнее слово из каждой строчки.
- a) red, yellow, ear, pink, orange
 - b) Mum, Dad, brother, ruler, sister
 - c) rubber, pen, book, exercise book, door
 - d) chair, bed, cupboard, mouse, table
 - e) bathroom, bedroom, kite, living room, kitchen

Homework Check

AB p. 47 ex.2

2 Напиши недостающие буквы и соедини слово с картинкой.



t e d o v m h l

li_ing roo_

be_ro_m

ki_ch_n

bat_room

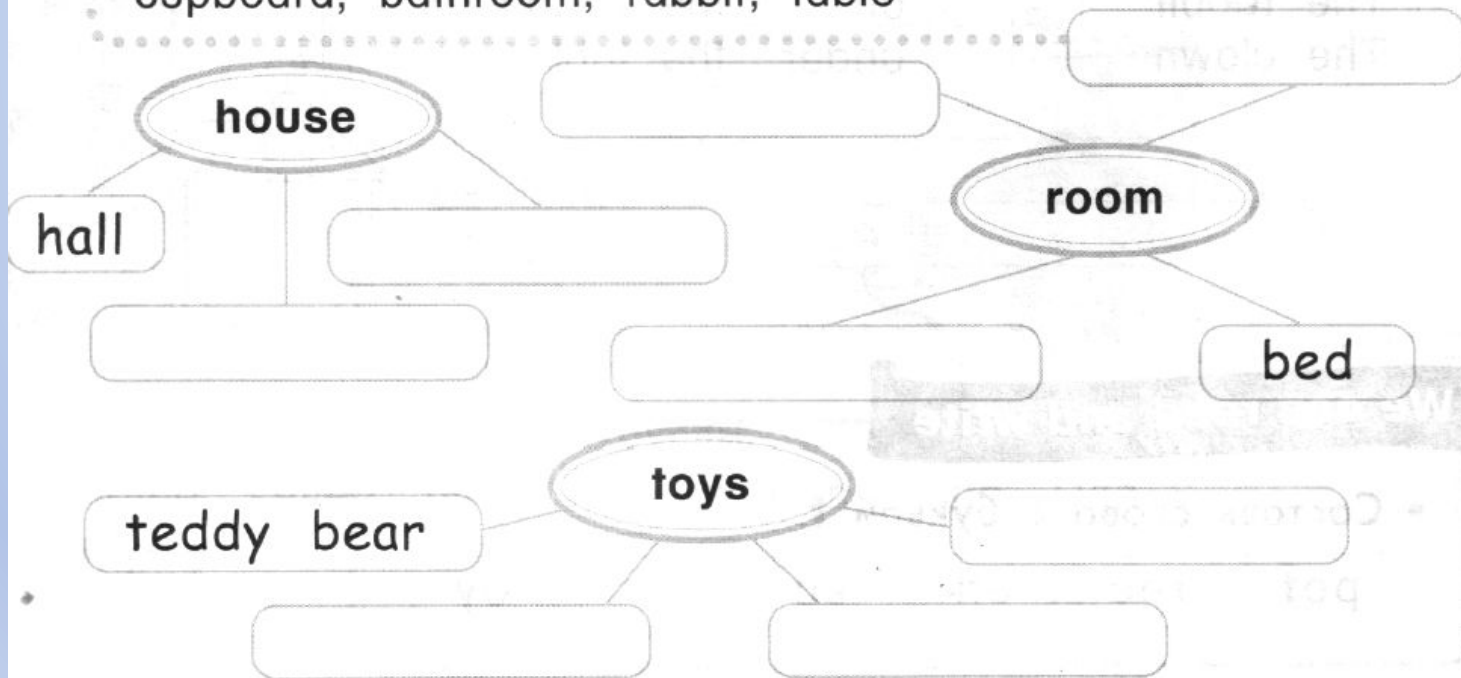
ha_l

Homework Check

AB p. 47 ex.3

3 Напиши слова в нужную группу.

ball, ~~teddy bear~~, ~~hall~~, kitchen, chair, ~~bed~~, doll,
cupboard, bathroom, rabbit, table



p.84 ex.1



Look! This is a book. The book is on the table.
I take a pen. Now, look! It's under the book.

p.84 ex.1



Look! It's a plate. It's white. It's rather big. And that's a cake. Where's the cake? It's on the plate.

p.84 ex.1

Look! A hungry ghost.

Take a piece of cake.

Put it on the plate.

Look around. Where's the ghost?

Look under the table. It's not there.

Look! Is it in the cupboard?

Here's the ghost!

But where's the cake?

The cake's in the ghost!

p.84 ex.1

1 Listen, look and say.

The hungry ghost



We can read

Ten teddy bears are in the toy tree today!



Listen to the story and point to the pictures

p.84 ex.2


2 Read and say.

- a) Here's the ghost!
- b) Take a piece of cake.
- c) The cake's in the ghost!
- d) **Put** it **on** the plate.
- e) Look around. **Where's the ghost?**
- f) Look! Is it in the cupboard?
- g) But where's the cake?
- h) Look! A hungry ghost.
- i) Look **under** the table. It's not there.


p.85 ex.3

3 Look and say.

Where's the mouse? Is it **near** the table?



p. 84



Домашнее задание на понедельник

АВ р.48, РВ р.84 ех.2 чит.