

14th November

Я люблю
бабочек

PUPIL'S BOOK

MILLIE

- UNIT 1
- UNIT 2
- UNIT 3
- UNIT 4
- UNIT 5
- UNIT 6
- UNIT 7
- UNIT 8
- UNIT 9
- UNIT 10




Ты любишь цирк?

What's your favourite colour?



Воронцова Н.С. 2011-2012

Игра «Читаем мысли»



Проверка домашнего задания

Lesson 3

1 Прочитай, напиши и раскрась



blue + yellow = green



1 red + _____ = purple



2 yellow + red = _____



3 red + _____ = pink



4 _____ + white = grey



orange
blue
yellow
black
white



blue

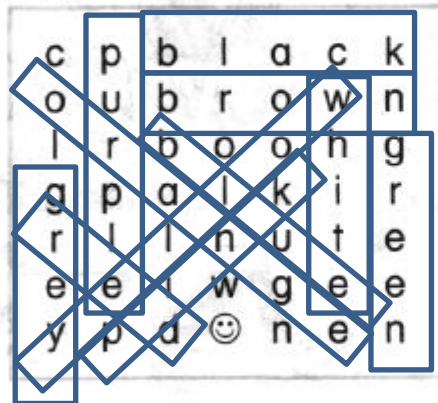
orange

white

black

Проверка домашнего задания

2 а) Найди и обведи слова.



orange
white
yellow
grey
purple
blue
black
pink
green
brown
red

б) Составь слово из оставшихся букв.

clown

A butterfly




Open your books and show me a butterfly

A butterfly

р.30 ex. 1

Lesson 4

1  Sing the song.

I like butterflies

I like butterflies,
Red and yellow butterflies,
Pink and purple butterflies,
Blue and orange, too.
I like butterflies,
Green and brown butterflies,
Black and white butterflies,
Do you like them too?




Послушайте песенку.

Найдите бабочек, про которых поётся в песне.

р.30 ex. 1

Lesson 4



1  Sing the song.

I like butterflies

I like butterflies,
Red and yellow butterflies,
Pink and purple butterflies,
Blue and orange, too.
I like butterflies,
Green and brown butterflies,
Black and white butterflies,
Do you like them too?



Поём все вместе

Произношение

[b] [t]

butterflies



- I like butterflies. I like red butterflies. And what about you?
- I like ... butterflies.



Физминутка



р.30 ех.2 Игра «Угадай предмет»

2 Read and say.

I like pink, I like green, I like orange, I like black, I like yellow.


Yes. Your turn.

It's a ...!


30

The image shows a page from a children's activity book. At the top, there is a section titled '2 Read and say.' Below this, there are two illustrations of a girl and a boy sitting at a table with a book. The girl says, 'I like pink, I like green, I like orange, I like black, I like yellow.' The boy replies, 'Yes. Your turn.' Below the illustrations, there is a speech bubble that says 'It's a ...!'. At the bottom of the page, there is a large grid of 50 color swatches arranged in 10 rows and 5 columns. To the left of the grid is a vertical pink bar with the word 'START' written vertically. To the right of the grid is a collection of school supplies: a red book, a yellow ruler, a green pencil, a blue eraser, a yellow glue stick, and an orange bag. The page number '30' is visible in the bottom left corner.

р.31 ех.3 Посмотри и сделай




p.31 ex.4




Picture 3

Опиши свою бабочку






ИГРА «ИСЧЕЗНУВШИЕ КАРТОЧКИ»



red



orange




yellow




green




blue



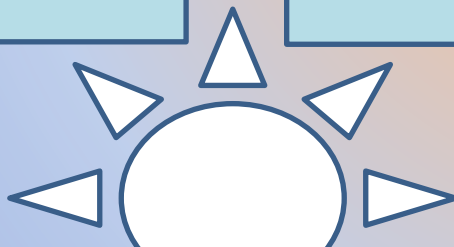
dark blue




purple



brown



white



black

Назови следующую букву



A B C D E

F G H I J K

L M N O P

Q R S T U

V W X Y Z



Домашнее задание на среду:

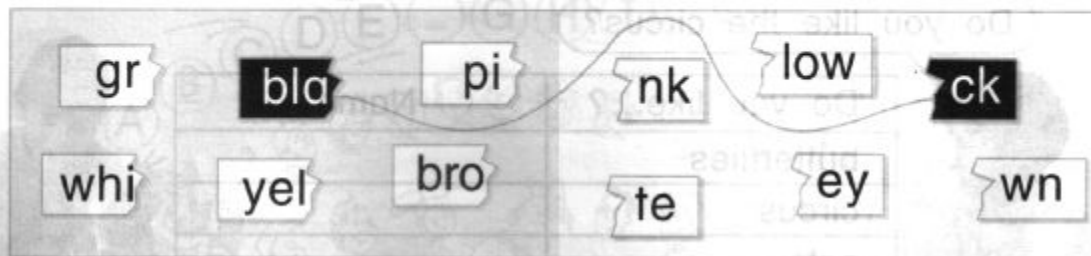
АВ р.19 ех.1,2,3

Внимание!!!!!!

**СЛЕДУЮЩИЙ СЛАЙД
ТОЛЬКО ДЛЯ РОДИТЕЛЕЙ**

Lesson 4

1 Соедини половинки слов и раскрась.



black, grey, white,
yellow, pink, brown

2 Найди и раскрась буквы.



N, O, P, R, S, T, U, V, W

3 Прочитай и раскрась. Подчеркни предметы Алисы.

I like school. Look at my purple school bag and pink pencil case!

My favourite colour is grey. Look at my grey cat! And I like my little white mouse.

