


Презентация

Керамическая черепица

ROOFTILES
MADE IN KUOXING CHINA



- Из каких параметров складывается стоимость малоэтажного домовладения?
 1. Место
 2. Место
 3. Проект
 4. Строительная компания
 5. Качество материалов

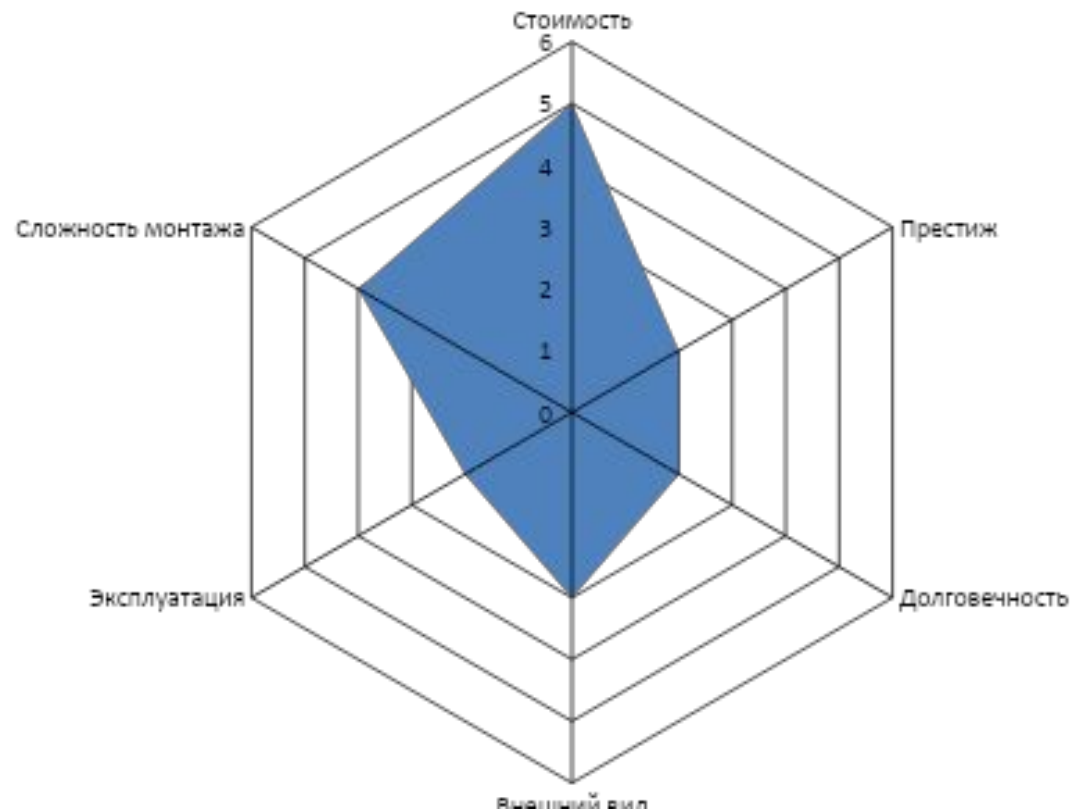
Материалы

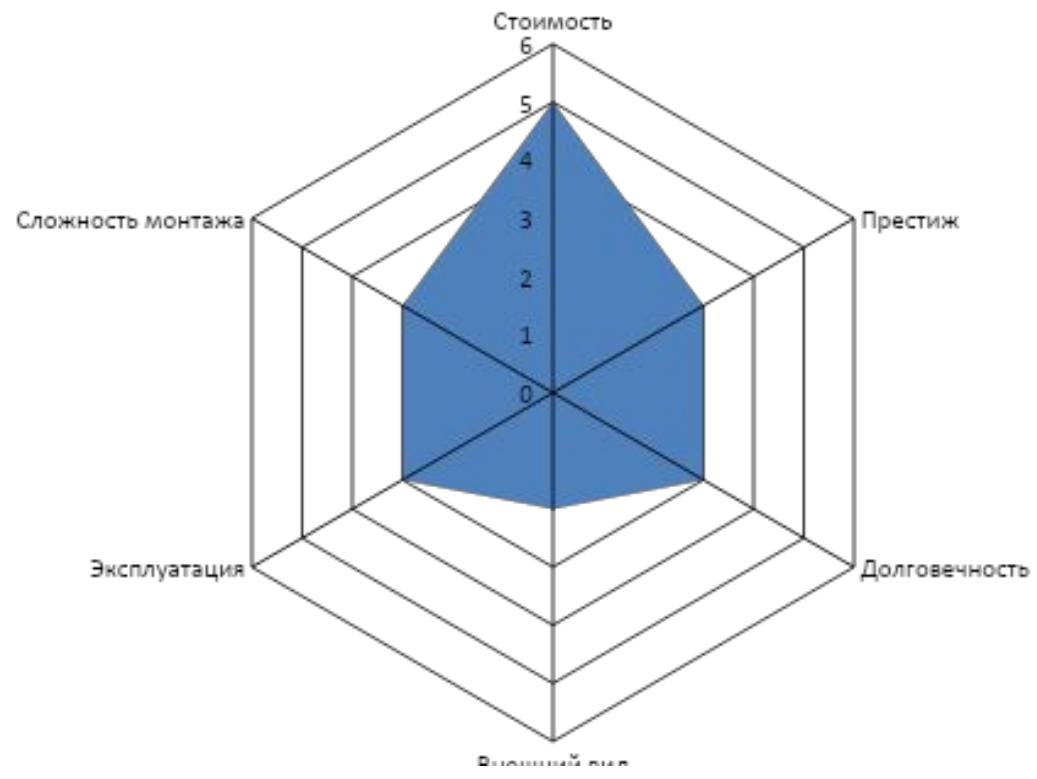
- Каков вклад цены материалов в стоимость домовладения?
- Насколько повышается качество дома с применением качественных материалов?
- Насколько престижно будущему владельцу иметь те или иные материалы?

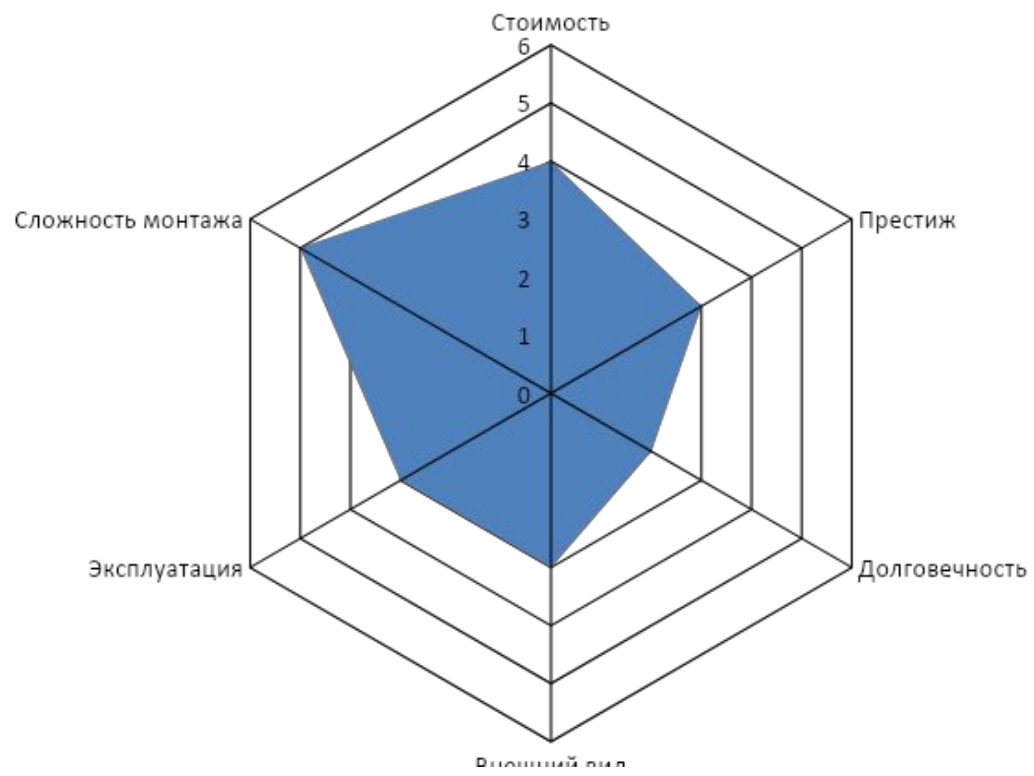
Крыша

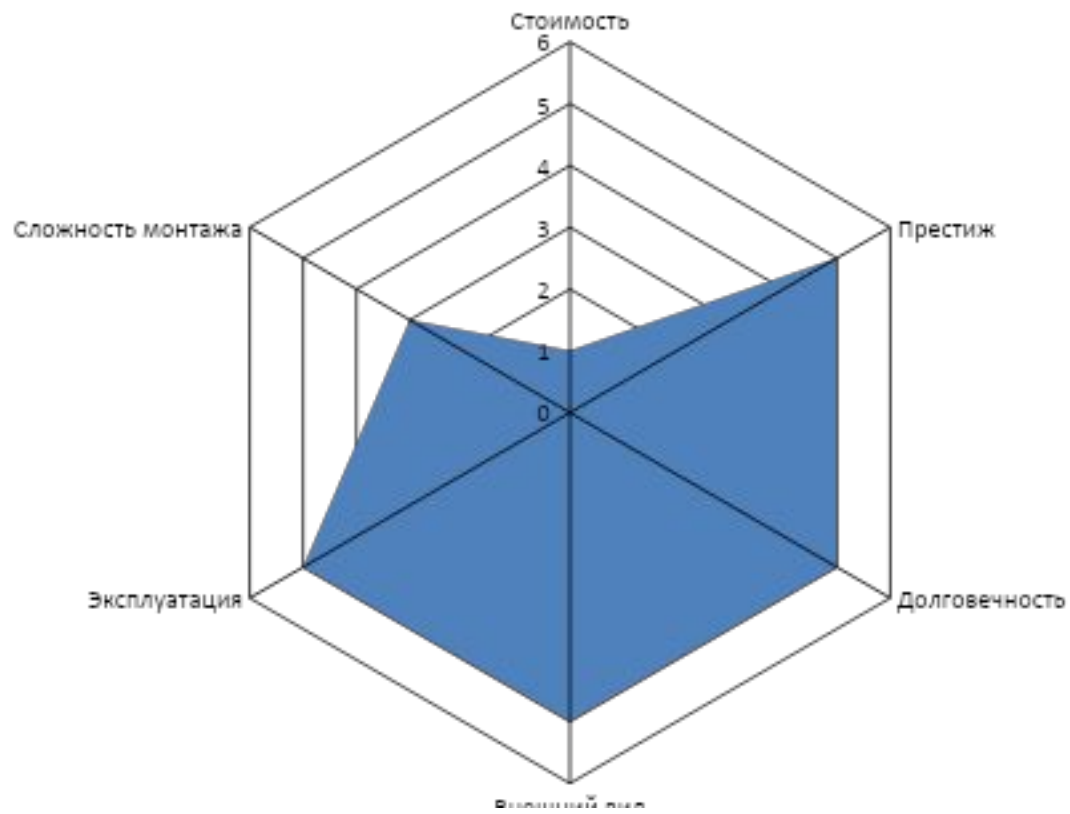
- Из каких соображений выбирается кровельный материал?
 1. Стоимость
 2. Качество
 3. Долговечность
 4. Внешний вид
 5. Эксплуатационные характеристики
 6. Сложность монтажа (?)

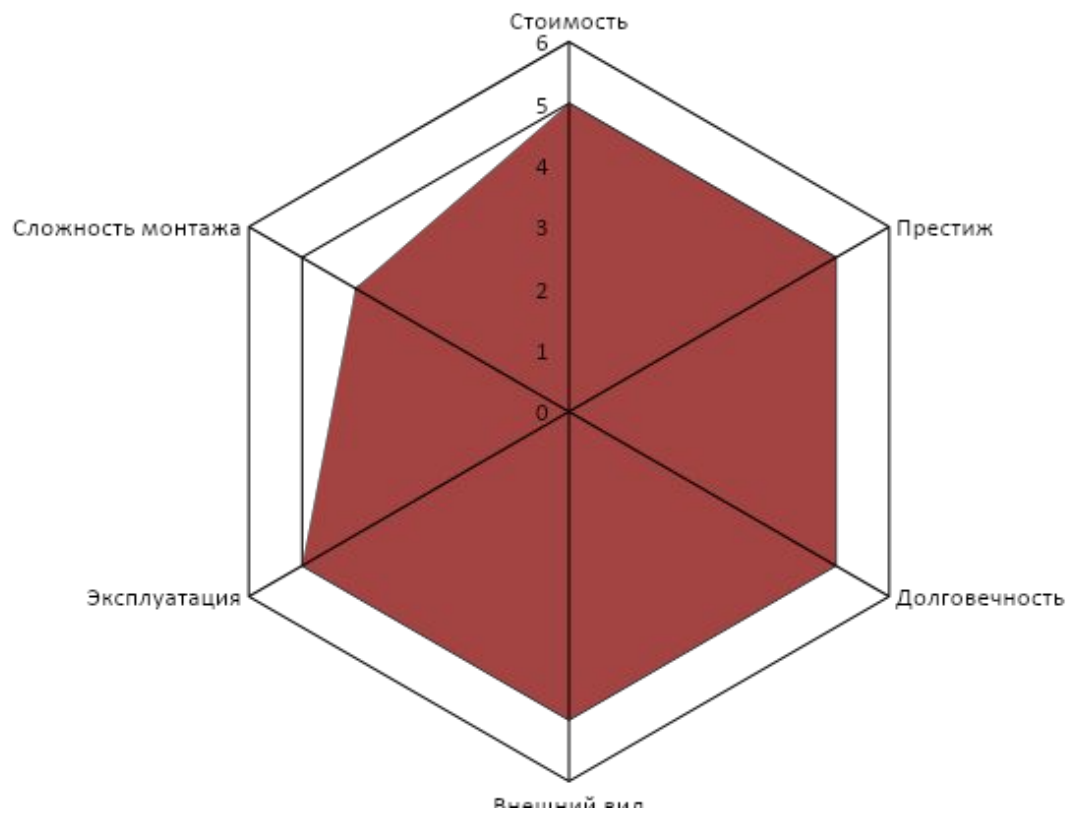
Сравним популярные кровли

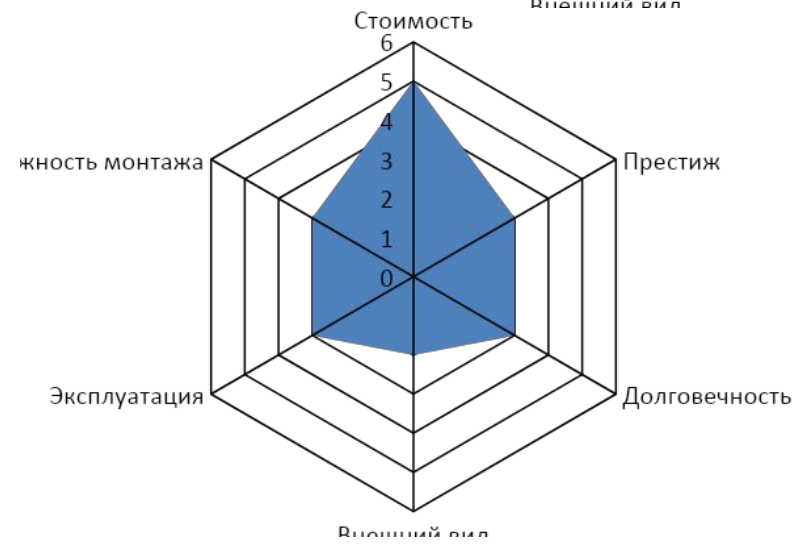
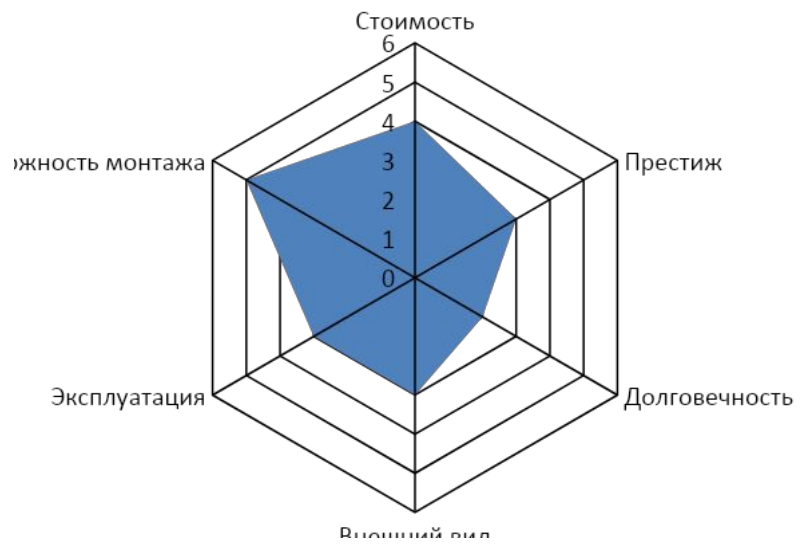
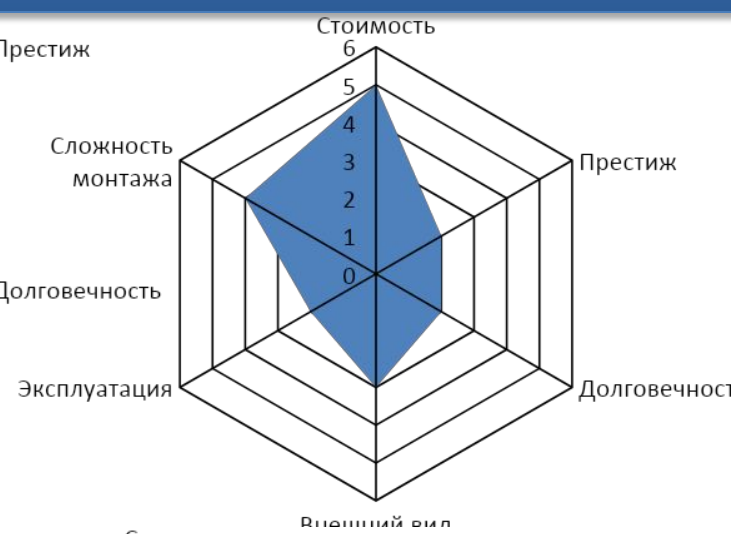
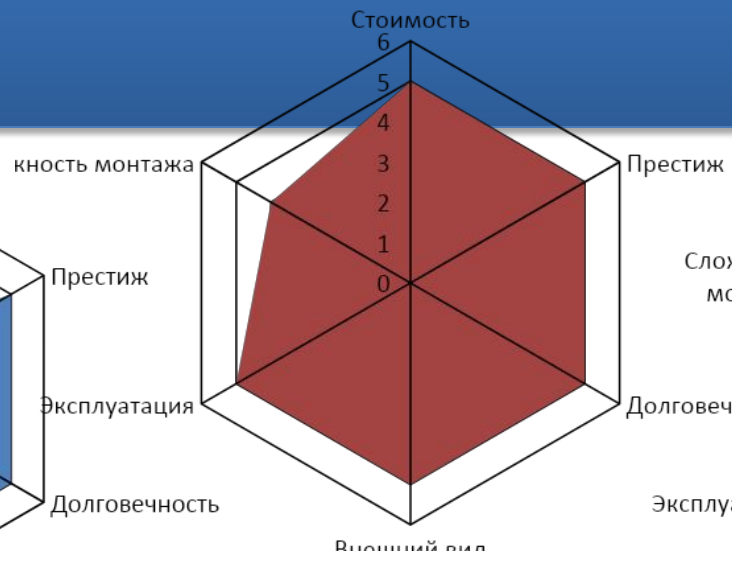
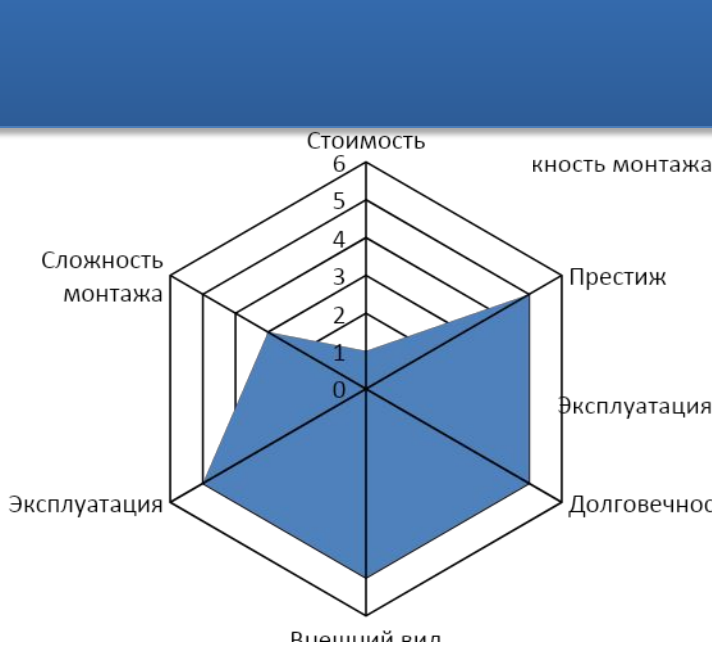












Преимущества продукта

- Прекрасный внешний вид
- Огромная цветовая линейка
- Высокая долговечность
- Низкая гигроскопичность
- Высокая звукоизоляция
- Стабильная структура, постоянство размеров
- Высокая ремонтпригодность
- Уже более 30 лет успешно применяется на развитых строительных рынках (США, КАНАДА, Япония)

Цена и срок поставки

- Ориентировочная цена составит **450 – 500 р/м²**
- Срок поставки **60 – 70 дней** (до 3-х мес.)

Модели

Модель 2
(Волна)



Модели

Модель 2
(Французская)



Модели

Модель 3
(Итальянская)



Цветовые решения

Kuoxing Spray Point Roof Tiles



FITTINGS NAME: FOUR
FITTINGS LOCATION: A



FITTINGS NAME: THREE
FITTINGS LOCATION: B



FITTINGS NAME: TWO
FITTINGS LOCATION: C



FITTINGS NAME: ROUND RIDGE TILE
FITTINGS LOCATION: D



FITTINGS NAME: SEWER TILE GUTTER TILE
FITTINGS LOCATION: E



FITTINGS NAME: The oblique spine seals the head
FITTINGS LOCATION: F



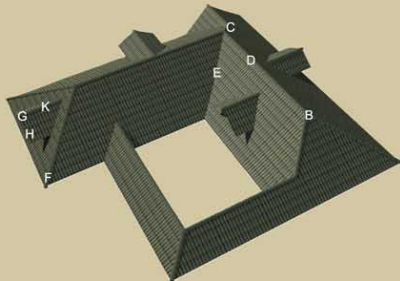
FITTINGS NAME: THE RIDGE SEALS THE HEAD
FITTINGS LOCATION: G



FITTINGS NAME: RIGHT ALONG THE TILE
FITTINGS LOCATION: H



FITTINGS NAME: LEFT ALONG THE TILE
FITTINGS LOCATION: K



Kuoxing Roof Tiles Parameter

size	quantity	slope	weight
300x400mm	8.5pcs/m ²	20°- 80°	2.3kg/pcs
320x420mm	7.5pcs/m ²	20°- 80°	2.5kg/pcs

Kuoxing Roof Tiles Fittings



WZ101



WZ102



WZ103



WZ104



WZ105



WZ106



WZ107



WZ108

Цветовые решения

kuoxing construction method of roof tile

(1) Unique waterproof structure.

Only Molding can do tile bottom structure, so that rain water could flow quickly and smoothly, to avoid a hydraulic forming and rain water counter-current. In addition, only Molding can make the tile head over portion parts block water off, as well as the unique double waterproof structure, that is, in the use of the roof which below 10 degrees, it will not be counter-current phenomenon of rain.



(2) The Glaze color will never fade and glazed intensity is ultra high.

Glazed ceramic tile using the upper and lower molding manufacturing, lively and beautiful shape, smooth of tile surface, size strictly accurate and uniform density.

The outer surface using high-color glazed ceramics, high-temperature firing so that it can never fade colors. More than 200 kg of bending strength enough to have been laid in the construction of the roof up and walking



(3) Facilitate to construction.

Facilitate is another characteristic of glaze Ceramic roof tile construction. whether vertical laying or horizontal construction is a facilitate work. In the general slope roof, may not need tile battens, which is only molded ceramics roof tiles can do.

In order to meet the different needs of the construction, you could easy to use cutting machine at any point of view on the wet tiles for cutting.

(Glaze ceramic roof tile hydraulic roof tile)



Glaze ceramic roof tile



Hydraulic roof tile



Kuoxing Roof Tiles Parameter

size	quantity	slope	weight
300x400mm	8.5pcs/m ²	20°- 80°	2.3kg/pcs
320x420mm	7.5pcs/m ²	20°- 80°	2.5kg/pcs



Kuoxing Roof Tiles Fittings



WZ130



WZ131



WZ132



WZ133



WZ134



WZ135



WZ136



WZ137

Цветовые решения

wet type craft used in the concrete roof

1. Leveling mortars with 1:2:5 thicknesses of 20mm on concrete roofing, and align at the gutter wit reserving the width of 200mm and the depth of 20mm.
2. Making waterproof layer on the dry basic level can use elasticity waterproof coating of rigidity waterproof layer on screed-coat) to prevent roofing seepage that is caused by bad construction.
3. According to the actual tiles size, spring cellular line on the basic level that is ready, and cross at an angle of 90 degrees with horizontal and vertical lines. Tiles in eaves should be stretched out 50-70mm from eaves.
4. Tiles are paved and stuck with cement mortar onto the tile valley bottom in proper order. Cement steel nails are fixed on big gradient to prevent glided tiles.
5. Please see "Dry-hanged type technology" as all kinds of installed fittings.

special construction method of roof tile

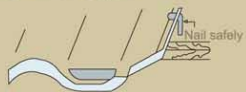
ONE In the upright roofing or skyscraper roofing



- 1: Must use hanging tile.
- 2: Carry on fixedly with Nail hanging and Nail safely.
- 3: Can use stainless steel wire through the hole after the nail head with a Nail hanging on fixed Tile hanging.
- 4: Accessories tile using the same approach to fixed.



TWO In the strong wind region



First fixed with Nail hanging in the head, then in Nail safely be fixed at the side.



Kuoxing Roof Tiles Parameter

size	quantity	slope	weight
300x400mm	8.5pcs/m ²	20°- 80°	2.3kg/pcs
320x420mm	7.5pcs/m ²	20°- 80°	2.5kg/pcs



Kuoxing Roof Tiles Fittings



WB137



WB102



WB105



WB112



WB150



WB116



WB113



WB125

Цветовые решения

Kuoxing Pendian Roof Tiles

After 21 years JINJIANG QIANXING CERAMICS CO., LTD. is a collection of production and investment management of the modern enterprise, mainly to produce high-grade construction ceramics, modern logistics park on the large-scale investment and management, real estate development and construction. Ceramic Industry Investment of more than 700 million yuan, an area of 700 mu.

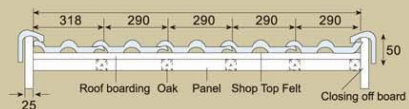
construction method of roof boarding & tile hanging

(1) We suggest you to use 12-15mm thickness of wood block or plywood roof, battens cross-section size is 18X18 or 20X20, pre-construction should be done to deal with corrosion.

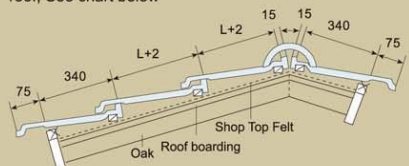
(2) Concrete roof is using of wood or cement tile battens cross-section size $\leq 25 \times 25$, roofing cement mortar leveling descrepance is no more than 20mm.

Standard-size roof (if it is non-standard size roof, you need to cut the roof tiles)

ONE the horizontal dimension, the size of roof horizontal, see chart below, the closing plate size is integer 303 times plus 38mm.



TWO the vertical size of the roof, the horizontal size of roof, See chart below



Sometimes the main roof tiles size may be small change, linked to recommend the use of tile by tile spacing be kind of size (L+2 mm) laying.



Kuoxing Roof Tiles Parameter

size	quantity	slope	weight
300x400mm	8.5pcs/m ²	20°- 80°	2.3kg/pcs
320x420mm	7.5pcs/m ²	20°- 80°	2.5kg/pcs

Kuoxing Roof Tiles Fittings



WB106



WB157



WB108



WB107



WZ105



WZ106



WZ107



WZ108