

English World

НОВЫЙ
десятиуровневый курс
современного
английского языка


Уровни 1–4:
ВЫХОД В СВЕТ В 2009 ГОДУ

Уровни 5–10:
ВЫХОД В СВЕТ В 2010 ГОДУ

www.macmillan.ru




English World



- Современный язык
- Современные аутентичные материалы
- Современные средства обучения




English World



- Сочетание традиционных методов преподавания с инновационными методиками обучения английскому языку как иностранному
- Интерактивные материалы для учителей на DVD-ROM
- Материалы межкультурной и межпредметной направленности
- Яркие наглядные пособия



English World



**Авторы курса - хорошо
известные российским
учителям и учащимся**


Mary Bowen

Liz Hocking



English World


the adventure starts here!




Pupil's Book




Teacher's Book




Workbook




Grammar Practice Book



Posters



Dictionary



Flashcards



Audio CD



DVD-ROM




Website



1

Hello, Mr Jolly!

1 Listen and say.



teddy



boat



car




pink



purple



orange



2 Listen and read

- Look, Lily! It's a ...
- It's purple.
- Wow!
- Look! Is it a boat?
- Yes.
- It's pink.
- Look! Is it a dog?
- No. It's a teddy.
- It's orange.
- Oh!
- Hello!
- Hello! What's your name?
- Mr Jolly. What's your name?
- Dan.
- My name's Lily.
- Hi, Lily!
- Hi!

3 Listen and say



Grammar


1 Look! It's a ball.



It's blue.




Point and say.



2 Look!



Ask and answer.



Grammar in conversation

1 Listen and read.



2 Listen and say.

3 Now you!

4 Listen and sing.



Round we go
Round we go
Round we go
Round we go
Round we go
Hello! Hello!

Grammar

Unit 5

1 Choose.



Picture A

1 There is one dog.

2 There are one cat.

3 There is one rabbit.

Picture B

4 There is four cats.

5 There are two dogs.

6 There are three rabbit rabbits.

2 Look at picture B. Choose and write.

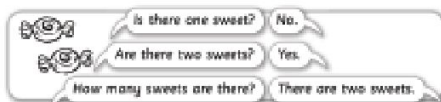
are There many How two there one

1 How many chairs are there? There is one chair.

2 How many balloons are there? There are three balloons.

3 How many hats are there? There is one hat.

4 How many cats are there? There are two cats.



1 Match.

- Is there one boat?
- Are there two boats?
- Is there one car?
- Are there two cars?
- Is there one plane?
- Are there three planes?



Yes

No

2 Write. Use the words in the box.

How Is there many three Are

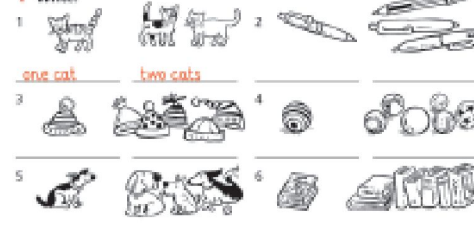
- Are there two lollipops? No.
- Is there one lollipop? Yes.
- Are there six sweets? Yes.
- Are there three cakes? Yes.
- How many balloons are there? There are two balloons.
- How many ice creams are there? There are four ice creams.



Новые грамматические явления дополнительно отрабатываются и закрепляются с помощью упражнений в Рабочей тетради.

Grammar

1 Write.



2 Write There is or There are.

- How many sweets are there?
 _____ eight sweets.
- How many cakes are there?
 _____ one cake.
- How many bananas are there?
 _____ four bananas.
- How many lollipops are there?
 _____ nine lollipops.

Grammar Practice Book дает возможность учащимся самостоятельно изучать новую грамматику.



A toy shop

It is a toy shop. Look, a boy and a girl.



Look. It is a ball.
It is blue and green.
It is big.

Oh! It is a train. It is red.
It is a car. It is small.
A boat! It is very big.

Look. It is a doll.
It is pink and purple.
A teddy! It is orange.

Look. It is a computer.
It is white.
Oh! It is a game. It is fun!

Reading comprehension

1 Read. Circle the picture.

1 It is a teddy.

2 It is pink and purple.

3 It is big.

4 It is a computer.

5 It is a game.



Phonics

Look and listen.



a hat

1 Look and say.


h a t hat



c a t

m a t mat



2  Listen, read and say.

Dan is on a mat.
A cat is in a hat.



Phonics

Правила чтения представлены с помощью коротких веселых стихотворений и забавных иллюстраций.

Выполняя упражнения в Рабочей тетради, учащиеся закрепляют фонетические навыки.

Phonics
Look and listen.



a hat 

1 Look and say.

h a t hat  c a t cat 


m a t mat  Welcome 

2 Listen, read and say.
Dan is on a mat.
A cat is in a hat.

Reading comprehension: statement/picture match



Phonics



h a t

Next ▶

English World

Grammar Conversation Phonics Class composition






Фонетические упражнения на DVD-ROM направлены на постепенное формирование фонетических навыков учащихся: от звука — к сочетанию звуков, от сочетания звуков — к слову. DVD-ROM, как интерактивный компонент, позволяет учащимся самостоятельно составлять слова из отдельных букв.

Phonics




1 Say the sounds.

c h m

words. Say the words.

cat   




words. Read the words.




ounds.

f m v

words. Say the words.

fan   

6 Write the words. Read the words.

Все тексты записаны на аудио-CD, что позволяет учащимся совершенствовать фонетические навыки и ритмико-интонационный рисунок речи.

UNIT 12 Cities at night

Reading 6

Buildings around the world



Cities look fantastic at night. In the evening the sun goes down. The sky gets darker and darker. Slowly the bright colours go, too. Everything looks grey. Then the lights come on. Silver metal shines and the colours are bright again. Cities look different at night. There are glittering lights and dark shadows. The buildings look beautiful.



Paris

This is Paris. It is the biggest city in France. In the middle of it stands a famous tower. It is 300 metres tall and more than 100 years old. It first opened on 6th May 1889. It looks like a tall metal giant. It is stainless steel in the middle of the city.



Shanghai

This tower is new. It is in Shanghai. Shanghai is a very big city in China. What does the tower look like? A space ship? A strange plane? Parts of the building are round. They look like huge shiny balls.



Moscow

This building is in Moscow. Moscow is the biggest city in Russia. There are many different towers and they are painted different colours. What do you think it looks like? Lots of giant ice-creams? An enormous cake? The colours are bright but this building is more than 450 years old.

New York

This is New York in the United States of America. There are many tall buildings in this city. New York is on an island. Buildings are close to each other. It looks like an enormous ship on the sea.



Dubai

Dubai is a city with many new buildings. It is in the United Arab Emirates. This tall building is a hotel. It opened on 1st December 1999. It looks like a ship's sail.

Упражнения на понимание прочитанного в Книге для учащегося, дополняются упражнениями в Рабочей тетради. Раздел *Study skills* содержит упражнения, которые формируют микроумения, необходимые для развития умений и навыков чтения.

116 Unit 12 Reading: factual and descriptive information

Тексты межкультурной направленности знакомят учащихся с людьми и достопримечательностями разных стран. Тексты межпредметной направленности рассказывают об истории, географии и науке.

UNIT 12 Reading comprehension and vocabulary

1 Read and match.

- This tower is tall. It is made of metal and it stands in the middle of the city. It opened more than 100 years ago.
- This tower is in a big city. At night it looks shiny and bright. It is new and it looks very tall and thin.
- These buildings are on an island. They are tall and they are close together. At night they look like a huge ship on the sea.
- This building is on an island. It looks like a ship with a huge sail. It is a hotel and it is the only building on the island.
- This building is not very tall but it is very old. It has nine towers and they are all different.



2 Complete the sentences with the words in the box.

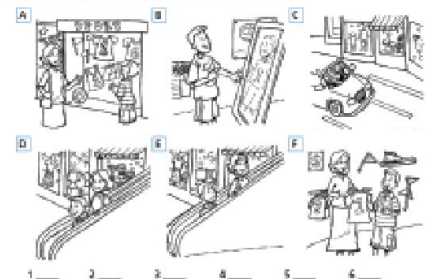
shines brightly lights night
glow dark down

In the evening the sun goes _____ and it gets _____.
Then the _____ come on. Cities look beautiful at _____.
The lights _____ and there are dark _____. The silver metal shines _____.



Study skills

1 Put the story in the correct order. Write the letters.



2 Write the words in the correct order.


- man went Mark and his mall to _____
happy. Mark not was _____
- escalator, up they first went the _____
- shop looked the window, sports in They _____
- into they the went shop. _____
- Mark new his football liked clothes. _____
- went escalator, down the They _____
very Mark was happy. _____

3 Read the story.

117 Unit 12 Watching: descriptions with pictures: descriptive vocabulary

118 Unit 12 Sequencing: ordering text

Listening



Listening

Listen.



1 Listen and tick.

1



2



3



2 Listen and say 'yes' or 'no'.



Writing

Интерактивные упражнения, представленные на DVD-ROM, помогут преподавателям подготовить учащихся к самостоятельному выполнению заданий на развитие письменной речи.

Writing

Look.

It is a teddy.
a capital letter a full stop

1 Look and write.

It is a _____ It is _____

It is a _____

It is a _____

Writing: a description of toys Unit 1 31

Class Composition Page 1

Look!

Pete is opening the door.

playing flying looking

1 Read the words. Talk about the pictures. Write the story.

Back

1 Hello, Mr Jolly!

New words and speaking Grammar Conversation

Composition practice

1 Yesterday, Sue and Ben were at the animal park. Look at the pictures. Write Sue's email to Amy.

turtle asleep beautiful

From: sue@netmail.com
To: Amy
Subject: Beautiful animals

Работа под контролем учителя над упражнениями, направленными на формирование и развитие навыков письма, готовит детей к самостоятельному выполнению письменных заданий. Grammar Practice Book содержит дополнительные упражнения на развитие письменной речи.



Independent learning

Study skills

abcdefghijklmnopqrstuvwxyz

1 abc Write the correct letter in the boxes.

1 a b c 2 j i 3 q s

4 g l 5 x z 6 o q

2 abc Write the words in the box in the correct place.

nose van swan goat drum kite







1 umbrella van window 2 jar _____ lamp

3 river _____ table 4 car _____ elephant

5 frog _____ horse 6 mouse _____ orange

3 Read and match.

1 watch 2 camera 3 fireman 4 helmet 5 nurse 6 pocket

A  B  C  D  E  F 

Check! Look in your Dictionary.

Unit 3 Dictionary skills 23

Раздел *Study skills*, включенный в Рабочую тетрадь, содержит упражнения, направленные на закрепление лексических навыков учащихся, а также на развитие у учащихся компенсаторных умений и навыков, т. е. умения учиться самостоятельно.



Словарь к каждому уровню учебника должен помочь учащимся повторить и закрепить пройденный лексический материал, работа со словарем развивает у них умения и навыки пользования справочной литературой.

1 Hello, Mr Jolly!

car boat teddy pink purple orange

boy girl doll

computer game train ball

big It is big. small It is small. very It is very small.

nat cat mat van fan man

1

2 Mr Jolly's shop

bag pencil book rabbit kitten

Mum Dad

rubber ruler pen crayon

desk chair

hen ten bed red

2



English World Interactive

■ DVD ROM

- материалы для интерактивной доски
- видеозапись диалогов из Книги для учащегося
- анимированные постеры
- упражнение на формирование фонетических навыков
- интерактивный словарь
- Teacher Training video
- банк тестовых заданий



English World online

www.macmillanenglish.com/younglearners

■ Website

- Часть нового портала Macmillan English Young Learners
- Новые материалы
- Презентации авторов
- Методические разработки

