



die Farben



Цель урока:
знакомство с
прилагательными,
обозначающими названия
красок и цветов.



Кто быстрее переведет?



веселый
lustig




злой
böse




красивая
schön


НОВЫЕ СЛОВА




weiss




rot




blau




grau




gelb



schwarz

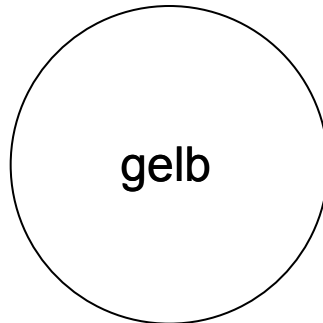






braun

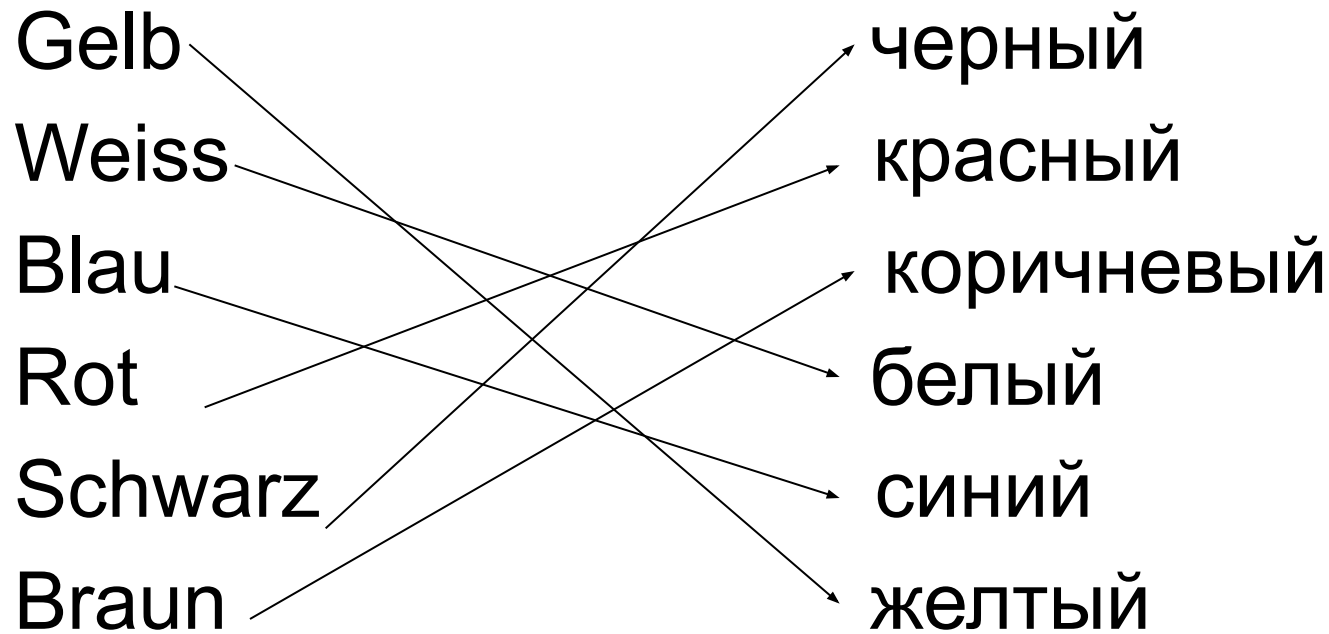


grün

Найди ошибки !



Соедини слова по значению



Найди три цвета


w	g	e	l	b
e	y	q	a	l
i	r	o	t	a
s	g	f	k	u
s	a	v	d	m

The image shows a 5x5 grid of letters. Red arrows indicate a path starting from the letter 'w' in the top-left cell, moving vertically down to 's' in the bottom-left cell. From 's', a horizontal arrow moves right to 'b' in the top-right cell. From 'b', a vertical arrow moves down to 'm' in the bottom-right cell.

Проверь себя!

Wie ist die Sonne?

- blau;
- gelb;
- braun




Wie ist der Himmel?

- rot;
- schwarz;
- blau



Wie ist die Schneeflocken?

- weiss;
- grau;
- grün



Спасибо за работу!

