



Некоторые настройки офиса

> NAV MENU

MY MESSAGES - **1 NEW**

MY ACCOUNT

MY PROFILE

START HERE

READ THIS FIRST

YOUR ACTION PLAN

BUILD YOUR BUSINESS

MEMBER FORUMS

LEADERBOARD

THE MEMBERS GUIDE

THE MEMBERS FAQ

QUICKLINKS

PAY IT FORWARD

ACTIVATE MORE
POSITIONS

MAKE WITHDRAWALS

CHANGE PASSWORD

LEAVE FEEDBACK

GET HELP

NEW MESSAGES

#	FROM	SUBJECT	RECEIVED
56793	root01	Warning - Do not use the internal message opportunity	/10 02:14

Кликнуть «TEAM» -
команда

CAMPAIGN ACTIVITY

CAMPAIGN	LINK	24H	WEEK	ALL	OPT	CONV	CR%
DEFAULT	http://www.ultraxone.com/marta47	25	41	41	2	2	4.9
TOTALS		25	41	41	2	2	4.9

YOUR 5 LATEST VERIFIED DOWNLINE MEMBERS - DOWN TO LEVEL 5

NAME	MEMBER ID	STATUS	SPONSOR	JOINED	MSG
Tatyana Sanzharevskay	globalteam64	FREE	marta47	13/11/10	✉
Lyudmila Shchupova	lyudmila53	PRO	marta47	12/11/10	✉

DOWNLINE STATS - DOWN TO LEVEL 5

LEVEL	PROS	FREES	ALL
1	1	1	2
2	0	0	0
3	0	0	0
4	0	0	0

> MY STATS

MEMBER: Olga Yatsenko

MEMBER ID: marta47

MEMBER LEVEL: BRONZE

JOINED: Nov 11, 2010

12:47

MEMBER STATUS: PRO

SPONSOR: Valeriy Ya

ID: yavaleriy8 (SILVER)

[CONTACT SPONSOR]

ACCOUNT BAL: US\$0.07

SAVED POINTS: 0

DEFERRED PVs: US\$0.00

MY PRO REFERRALS: 1

ALL MY REFERRALS: 2

PRO FRONTLINE: 1

ALL FRONTLINE: 2

PRO DOWNLINE: 1

ALL DOWNLINE: 2

All counts to 5 levels

NO ACTIVE CART

> ACTIONS

STRUCTURE MY
DOWNLINE

MESSAGE FREE
MEMBERS

MESSAGE PRO MEMBERS

MESSAGE ALL

> YOUR UPLINE

UPLINE: 5 - Irina Lapaeva - ira333 (SILVER) [\[CONTACT MEMBER\]](#)

UPLINE: 4 - Nina Dmitrishina - orion88 (BRONZE) [\[CONTACT MEMBER\]](#)

UPLINE: 3 - Lyubov Miroshnikova - salyut111 (BRONZE) [\[CONTACT MEMBER\]](#)

UPLINE: 2 - Ludmila Boyko-Strelets - milamoney (GOLD) [\[CONTACT MEMBER\]](#)

YOUR SPONSOR: Valeriy Ya - yavaleriy8 (SILVER) [\[CONTACT SPONSOR\]](#)

Ваши
верхние
спонсоры

> YOUR DOWNLINE

LEVEL 1

Кликнуть, чтобы изменить
настройки в построении
ваших матриц

N	NAME	MEMBER ID	STATUS	DOWN	5G PROS	SPONSOR	REFERRER	MSG
1	Lyudmila Shchupova	lyudmila53	PRO					
2	Tatyana Sanzharevskay	globalteam64	FREE	FREE	13/11/10	0	marta47	marta47

NEXT LEVEL EMPTY - NO FURTHER DOWNLINE

> ACTIONS

- MY TEAM
- MESSAGE FREE MEMBERS
- MESSAGE PRO MEMBERS
- MESSAGE ALL

> STRUCTURE YOUR DOWNLINE

These values are automatically set by the system if 'Auto Manage Settings' is ticked below.

You can seriously affect the way your downline gets built just by making a small change here. Please be absolutely certain you know what you are doing before you change any of these values.

Setting the first value to 'PLACE ALL REFERRALS ON MY FRONTLINE' will also block any Member Level Upgrades granted to you until it is returned to the default.

If in doubt - ASK!

Сохранить по
умолчанию

Сохранить по
умолчанию

How many members do you want on your Frontline before the system starts placing them downline?

PLACE ALL REFERRALS ON MY FRONTLINE

How many referrals do you want to gift to each of your downline members below your Frontline before the system moves down to the next level?

BUILD DOWNLINERS TO 1 FRONTLINE

How many levels down do you want to send referrals to be

SEND DOWN TO 5 LEVELS

Who would you prefer to place referrals with?

FREEs, THEN PROs

How would you select the member to place referrals with?

BY LEAST FRONTLINE COUNT

Tick below if you wish the system to manage the above settings for you automatically.

☐ Auto Manage Settings

RESET ALL TO DEFAULT - OR - SAVE ALL SETTINGS

Поменять на
SEND DOWN TO 2 LEVELS

Поменять на
PROs, THEN FREEs

кликнуть

> ACTIONS

MY TEAM

MESSAGE FREE MEMBERS

MESSAGE PRO MEMBERS

MESSAGE ALL

> STRUCTURE YOUR DOWNLINE

These values are automatically set by the system if '**Auto Manage Settings**' is ticked below.

You can seriously affect the way your downline gets built just by making a small change here. Please be absolutely certain you know what you are doing before you change any of these values.

Setting the first value to 'PLACE ALL REFERRALS ON MY FRONTLINE' will also block any Member Level Upgrades granted to you until it is returned to the default.

If in doubt - ASK!

How many members do you want on your Frontline before the system starts placing them downline?

PLACE ALL REFERRALS ON MY FRONTLINE

How many referrals do you want to gift to each of your downliners before the system moves down to the next level?

BUILD DOWNLINERS TO 1 FRONTLINE

How many levels down do you want to send referrals to before returning to place frontline?

SEND DOWN TO 2 LEVELS

Who would you prefer to place referrals with?

PROs, THEN FREEs

How would you select the member to place referrals with?

BY LEAST FRONTLINE COUNT

Tick below if you wish the system to manage the above settings for you automatically.

☐ **Auto Manage Settings**

RESET ALL TO DEFAULT - OR - SAVE ALL SETTINGS

Вернуться на первую
страницу своего офиса



Как проплатить партнера из
своего кошелька (*инструкция*)

> NAV MENU

MY MESSAGES - 1 NEW

MY ACCOUNT

MY PROFILE

START HERE

READ THIS FIRST

YOUR ACTION PLAN

BUILD YOUR BUSINESS

MEMBER FORUMS

LEADERBOARD

THE MEMBERS GUIDE

THE MEMBERS FAQ

QUICKLINKS

PAY IT FORWARD

ACTIVATE MORE
POSITIONS

MAKE WITHDRAWALS

CHANGE PASSWORD

LEAVE FEEDBACK

GET HELP

NEW MESSAGES

#	FROM	SUBJECT	RECEIVED
56793	root01	Warning - Do not use the internal messaging system to advertise your other opportunities.	12/11/10 02:14

CAMPAIGN ACTIVITY

CAMPAIGN	
DEFAULT	http
TOTALS	

Чтобы проплатить партнера из
своего кошелька, **КЛИКНИТЕ**

YOUR 5 LATEST VERIFIED DOWNLINE MEMBERS - DOWN TO LEVEL 5

NAME	MEMBER ID	STATUS	SPONSOR	JOINED	MSG
Tatyana Sanzharevskay	globalteam64	FREE	marta47	13/11/10	✉
Lyudmila Shchupova	lyudmila53	PRO	marta47	12/11/10	✉

DOWNLINE STATS - DOWN TO LEVEL 5

LEVEL	PROS	FREES	ALL
1	1	1	2
2	0	0	0
3	0	0	0
4	0	0	0

> MY STATS

MEMBER: Olga Yatsenko
MEMBER ID: marta47
MEMBER LEVEL: BRONZE
JOINED: Nov 11, 2010
12:47
MEMBER STATUS: PRO

SPONSOR: Valeriy Ya
ID: yavaleriy8 (SILVER)
[CONTACT SPONSOR]

ACCOUNT BAL: US\$0.07
SAVED POINTS: 0
DEFERRED PVs: US\$0.00

MY PRO REFERRALS: 1
ALL MY REFERRALS: 2

PRO FRONTLINE: 1
ALL FRONTLINE: 2

PRO DOWNLINE: 1
ALL DOWNLINE: 2

All counts to 5 levels

NO ACTIVE CART

ULTRA X ONE

WILL YOU BE THE FIRST
MAY YOU BE THE FIRST

[DASHBOARD](#)[TEAM](#)[MATRIX](#)[BONUS](#)[SHARES](#)[TOOLS](#)[WEBSTORE](#)[MEETPOINT](#)[SUPPORT](#)

> PAY IT FORWARD

'Paying It Forward' for someone is upgrading a member who cannot afford to pay for their own upgrade.

Members who are paid in in this fashion then have an option to withdraw their earnings before they can withdraw any earnings.

If you would like to Pay It Forward for someone then please enter their Member ID and click 'Validate'.

If the Member's ID is valid, a default cart will be set up for them.

Впишите логин
партнера, которого
хотите проплатить

MEMBER ID

Validate

кликнуть

> YOUR SHOPPING CART - PAY IT FORWARD ORDER

This is a **Pay It Forward** order. All items will be attributed to the receiving PIF member **Lyudmila Shchupova (lyudmila53)** [CANCEL PIF](#)

> Step 1 - Check Your Items

The cart lists the items you have selected from the WebStore for purchase and on which you will earn points.

To delete a whole line click the [DELETE] link at the left of the line.

To add or reduce the quantities, click on the [+] to increase or [-] to reduce the quantities.

Проверьте еще раз,
правильно ли указан
ЛОГИН

ITEM LINE	PRODUCT CODE	QUANTITY	UNIT PRICE	[-/+]	POINTS	EACH	TOTAL
[DELETE]	10000	UX1 - Webstore Voucher - 100			100	2.50	2.50
TOTALS >>			1		100		US\$2.50

> Step 2 - Allocate Your Points To Tier Positions

Next please decide here to which tiers you wish allocate points and activate matrix positions.

On successful completion of Checkout, the purchases in the Cart will give you **100** Points. You have no Saved Points from previous orders.

This would give you an Available Points Total of **100**.

Your Available Points Total would be sufficient to activate **1** new **LEVEL 1** matrix positions. You do not have any saved points from previous orders.

If you do wish to activate positions in higher tiers you will need to increase your item quantities in the cart and return to the WebStore to select additional items.

Please complete this step before proceeding to Checkout.

Спуститесь
вниз
страницы

positions in higher tiers.

Or click [»HERE«](#) to

Next please decide here to which tiers you wish allocate points and activate matrix positions.

On successful completion of Checkout, the purchases in the Cart will give you **100** Points. You have no Saved Points from previous orders.

This would give you an Available Points Total of **100**.

Your Available Points Total would be sufficient to activate **1** new **LEVEL 1** matrix positions. You do not have enough points to activate positions in higher tiers.

If you do wish to activate positions in higher tiers you will need to increase your item quantities in the items list above using the **[+]**. Or click [»HERE«](#) to return to the WebStore to select additional items.

Please complete this step before proceeding to Checkout.

TIER 1 POSITIONS	TIER 2 POSITIONS	TIER 3 POSITIONS	TIER 4 POSITIONS	TIER 5 POSITIONS	TIER 6 POSITIONS	TIER 7 POSITIONS	TIER 8 POSITIONS
1	0	0	0	0	0	0	0
[-][+]	[-][+]	[-][+]	[-][+]	[-][+]	[-][+]	[-][+]	[-][+]
POINTS USED	POINTS USED	POINTS USED	POINTS USED	POINTS USED	POINTS USED	POINTS USED	POINTS USED
100	0	0	0	0	0	0	0
[CLEAR]	[CLEAR]	[CLEAR]	[CLEAR]	[CLEAR]	[CLEAR]	[CLEAR]	[CLEAR]

Your current selection shown above will use all available points.

CHECKOUT

> **STEP 3 - LAST CHECK BEFORE ORDER PROCESSING**

Please check all details before selecting a payment method. Once this order is processed it will NOT be possible for any changes to be made.
This is NOT a Pay it Forward order. All items will be attributed to your account: **Olga Yatsenko (marta47)**

> **Product Purchases**

PRODUCT CODE	DESCRIPTION	QTY	POINTS	EACH	TOTAL
10000	UX1 - Webstore Voucher - 100 Points	1	100	2.50	2.50
TOTALS >>		1	100		US\$2.50

> **Matrix Activity**

On successful payment the following actions will be applied:

TIER 1 - NEW POSITIONS TO ACTIVATE	1
------------------------------------	---

Your current selection shown above will use all **100** points.

> **FINAL STEP - SELECT METHOD AND COMPLETE PAYMENT**

To complete your order please make your payment from the following options.

UltraXOne ACCOUNT BALANCE9

Your UltraXOne account balance is currently USD0.00

Your account balance is not sufficient to pay for this order. Please use one of the options below.

ALERTPAY ONLY

Click here to complete payment for your order through AlertPay.

~~PAY NOW~~


ALERTPAY
Pay Now

Выбираем платежную систему **ALERT PAY**



Payment For	Quantity	Price
UltraXOne Download Collection -> PRODUCT PURCHASE 10000	1	\$2.50 USD
Sub Total:		\$2.50 USD
Total:		\$2.50 USD




Enter your billing information

Country: 


First name:

Last Name:

Card Number:

Expiration date: /

CSV/CVV: 

Address:

City:

Region:

Postal Code:

Login to your AlertPay Account

Email Address:

Password:

[I've forgotten my password](#)

кликнуть

Вводим данные своего
аккаунта **ALERT PAY**



Hi Olga, please review your purchase

Verify the information below and click "Confirm and Proceed" at the bottom to process the payment.

Payment For UltraXOne Download Collection -

Sub Total: \$2.50 USD

Total: \$2.50 USD

Method of Payment

☒ Use my AlertPay balance (\$6.19 USD)

Balance U.S. Dollars:  \$2.50 USD

☐ Use my credit card [Add Credit Card](#)

Shipping Method

☒ Ship to
av.do Brasil, Lt-11, apt. L-11
Portimao, Algarve, Portugal
8500-547

☐ Add a shipping address

☐ No shipping address required

Transaction PIN

[Forgot your PIN?](#)

ввести ПИН

Кликнуть

Confirm and proceed