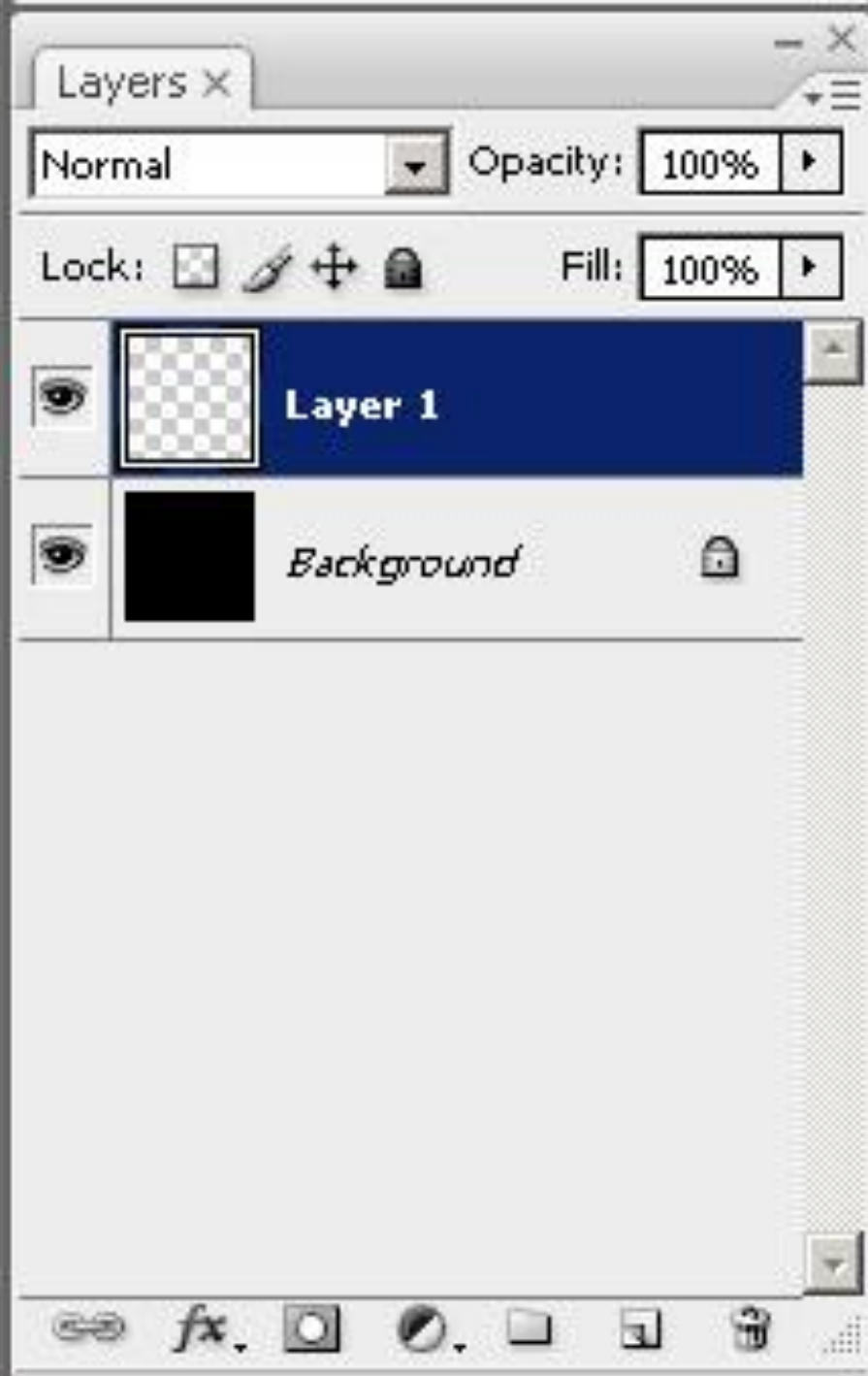

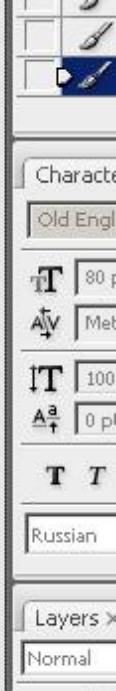
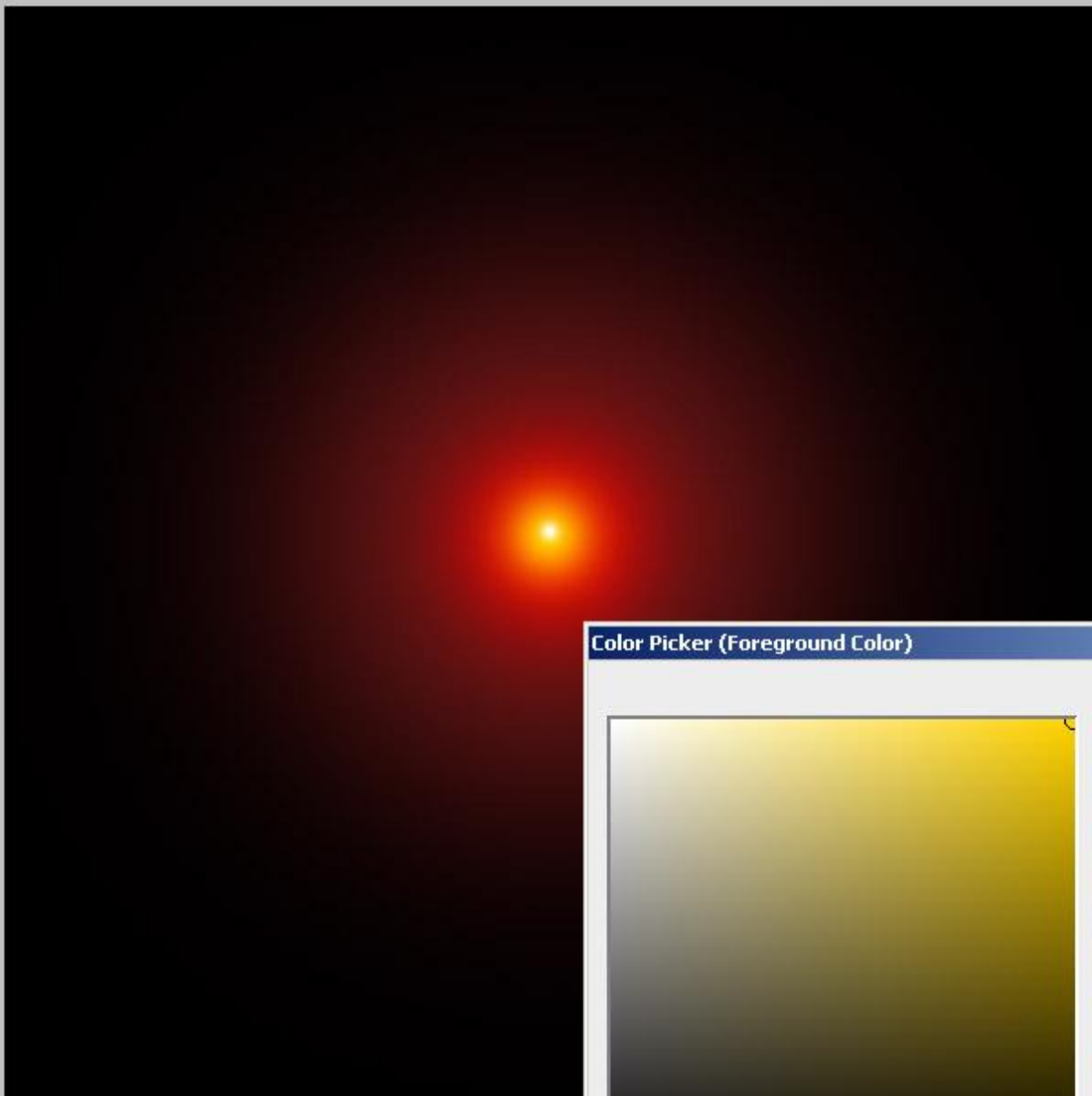


# Создание эффективного фона

Handwritten red text: "Можно" (top line) and "или" (bottom line). A red arrow points from the text towards the "Layer 1" layer in the Layers panel.







**Color Picker (Foreground Color)** [X]

new  
current

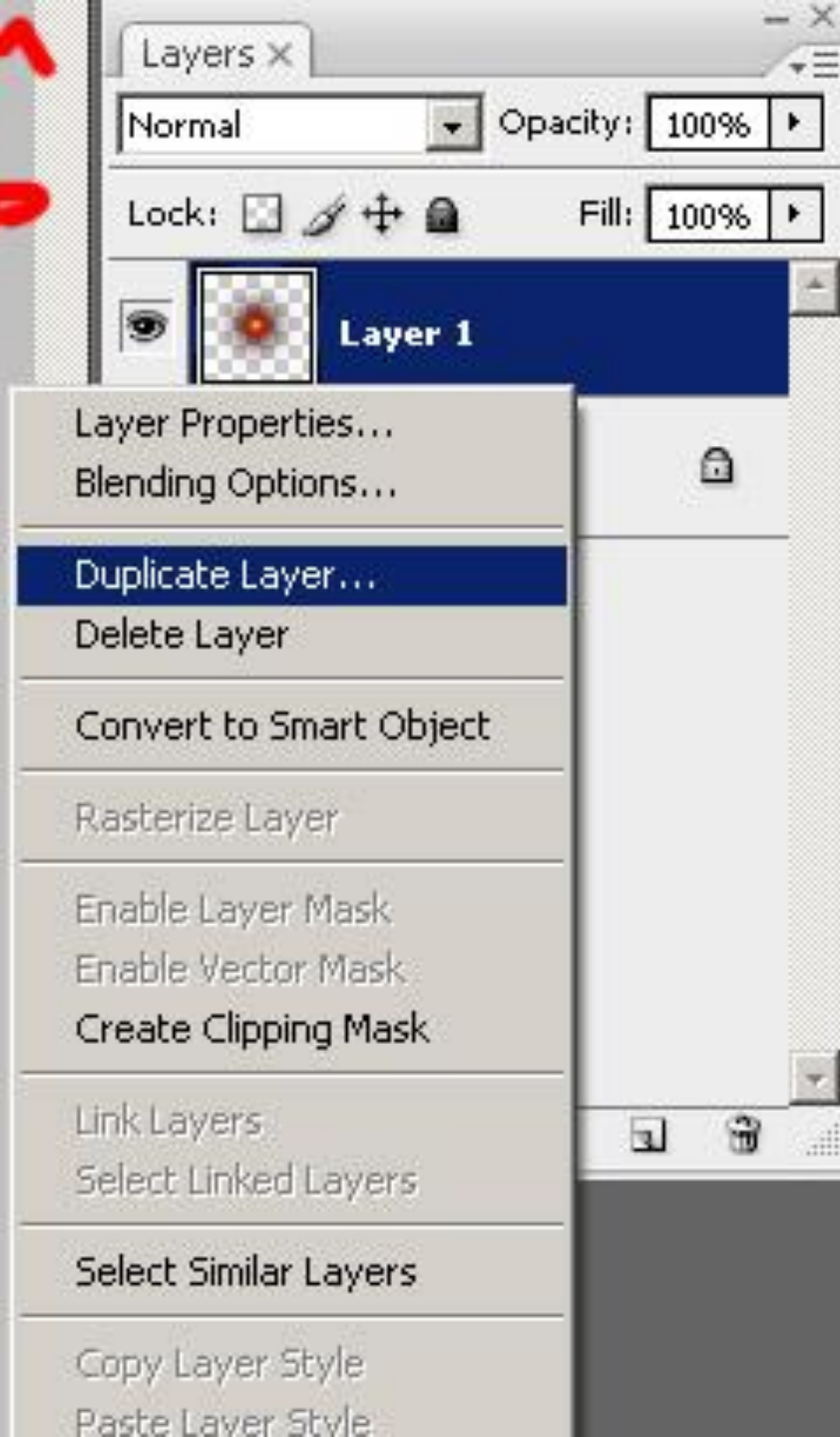
OK  
Cancel  
Add To Swatches  
Color Libraries

H: 49 °  
 S: 100 %  
 B: 100 %  
 R: 255  
 G: 210  
 B: 0  
# ffd200

L: 86  
 a: 5  
 b: 86  
C: 1 %  
M: 16 %  
Y: 99 %  
K: 0 %

Only Web Colors

СОЗДАЕМ  
ДУБЛЬ




Control +


"T"



Трансформация



- Twirl Ctrl+F
- Convert for Smart Filters
- Extract... Alt+Ctrl+X
- Filter Gallery...
- Liquify... Shift+Ctrl+X
- Pattern Maker... Alt+Shift+Ctrl+X
- Vanishing Point... Alt+Ctrl+V
- Artistic ▶
- Blur ▶
- Brush Strokes ▶
- Distort** ▶
- Noise ▶
- Pixelate ▶
- Render ▶
- Sharpen ▶
- Sketch ▶
- Stylize ▶
- Texture ▶
- Video ▶
- Other ▶
- Digimarc ▶



- Diffuse Glow...
- Displace...
- Glass...
- Lens Correction...
- Ocean Ripple...
- Pinch...
- Polar Coordinates...
- Ripple...
- Shear...
- Spherize...
- Twirl...
- Wave...**
- ZigZag...

**"BOYHA"**



# Wave



Number of Generators:

10



Min.

Max.

Wavelength:

34

99



Min.

Max.

Amplitude:

5

35



Horiz.

Vert.


Scale:

85

%

58

%



Type:

Sine

Triangle

Square

OK

Cancel



Randomize

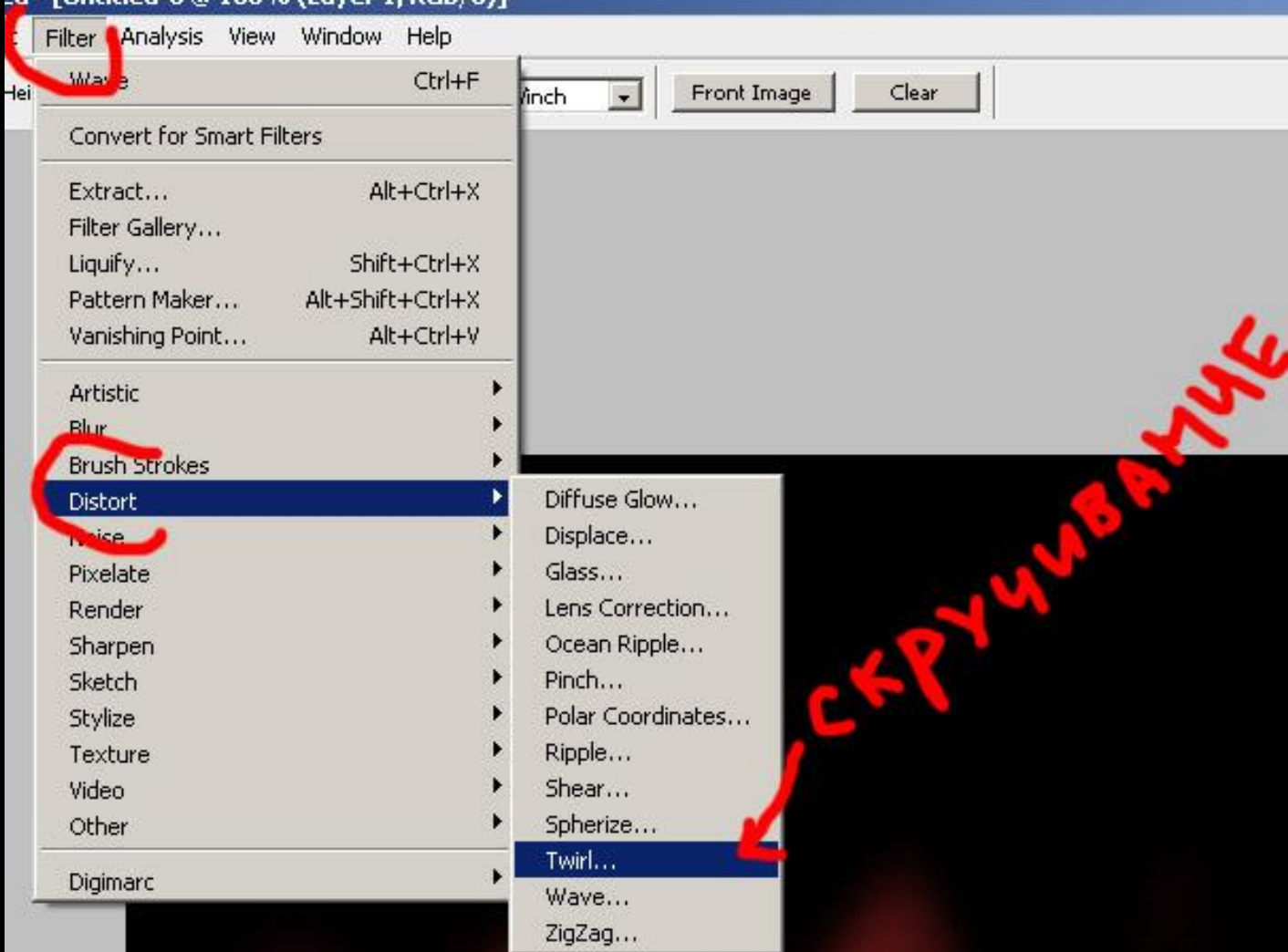
Undefined Areas:

Wrap Around

Repeat Edge Pixels







Filter Analysis View Window Help

Wave Ctrl+F

1/100 inch Front Image Clear

Convert for Smart Filters

Extract... Alt+Ctrl+X

Filter Gallery...

Liquify... Shift+Ctrl+X

Pattern Maker... Alt+Shift+Ctrl+X

Vanishing Point... Alt+Ctrl+V

Artistic >

Blur >

Brush Strokes >

**Distort** >

Noise >

Pixelate >

Render >

Sharpen >

Sketch >

Stylize >

Texture >

Video >

Other >

Digimarc >

Diffuse Glow...

Displace...

Glass...

Lens Correction...

Ocean Ripple...

Pinch...

Polar Coordinates...

Ripple...

Shear...

Spherize...


**Twirl...**


Wave...

ZigZag...

СКРУЧИВАЮЩЕ









Horizontal Type Tool (T)

← ТЕКСТ



COMPUTER



### Layer Style

Styles

Blending Options: Default

- Drop Shadow
- Inner Shadow
- Outer Glow**
- Inner Glow
- Bevel and Emboss
- Contour
- Texture
- Satin
- Color Overlay
- Gradient Overlay
- Pattern Overlay
- Stroke



#### Outer Glow

##### Structure

Blend Mode: Screen

Opacity: 75 %

Noise: 0 %


##### Elements

Technique: Softer

Spread: 0 %

Size: 10 px

##### Quality

Contour:   Anti-aliased

Range: 50 %

Jitter: 0 %

Preview

OK

Cancel

New Style...



The image features a central glowing globe of the Earth, rendered in shades of orange and red. This globe is surrounded by several concentric, glowing red rings that create a tunnel-like or ripple effect. The entire scene is set against a solid black background. Overlaid on the center of the globe and rings is the word "COMPUTER" in a bold, white, serif font with a slight glow.

COMPUTER

The image features a central glowing globe with a fiery orange and red color palette. The globe is surrounded by several concentric, glowing red rings that create a tunnel-like effect. The word "COMPUTER" is written across the center in a bright white, serif font with a slight glow. The background is dark, making the glowing elements stand out prominently.

COMPUTER

The image features a central glowing globe with a red and orange color palette, surrounded by several concentric, glowing red rings that create a tunnel-like effect. The word "COMPUTER" is written in a bright white, serif font across the center of the globe. The background is dark, making the glowing elements stand out prominently.

COMPUTER

A glowing globe is centered in the image, surrounded by several concentric, glowing red rings that create a tunnel-like effect. The globe shows continents and is illuminated from within, giving it a fiery appearance. The background is dark, making the glowing elements stand out.

# COMPUTER

K I R G U D U