



# Продукты #1 для управления VMware

Владимир Ескин  
Veeam Software



HP Software  
Gold Business Partner





# Лучшие бесплатные продукты

Posted on November 16th, 2010 by Kasia Lorenc

No Comments »



The VMware community has spoken: Veeam offers the best free vSphere tools. In the latest [Best Free vSphere Tools Survey](#) three of Veeam's free vSphere tools took the top three spots!

The top 3 vSphere Tools of 2010 include:



### 1. Veeam FastSCP

Veeam FastSCP helps you manage files and bulk copy VMs across your virtualized environment. Updated for vSphere 4.1, Veeam FastSCP is fast, secure and easy to use. It can copy files over 6 times faster than other SCP tools and uses a single console for multiple Windows, Linux, ESX and ESXi server file management.

Download Veeam FastSCP for free [here](#).



NEW 5.0

### 2. Veeam Monitor Free Edition

Veeam Monitor Free Edition helps you consolidate monitoring across vCenter servers, hosts and users. The free edition of Veeam Monitor is easy to install and maintaining and provides you with a comprehensive view of your entire virtual infrastructure .

Download Veeam Monitor Free Edition [here](#).



### 3. Veeam Reporter Free Edition

Veeam Reporter Free Edition helps you document and report on your VMware virtual infrastructure. With Veeam Reporter you get enterprise reporting, change management and capacity planning with no limits on the number of hosts, VMs or users.

Download Veeam Reporter Free Edition [here](#).

<http://www.trainingsignaltraining.com/veeam-best-free-tools/2010-11-16/>

VEEAM WINS!

veeam

News from vmworld 2010

SearchServerVirtualization.com  
BEST OF  
vmworld 2010  
BEST OF SHOW



# Лучшие в мире бэкапы

## Гибкое восстановление

1. Восстановление отдельных файлов или дисков VM
2. Поддержка широкого спектра файловых систем
3. Поддержка работы VSS



Лучшие в мире бэкапы

Не используем агентов!

Выгодное восстановление

**veeam**

vmware  
PARTNER  
TECHNOLOGY  
ALLIANCE

# Последняя проблема - надежность

## Тесты?



### Windows Error Recovery

Windows failed to start. A recent hardware or software change might be the cause.

If Windows files have been damaged or configured incorrectly, Startup Repair can help diagnose and fix the problem. If power was interrupted during startup, choose Start Windows Normally. (Use the arrow keys to highlight your choice.)

Launch Startup Repair (recommended)

Start Windows Normally

Seconds until the highlighted choice will be selected automatically: 2  
Description: Fix problems that are preventing Windows from starting

## Зарботает ли резервная копия?

ENTER=Choose

# Выборочное тестирование сегодня...

Шаг 1...

Шаг 2...


Шаг 3...

Шаг 4

Требует время!

Трудоемко!

Сложно!



# Моментальный запуск VM

# vPower

Прямо  
из архива!

The screenshot shows the 'Apply log' step of the vPower Recovery wizard. The left pane lists the steps: Virtual Machine, Restore Point, Destination, Datastore, Restore reason, Ready to Apply, and Recovery (which is currently selected). The right pane displays a log table with the following entries:

Date/Time	Message
8/14/2010 2:11:14 PM	Mounting VM "(Test)DC001-Rec
✓ 8/14/2010 2:11:17 PM	Connecting to host "hyde"
✓ 8/14/2010 2:11:17 PM	Checking if vPower NFS datasto
✓ 8/14/2010 2:11:17 PM	Locking backup file
✓ 8/14/2010 2:11:21 PM	Mounting VM
✓ 8/14/2010 2:11:21 PM	Updating VM configuration
✓ 8/14/2010 2:11:26 PM	Registering VM
✓ 8/14/2010 2:11:26 PM	Updating session history
✓ 8/14/2010 2:11:26 PM	VM "(Test)DC001-Recovery" pu

At the bottom of the wizard, there are navigation buttons: '< Previous' and 'Next >'.

# Полноценное тестирование Veeam SureBackup

Проверяем **КАЖДУЮ** копию



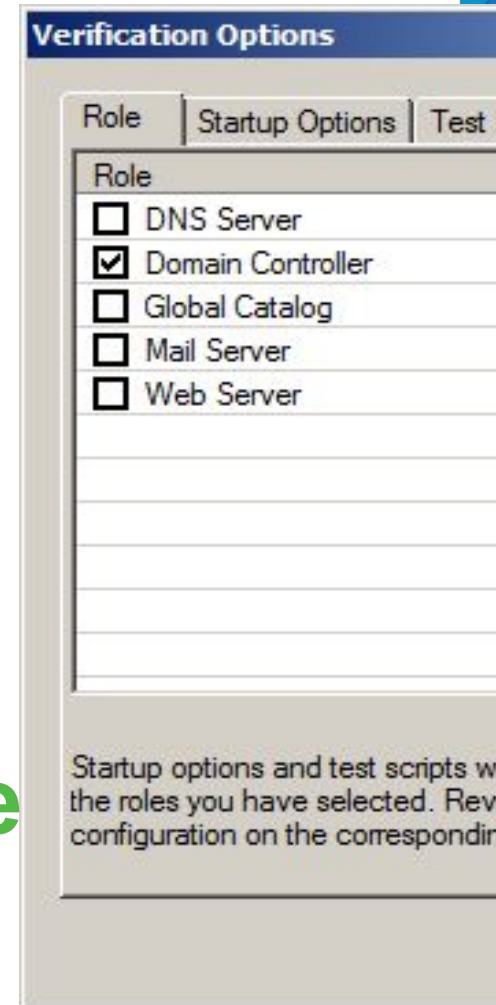


# 3 шага для тестирования

1. Определить ресурсы

2. Определить зависимости

3. Создать тестовое задание

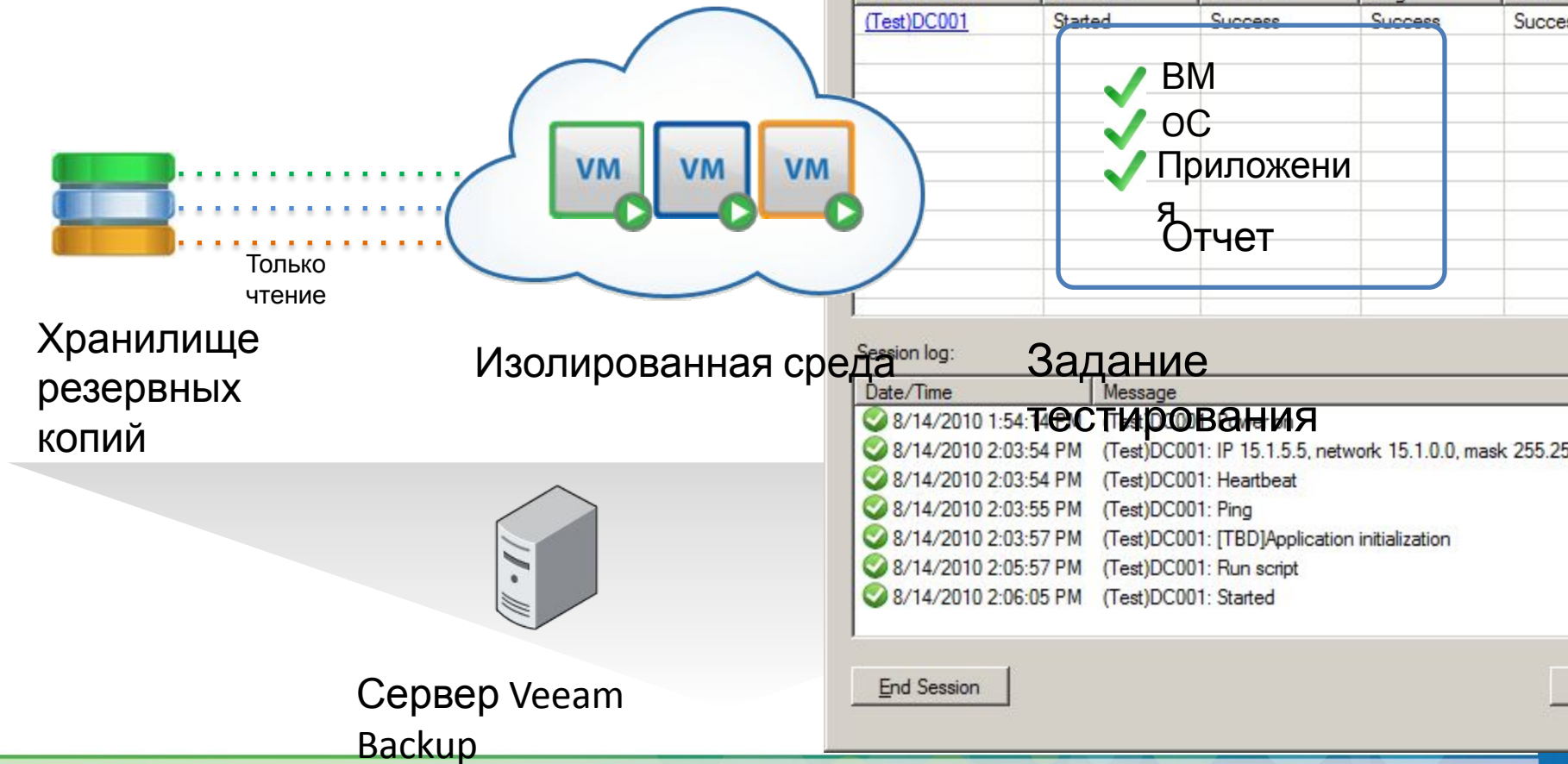


# Как это работает в VirtualLab®

1 Подготовка

2 Старт

3 Проверка



# Instant VM Recovery

Сломалась VM?



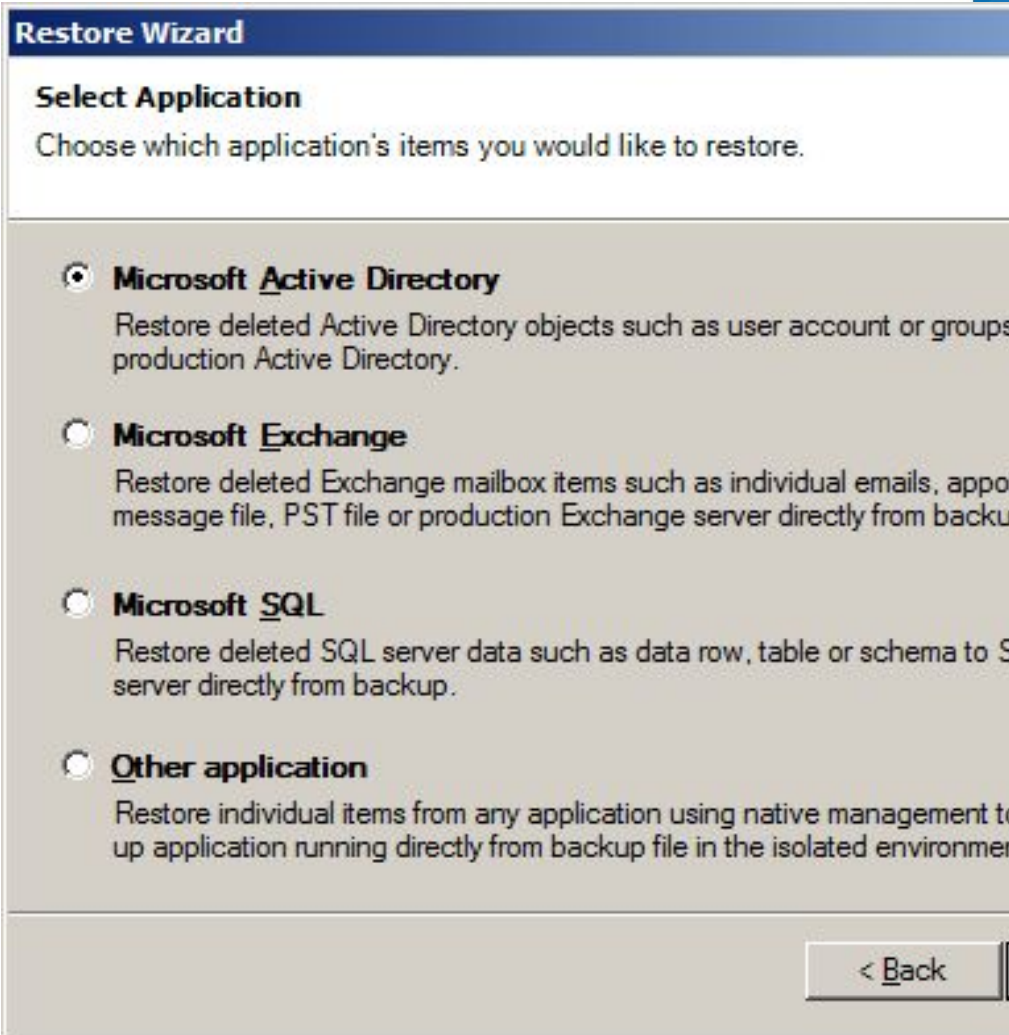
# Instant VM Recovery

Включи и  
работай!



# Восстановление объектов

Из любых  
приложений



# Поиск файлов в гостевой ОС

The screenshot displays the Veeam Backup & Replication interface. At the top, there is a navigation bar with buttons for 'Last 24 hours', 'Last 7 days', 'Reports', 'Jobs', 'VMs', 'Files', and 'Lab Requests'. Below this, a 'VM name:' field is visible. The main area shows a search interface with a 'Search' button and a 'Browse' button. A dropdown menu shows '[TBD] Backup file information: 8/10/2010 07:02:00 pm'. To the right, there is a 'Browse' button and a link '[TBD] Backup file information'. A 'Quick search:' field is also present. Below the search bar, a file explorer view shows the contents of the C:\ drive, including folders like '081de98d524d05d287', 'acd903abfabd2ae59477be54c7', 'Documents and Settings', 'Inetpub', 'Program Files', 'rep', 'sysprep', 'System Volume Information', and 'WINDOWS'. A table with columns 'Name', 'Date Modified', and 'Size' is partially visible on the right side of the file explorer.

**Загляни  
под крышку!**

Новые технологии v5

для ваших  
сетей:

репликация по  
самым слабым  
каналам связи



## О компании Veeam

Software:

**Лидер** в разработке программного обеспечения для управления VMware


**15000+** клиентов во всем мире,  
**300+** из списка Fortune 500

Центр разработки: Санкт-Петербург

Круглосуточная поддержка продуктов на русском и английском языках



# Установки в РФ / СНГ



# Уровни партнерства



По приглашению



Минимальные требования



Регистрация в ProPartner

# Преимущества партнеров

**VEEAM GOLD**  
pro partner

- / Все преимущества уровня Silver
- / Деньги маркетингового фонда (Co-op/MDF)
- / Скидка 20%
- / Регистрация сделки и доп. скидка 7,5 %

**VEEAM SILVER**  
pro partner

- / Все преимущества уровня Silver
- / NFR ключи / Лицензии для внутреннего использования
- / Информация о партнере на сайте Veeam
- / Скидка 15%

**VEEAM BASIC**  
pro partner


- / Право продавать продукты Veeam
- / Доступ к ресурсам ProPartner Portal
- / Партнерский логотип
- / Скидка 7%

Партнерство с производителями

В контакте с vmware ;)

**VMWare Ready Optimized**

- ВАШИ ИНВЕСТИЦИИ В ПРОДУКТЫ



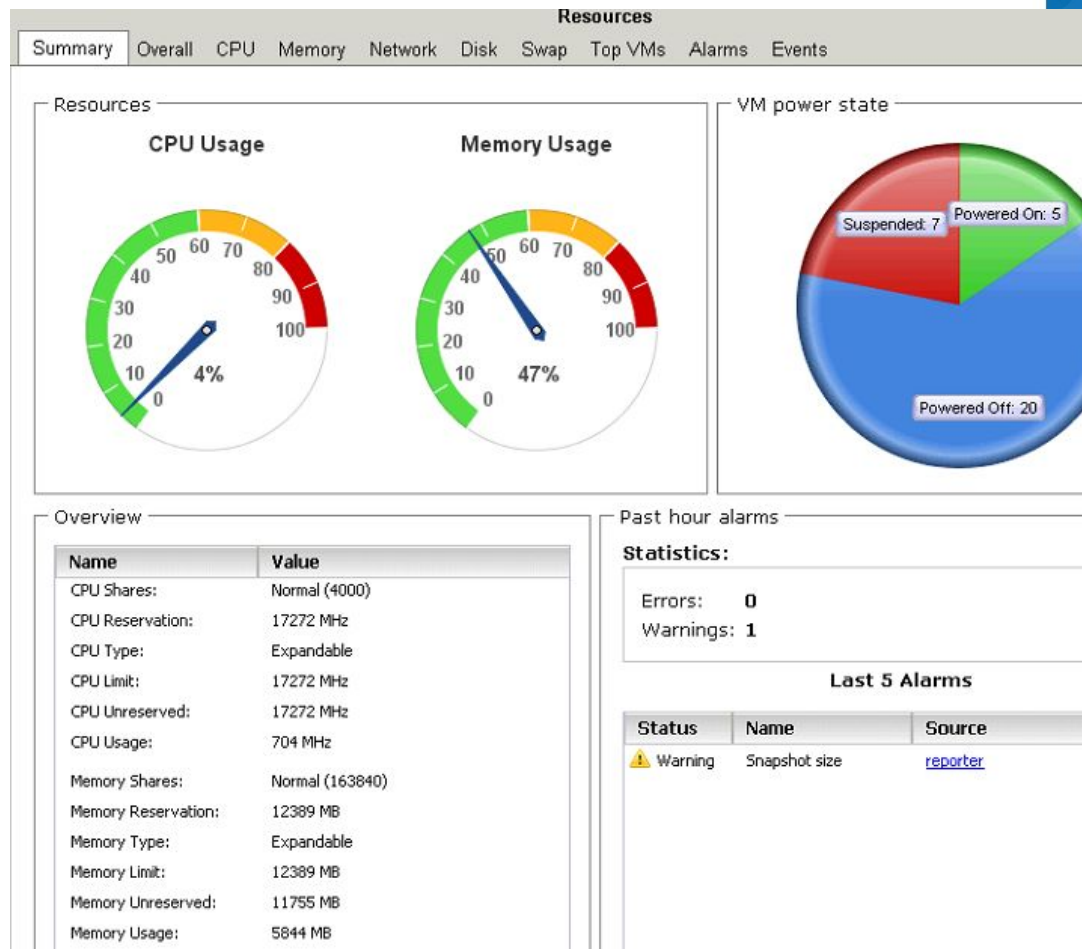
**VEEAM**



# Veeam Monitor 5

# Приборы? 200!

# удобно, наглядно



## Оповещения

## База знаний

Type	Name	Source
	DPM failed to bring host from a standby mode	Predefined
	Host failed to exit standby mode	Predefined
	vCenter lost connection to host	Predefined
	Host connection failure	Predefined
	Host CPU usage	Predefined
	Host available memory	Predefined
	Host memory pressure	Predefined
	Host swap memory	Predefined
	Host disk SCSI aborts	Predefined

Knowledge Assignment

### Alarm details

#### Summary

This event records that Distributed Power Management tried to bring a host out from standby mode but failed to exit standby mode.

Standby Mode powers off an ESX server and allows it to be powered back on again. This is triggered either manually or automatically by VirtualCenter.

#### Cause

There may be some issue with Wake-on-LAN (or the specific technology applicable to your hardware). Check the host network and hardware status.

Note - Do not disconnect a host in standby mode or move it out of the DRS cluster. Otherwise vCenter Server is not able to power the host back on.

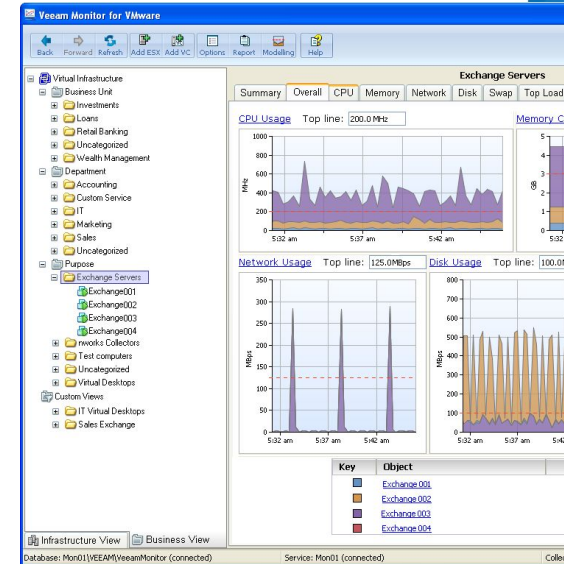
#### Resolution

You should respond by powering the host on using a different method and then disconnecting it from the network until you have resolved the issue.

# Veeam Monitor. Взгляд на бизнес

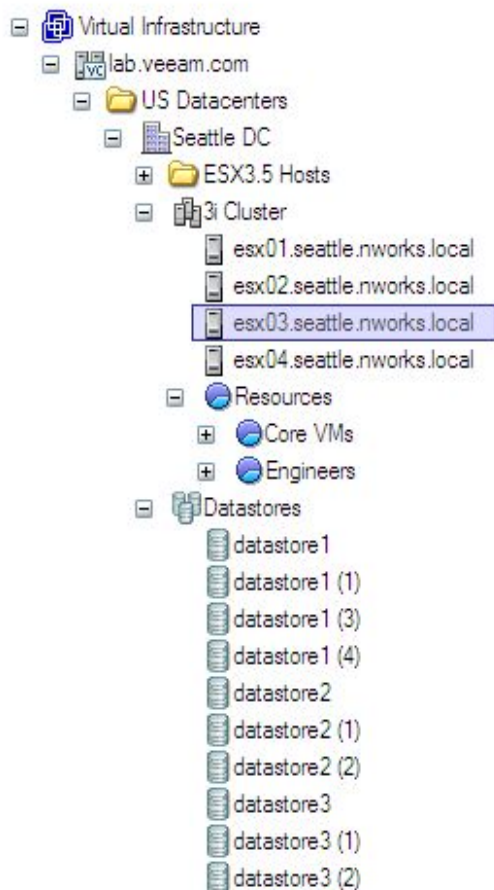
## Technical View

- Virtual Infrastructure
  - lab.veeam.com
    - US Datacenters
      - Seattle DC
        - ESX3.5 Hosts
          - 3i Cluster
            - esx01.seattle.nworks.local
            - esx02.seattle.nworks.local
            - esx03.seattle.nworks.local
            - esx04.seattle.nworks.local
          - Resources
            - Core VMs
            - Engineers
          - Datstores
            - datastore 1
            - datastore 1 (1)
            - datastore 1 (3)
            - datastore 1 (4)
            - datastore 2
            - datastore 2 (1)
            - datastore 2 (2)
            - datastore 3
            - datastore 3 (1)
            - datastore 3 (2)

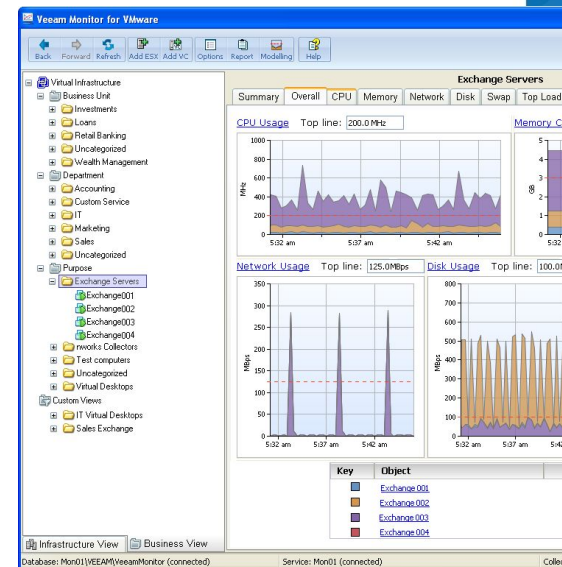
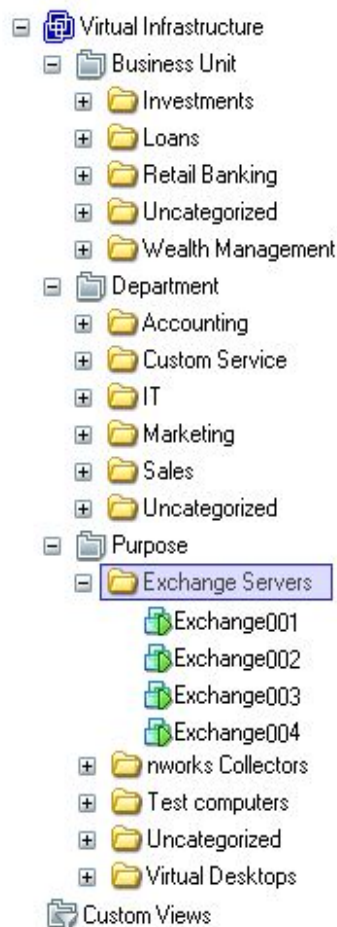


# Veeam Monitor. Взгляд на бизнес

## Technical View



## Business View



Отчеты и  
оповещения  
по группам



# MP для MS SystemCenter / SPI для HP OM

## Мониторинг VMware в промышленных системах

The screenshot displays the nworks System Center Operations Manager 2007 interface. The top-left pane shows the 'Monitoring' view with a 'Cluster State' table:

State	Maintenanc...	Name	VMware ESX Server	VMPOOL Resource Pool	vmActive	vmShutdown	vmSuspended	vmTotal
warning		3 Cluster	warning	Critical	49	28	0	77

The bottom-left pane shows a 'Diagram View' of hardware sensors, including FAN, HARDWARE, OTHER, and POWER. The 'POWER' sensor is expanded to show 'Current 1 for Power Supply...' and 'Current 2 for Power Supply...'. The 'Alert Properties' dialog is open, showing the following details:

**Alert Properties**  
General | Product Knowledge | Company Knowledge | History | Alert Context | Custom Fields

**nworks VMware: ESX Cluster Memory Pressure has exceeded threshold**

**Key Details:**  
Alert source: 3 Cluster  
Alert severity: Warning  
Age: 2 Days, 2 Hours, 39 Minutes  
Owner:  Change...  
Ticket ID:

**Alert Description:**  
3 Cluster has exceeded threshold for Memory Pressure with a value of 75%.

**Alert Status:**  
Once you have identified the problem and taken corrective action, you can select 'Closed' which will remove the Alert from the system once changes are committed.  
New

**Alert Properties - Summary:**  
This ESX Cluster has exceeded the threshold for memoryPressure

**Causes:**  
This metric shows memory overcommitment for the entire Cluster. This value is the ratio of total VM memory for the cluster vs. total memory for all esx systems in the cluster and is expressed as a percentage. For example, if the sum of all the VMs memory requirements totaled 16GB and all esx servers had 20 GB installed, this value would be 80%. Any value below 100% means that the esx can find all the memory it needs and it has no overhead being used to find more memory. However, if this value goes over 100%, then the esx server does not have enough memory to satisfy all VMs. This situation is referred to as "overcommitment". When this occurs the esx server must work to make memory available using swapping, balloon memory, shared pages, etc. The larger this number is, the more work the esx server must perform with non-productive tasks.

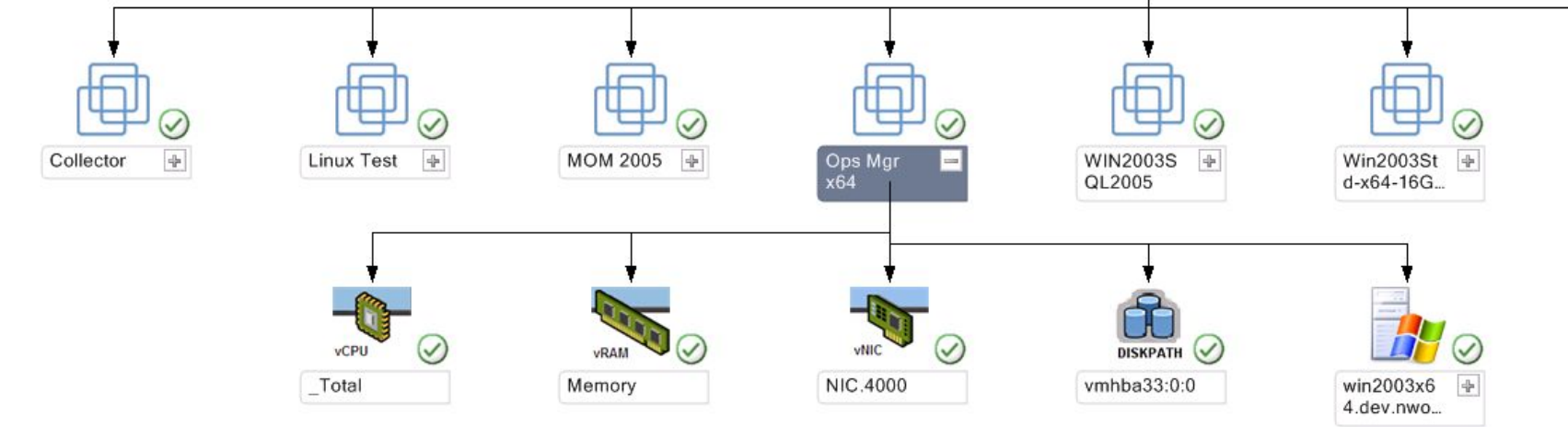
**Resolutions:**  
Refer to VMware document [The Role of Memory in ESX Server 3](#) for more information

**External Knowledge Sources:**  
Refer to [VMware's Resource Management Guide](#) and the [nworks Online Dictionary](#) for more information.



# SCOM: здоровье виртуальных

## МАШИНЫ

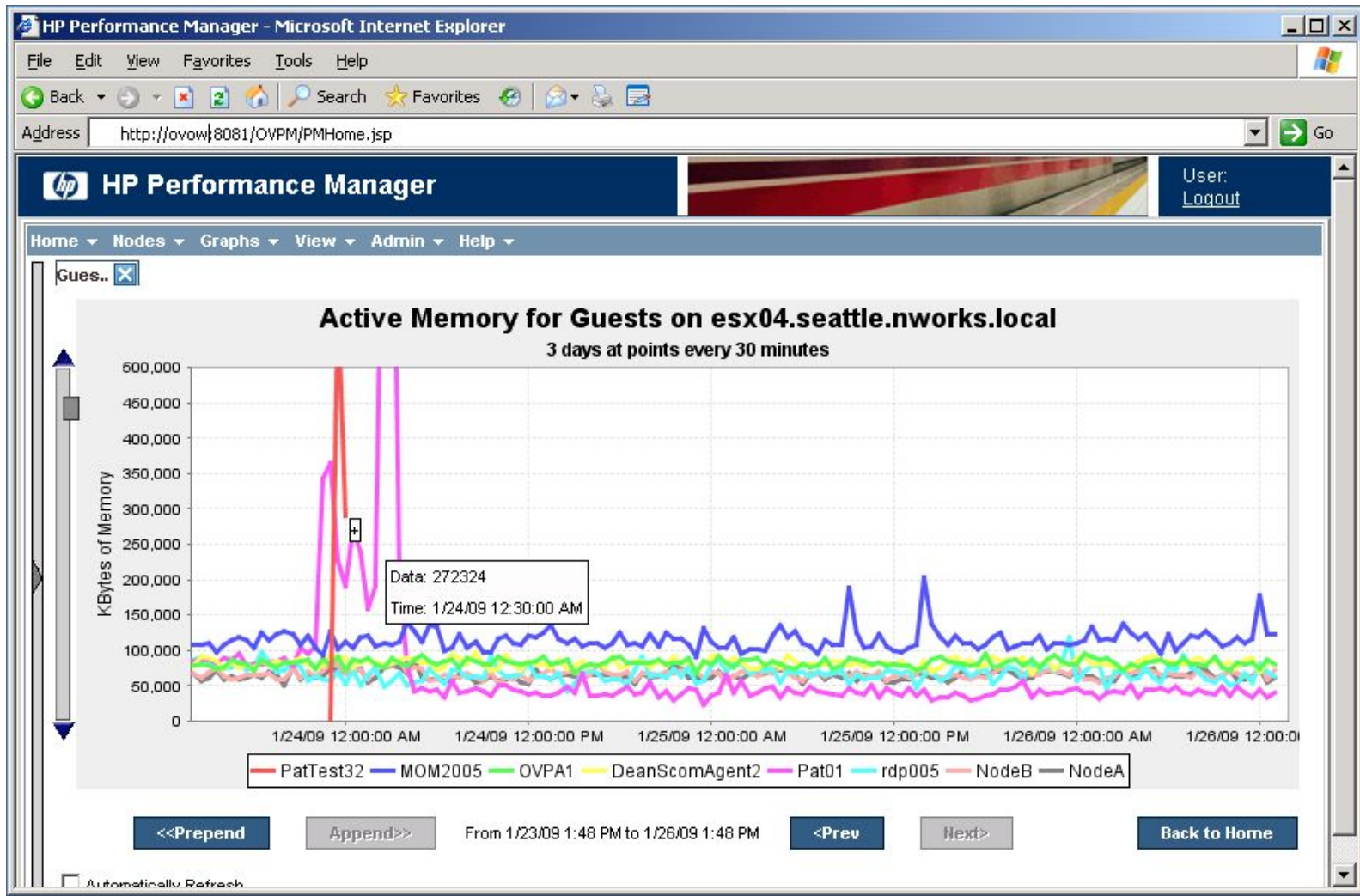


tail View

### VMGUEST Virtual Machine properties of Ops Mgr x64

Name	Ops Mgr x64
guestHostName	Ops Mgr x64
guestOSFullName	win2003x64.dev.nworks.org
powerState	Microsoft Windows Server 2003, Standard Edition (64-bit)
host	poweredOn
resourcePoolId	silver.london.nworks.org
toolsVersion	110271
vmState	running
Allocated Max Memory	2,048 MB
VMware ID	vm-63
Unique ID	500f3553-af1c-55c9-2f33-a9a33386f172

# HP OM: интеграция с PerfMgr



# Сертификация nworks



Поддержка vSphere 4.1  
**и всех последующих версий**

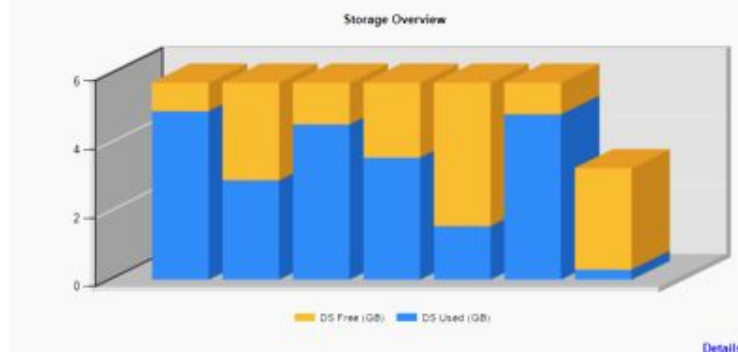
# Veeam Reporter

- Детальная информация в браузере!
- Экспорт в Word, Excel, PDF

## Datstores

Datstore	Capacity (GB)	Free space (GB)	Used space	FS type	Count of VM's
ESX2STORE1	5.75	0.82		VMFS	2
ESX4STORE2	5.75	0.92		VMFS	1
SHAREDSTORE1	5.75	1.21		VMFS	2
SHAREDSTORE2	5.75	2.18		VMFS	1
ESX2STORE2	5.75	2.85		VMFS	1
ESX4LOCALSTORE	3.25	2.96		VMFS	0
ESX4STORE1	5.75	4.18		VMFS	1
Grand Total	37.75	15.13	22.62		8

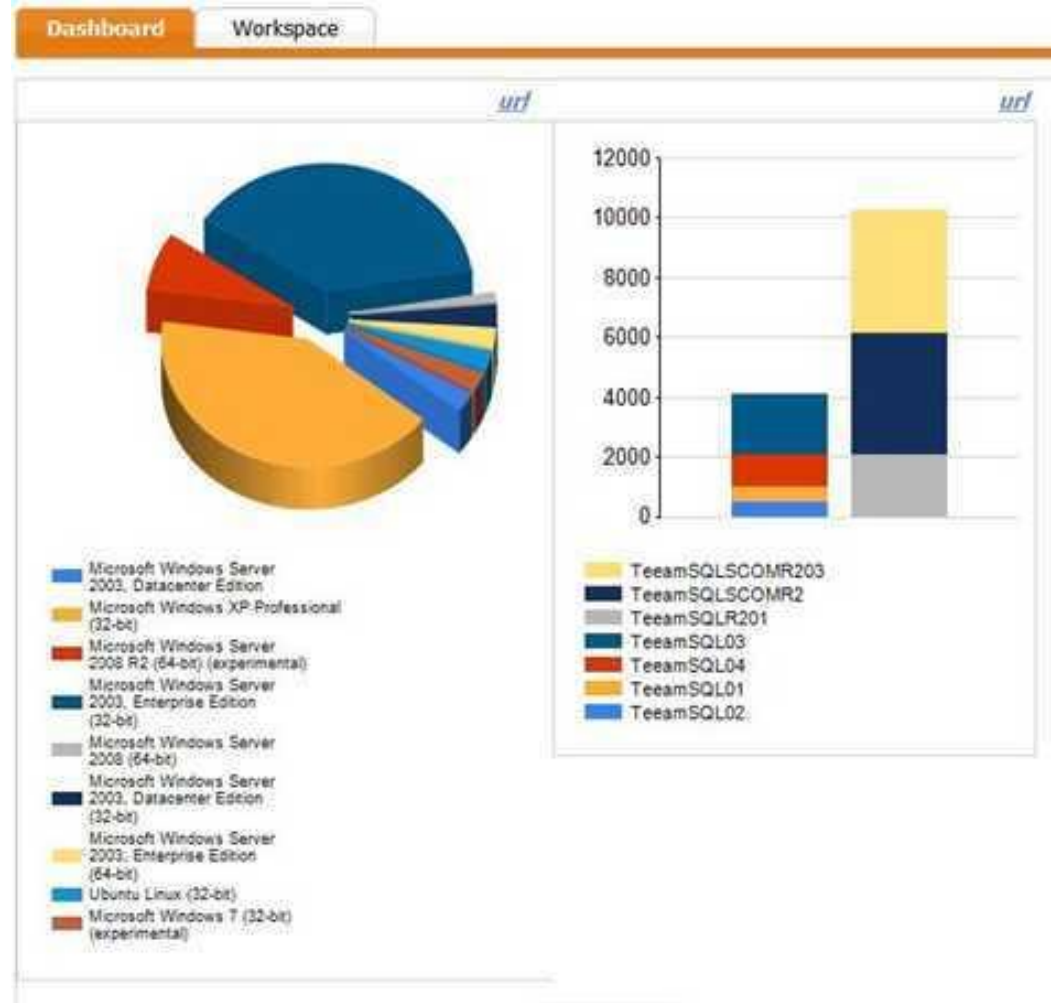
## Storage Capacity



# Шаблоны отчетов на панели управления

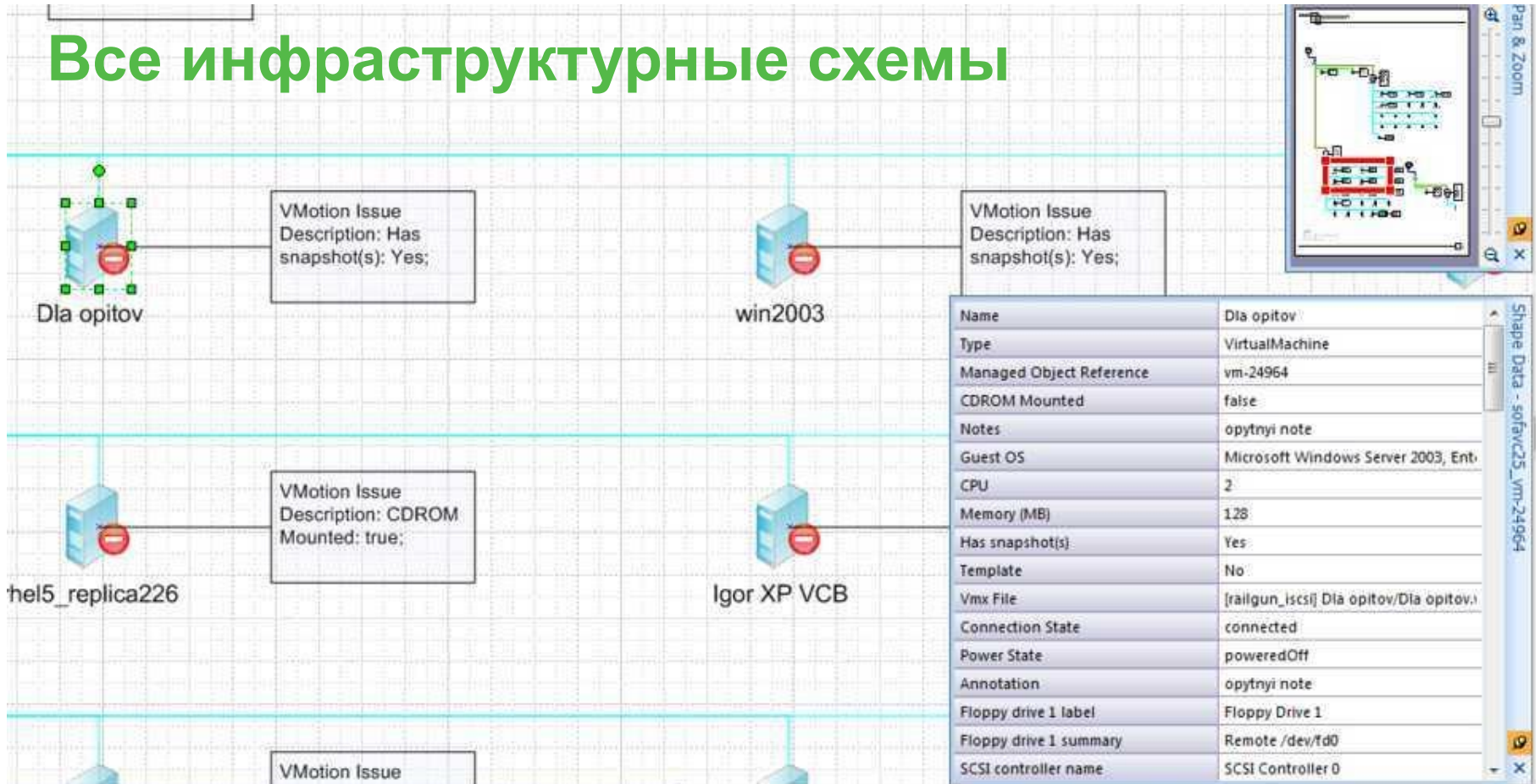
Просто как нажать

# F5!



# Пример отчета по миграции (Visio)

## Все инфраструктурные схемы



# Отчеты для бизнеса

Department	Virtual Disk, GB	Business Unit	Virtual Disk, GB	Purpose	Virtual Disk, GB
Development	58.88	Corporate	18.28	Server	110.26
Human Resources	19.01	Lending	15.42	Workstation	36.12
QA	41.20	Retail	74.07	<b>Grand Total</b>	<b>146.38</b>
Research	27.29	Wholesale	38.61		
<b>Grand Total</b>	<b>146.38</b>	<b>Grand Total</b>	<b>146.38</b>		

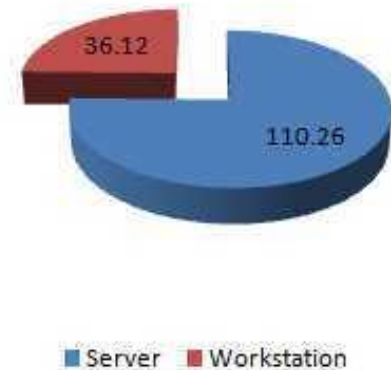
### Virtual Disk by Department



### Virtual Disk by Business Unit



### Virtual Disk by Purpose





# Программы поддержки

	Стандартная программа	Программа Премиум
Операционные часы	Пн-Пт 7-24 GMT, Пн-Пт 2-19 EDT, 11-16 PDT	24/7/365
Обновления (все версии)	Да	Да
Метод контакта	Телефон/Веб/Эл. почта	Телефон/Веб/Эл. Почта
Метод ответа	Телефон/Эл. почта	Телефон/Эл. Почта
Приоритет 1	4 часа	2 часа
Приоритет 2	8 часов	4 часа
Приоритет 3	12 часов	8 часов

# #1 системы управления VMware



**Загрузите продукты!**

**[www.veeam.com](http://www.veeam.com)**

**Завалите нас письмами**

**[ru@veeam.com](mailto:ru@veeam.com)**