



St Valentine's Day



From:



To:



Form No

School No

St Valentine's Day

It is a very sentimental unofficial holiday, which is celebrated on the 14th February by those who believe in love and friendship. Boys and girls, husbands and wives, just friends send nice cards to each other with warm greetings on the day. No one can trace origin of this European tradition, but the legend tells us a story of an Italian monk Valentine who helped young people to marry breaching thus the ruler's law. St Valentine was executed but people still remember him and celebrate this saint's day as a day of love.

The best presents are small trifles, chocolates and greeting cards. The words are simple and touching like these ones:

*I'll be your sweetheart
If you will be mine,
All of my life
I'll be your Valentine.*



День св. Валентина

Это очень сентиментальный неофициальный праздник, который отмечается 14 февраля теми, кто верит в любовь и дружбу. Мальчики и девочки, мужья и жены, просто друзья шлют друг другу красивые открытки с теплыми поздравлениями. Никто не может проследить историю возникновения этой европейской традиции, но легенда рассказывает об одном итальянском монахе Валентине, который помогал молодым людям пожениться, нарушая тем самым закон правителя. Св. Валентина казнили, но люди до сих пор помнят его и отмечают день памяти святого как день любви.

Лучшие подарки на праздник- небольшие пустячки, шоколадные конфеты и поздравительные открытки.

Слова просты и трогательны, наподобие этих:

*Буду твоим возлюбленным,
Если ты будешь моей,
Всю свою жизнь
Буду твоим Валентином.*



On
Valentine's
Day



People draw
hearts.



People send
cards.



People eat
candy.



People get
a balloon.



People give
roses.



People say:
"I love you."



Valentines Poems

**Valentines, valentines
Red, white and blue
I'll make a nice one
And send it to you.**



**To each and every friend of mine
I'll send a lovely valentine.
Mom, Dad, Sis, and Brother, too.
Will receive a heart that says,
"I love you."**



Valentines Poems

Valentine's Day



If I could be the postman
For just one single time,
I'd choose to carry Valentines
So lovely and so fine.
I would not mind the heavy load,
Or mind my tired feet.
If I could scatter happiness
All up and down the street.



Valentines Poems

You get an




For being such a
GREAT teacher!



Happy Valentine's Day!

*Cards for
Teachers*

It's teachers like you who transform their students.



Happy Valentine's Day!

A Valentine for my teacher

by Jack Prelutsky


My teacher's very special,
So I'm making her a heart.
A Valentine that's sure to be
A proper work of art.

I've worked on it all morning,
So it should be ready soon.
I'd like to slip it on her desk
Before this afternoon.

It's colored in with crayons,
And it's trimmed with paper lace
It has flowers hearts, and Cupids.
I can't wait to see her face.

Valentine's Day Crossword

ACROSS:




DOWN:



Word List:

candy, card,
flower, heart,
kiss, present

Valentine's Day Crossword



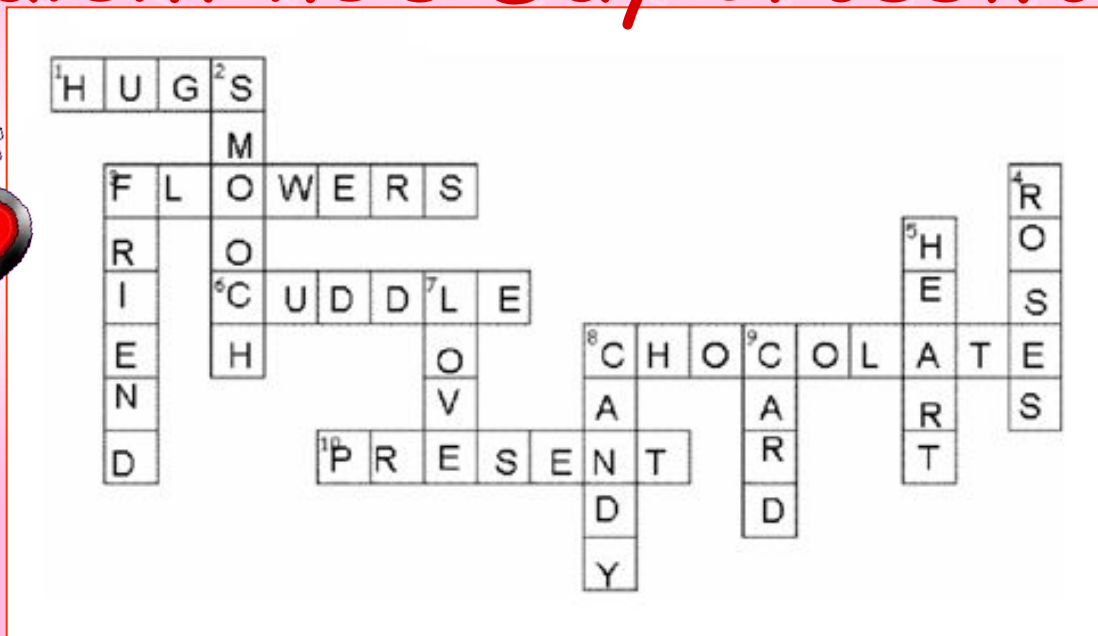
ACROSS:

1. _____ and kisses.
3. They smell pretty.
6. On Valentine's Day you should hug and _____ with your loved ones.
8. Special treat loved by all.
10. Wrap it up and tie it with a bow.

DOWN:

2. Another word for kiss.
3. My best _____.
4. Delicate, red flowers (with thorns).
5. Valentine's Day shape.
7. I _____ you.
8. Sugary treat.
9. Sign it and give it to a friend.

Valentine's Day Crossword



ACROSS:

1. _____ and kisses.
3. They smell pretty.
6. On Valentine's Day you should hug
and _____ with your loved ones.
8. Special treat loved by all.
10. Wrap it up and tie it with a bow.

DOWN:

2. Another word for kiss.
3. My best _____.
4. Delicate, red flowers (with thorns).
5. Valentine's Day shape.
7. I _____ you.
8. Sugary treat.
9. Sign it and give it to a friend.

Norwegian Woven Hearts

These cute little heart shaped baskets are filled with small candies and hung on the tree in Norway at Christmas time but we use them as cute little Valentine's hearts. Slip a message or small candies inside the pocket of your woven heart and give it to someone special!

Materials:

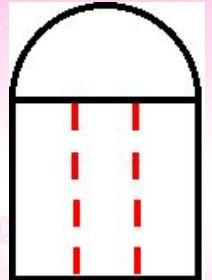
- two different colors of paper (gift wrap or construction paper both work)
- scissors



Norwegian Woven Hearts

Instructions:

- Stack the two pieces of paper on top of one another and fold them in half.
- Cut a large U shape (so the straight part of the U is at the fold)
- Unfold and make sure they look right.
- Refold and hold in a heart shape to ensure you're happy with the shape. Trim a bit if needed.
- While still folded and stacked together, cut two slits starting at straight edge running about 2/3 of the way up the U shape
- To sort out how far up to cut, imagine your U shape is a square with a half circle on top. Cut up to where the half circle starts.
- Now it gets a bit complicated:
 - Take the red and "open" the top loop. Take the white and stick the first down inside the top red loop.
 - Now (on the same end) open the white loop and stick the second red loop partially through.
 - Stick the white end through the last red loop.
 - Keep weaving the loops together to form the heart shape
 - Fill with candy and and a note to a loved one -- you can punch holes and lace a ribbon through, tying a bow to hold the candies in if you like



Happy Valentine's Day!

