

**Презентация учителя  
английского языка  
Приходько Татьяны  
Владимировны  
к УМК « Family & Friends 2»  
Unit 12**

**ГБОУ « Школа 1811 «Восточное  
Измайлово»»**

**г. Москва**

**2019 год**



# **WEDDING**


## **Union 12**

### **LESSON 3**

# **WORDS & GRAMMAR**



# BRIDE & GROOM



# ***GUESTS***

***bridesmaids- best men***





# *The family is getting ready for the wedding*



***What's he  
doing?***

***He is  
washing a  
car.***



***What are you doing?***

***I am  
brushing  
my hair .***

**brush hair**





***What is she  
doing?***


***She is  
making a  
cake.***





# AKE

**FIND  
AKE AND  
CIRKLE.**



Name \_\_\_\_\_

ake

## A Big Cake

Wake up, Jake! Let's bake a cake. We make a cake. The cake is big. We take the cake to the lake. Jake and I like cake.

We make a \_\_\_\_\_.

- lake
- cake
- rake

The cake is \_\_\_\_\_.

- big
- little
- bad



# Make a cake

- stir - размешать
- mix - смешать
- bake – печь
- pour – раливать
- frost -  
заморозить
- serve – подавать
- share –  
разделить
- make – готовить

Name: \_\_\_\_\_

Structural Analysis (suffixes)

Write *ed* on the lines.

ed

## Making a Cake

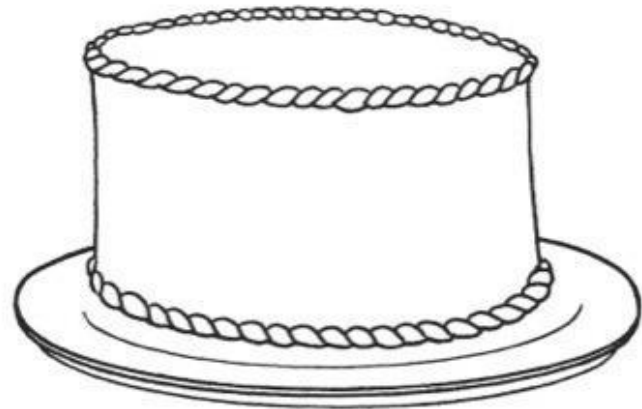
I shopped~~ed~~. I mix\_\_\_\_\_.

I stirr\_\_\_\_\_. I pour\_\_\_\_\_.

I bak\_\_\_\_\_. I frost\_\_\_\_\_.

I serv\_\_\_\_\_. I shar\_\_\_\_\_.

We lik\_\_\_\_\_ it!



Decorate the **frosted** cake!

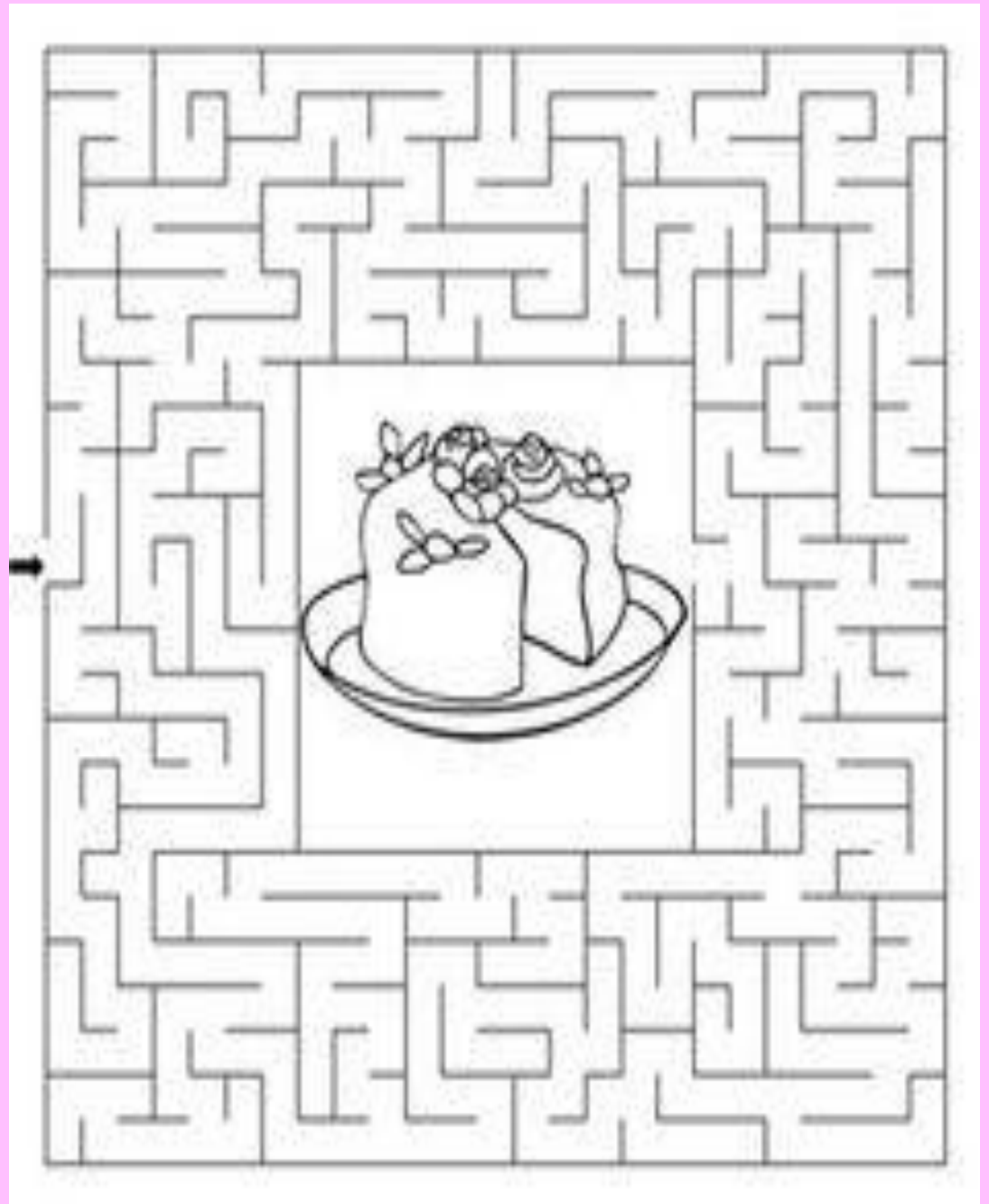
# ***Wedding Cake***





***LET'S PLAY!***

***DRAW THE  
LINE TO  
YOUR  
CAKE***



# ***PARTY***

**Are they  
dancing?**

**Yes, they  
are.**



# **QUESTION ?**

**Are they eating?**



**No, they aren't.**



***Is she/ he singing ?***

***Yes, she is.***

***No, he isn't.***

***He is taking photos.***



***Sing!***

***I love you!***

